
LAMP
Worktitude for light
/ DIGITAL
working
Working for light that works

/WORKTITUDE FOR
light

About us.
What we do.
How we achieve it.

/LIGHTING
solutions

Key characteristics
of our products.

/TECHNICAL
information

Configuration table.
Technical information.
Accessories.

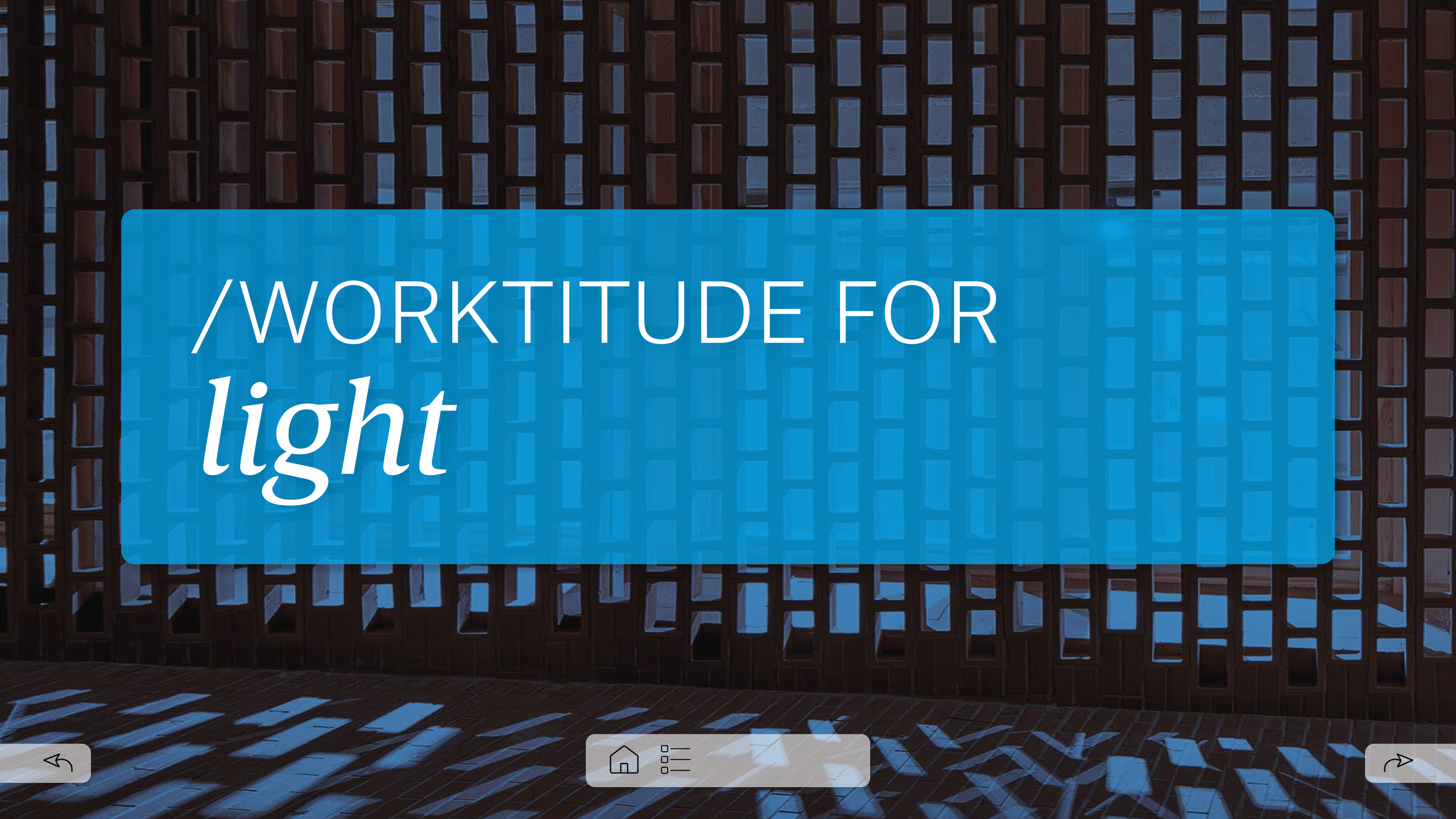
/WORKTITUDE FOR
light

/WORKTITUDE FOR *light*

PICTOGRAM NAVIGATION

GENERIC HOMEPAGE

SECONDARY INDEX

WEBSITE

DOWNLOAD TECHNICAL FILES

YOUTUBE VIDEO

PROJECT

GO BACK

GO FORWARD

+ GENERIC FAMILY

+ TECHNICAL INFORMATION

BUTTON

WORKTITUDE FOR LIGHT
This is today’s Lamp

WORKTITUDE FOR WELLBEING
The importance of people's wellbeing

LAMP +
Integrative lighting service

A HISTORY OF TRANSFORMATION
For over 50 years

WORKTITUDE FOR LIFE
Towards a more sustainable lighting industry

CIRCULIGHT
Technological update service

APPLICATION SEGMENTS
Possibilities of light in every space

WORKTITUDE FOR INNOVATION
A systemic, systematic process

This is *today's Lamp*



We advise on, design, produce, market and implement technical lighting projects. It's the **Lamp hallmark**, a commitment we've maintained for over 50 years: solving our customers' lighting challenges with a reliable and tailored approach to architectural projects worldwide.



Light is in our DNA

Realising our clients' lighting challenges for 50 years. We combine **experience, knowledge and continuous development** at every stage, from our manufacturing process to our advisory services.

We incorporate the latest technological advancements into our lighting solutions, always committing to the quality of light each project needs.
We support and champion good lighting, which is why we created the Lamp Awards to reward the creativity, innovation and sustainability of lighting projects.

International vision, local commitment

We have an international vision, enabling us to offer lighting solutions for global projects while maintaining a commitment to the local market through our teams' presence in various subsidiaries and commercial offices. We think globally, solving challenges with commitment and local follow-up.

In our factory and HQ in Terrassa and with a local presence through our 8 subsidiaries, we operate in over 70 countries.

Human team

Engineers, designers, technicians and professionals in a host of roles work together on your next project.

We **design and manufacture** all the products in our portfolio at our **HQ in Terrassa**, **Barcelona** (Spain).

Our catalogue features Lamp's own designs alongside creations from prestigious collaborators.
We **collaborate with experts** in areas such as sustainability and acoustic conditioning, among others.

Co-Creation

At Lamp we add **value to every project by developing bespoke lighting solutions for every application.**

The co-creation service extends from adapting existing catalogue products to developing new special products.

A HISTORY OF TRANSFORMATION









For over 50 years

For more than 50 years, we've been **advising on, designing, producing, marketing and launching** technical lighting projects.

We're committed to bringing our customers' lighting challenges to life with a solvent, tailored response on any architectural project in the world.

Lamp, S.A.has its main offices in Terrassa (Spain). This centre is where we produce our light fittings while it also doubles as the headquarters for Lamp and its **affiliates located in France, Mexico, Colombia, Chile and Dubai, in addition to all our other sales offices.**

Lamp's history as a company with a strong industry tradition is a **story of transformation** running in parallel to the technological changes that have accompanied the lighting industry, as well as social shifts, since lighting supports the **transformation of spaces and the way in which people inhabit them**.

1971–72

HOW WAS LAMP BORN?
Lamp was founded in 1971 as a shop selling electrical material, although it was in 1972 when Ignasi Cusidó Sr. founded Lamp as a company that manufactured professional luminaires, specialising in linear solutions.

80's

INDUSTRIALISATION AND EXPANSION
This decade marked the beginning of portfolio expansion, with the creation of luminaires that have since become Lamp's classic families: Lamptub, Triply, Oval, Series 1000, Basic...

Increased productive capacity and industrialisation enabled the integration of all production processes.

90's

INTERNALISATION AND SYSTEMATISATION
Opening of the first affiliate factory in Latin America in Chile, followed by others in Colombia and Mexico.

The quality and environmental system is implemented and improved.

00's

LIGHT CULTURE
Lamp's headquarters are inaugurated on Calle Córdoba in Terrassa.

The first edition of the Lamp Awards took place, in line with the idea of "light is a basic element in life and a key aspect in any architectural project".

This marks the start of the technological adaptation that would lead to a disruptive change in the industry: LED technology.

10's

WORKTITUDE FOR LIGHT
Lamp made a change to its corporate image and redefined the company's value proposal, giving rise to the phrase that encompasses our essence: "Worktitude For Light". This involved the company taking its first steps towards a profound transformation that has led us to be the company we are today at Lamp. In 2019, the vision was defined, as were strategic directives "Working Paths: Worktitude For Wellbeing, Life and Innovation".

LED Wellbeing technology introduced.

The Lamp+ service launches.

20's

INNOVATION AND COMMITMENT TO SUSTAINABILITY
We redefined our application segments, considering the diverse impacts of light on user experience in different spaces.

The Innovation and Sustainability Committees were formally established.

In 2022, Lamp officially joined the United Nations Global Compact, demonstrating the company's public commitment to sustainability.

Worktitude For Future

APPLICATION *segments*

POSSIBILITIES OF LIGHT IN EVERY SPACE



EDU
CAT
ION

Education

Light that nurtures and enhances the educational experience.

Educational spaces are evolving to embrace a new form of learning: **multidirectional, experiential, humanistic, collaborative and multidisciplinary**.

Spatial configuration and environmental conditions play a fundamental role in the cognitive process; hence, we create adaptive, respectful and participative lighting solutions to enhance the educational experience.

LIGHTING QUALITY

Improving the cognitive process

Flicker-free luminaires
With flicker control: compliant with IEEE standard 1789 -2015 practices for LED systems and NEMA 77-2017 (Pst LM < 1.0 and SVM < 0.6);

Luminaires classified as exempt from photobiological risk (RG0)
According to the UNE 62471 standard, evaluating the risk of ocular or dermatological damage, are optimal solutions given children's higher sensitivity to "blue" emissions as their visual system is still developing.

Solutions with high colour rendering (up to CRI 98)
Enable children to live and experience the space through materials, shapes and colours, enhancing their cognitive development and relationship with the environment.

COMFORT AND VISUAL ERGONOMICS

A gentle learning process

Lighting solutions with a greater shielding angle
Such as Plat Tech, and technical diffusers like Fil 45 Opal Comfort, ensure visual comfort and maintain low glare levels (UGR) for users with a lower observation point (and a broader field of direct exposure to the light source).

Ensuring environmental comfort and visual ergonomics
To create an environment that promotes the wellbeing of students and teachers, with comprehensive solutions like Quiet, avoiding distractions due to a lack of comfort.

Luminaires with appropriate light distribution for every need
100% indirect emissions (for infant spaces), direct and indirect emissions to achieve a proper balance between the necessary lighting levels for task performance and vertical luminance levels; or direct distributions for high-concentration areas. Asymmetrical distributions for vertical surface lighting such as Fil 45 Tech ultra-comfort, Kombic 100 or Ambient.

POSITIVE LIGHT STIMULATION

Experiential educational spaces

Dynamic lighting
Allows the creation of lighting schedules to offer an educational experience that adapts to changing requirements throughout the day, depending on the specific cognitive, emotional and physiological activities.

Reconnection with nature
Thanks to luminaires synchronised with natural light, regulating lighting levels and colour temperature.

High circadian stimulation
Wellbeing technology, improves circadian rhythm synchronisation (i.e. sleep-wake cycles), increasing energy levels and promoting an overall sense of wellbeing.





Recommended lighting solutions



Fil



Kombic



Plat



Ambient



Mun



Lamptub 60



Quiet



OFFI
CE

Office

Lighting that promotes collaboration and creativity, as dynamic as the needs of the users.

In an ever-changing world, adaptation becomes crucial.

More than ever before, offices are evolving into spaces that encourage **socialisation through collaboration, idea exchange and creativity**.

We develop lighting solutions for spaces where the environment, people and talent converge.

FLEXIBLE AND INTEGRATIVE LIGHTING

Adapting the workspace to promote wellbeing and increase team productivity.

Flexible element
Lighting becomes a flexible element that adjusts to workers' preferences and the tasks being performed.

Versatile systems, like the "Nomadic System"
Enable the configuration of luminaires to adapt to changes in the architectural space, accommodating various layouts and uses of the rooms.

Visual balance
Various luminaire types with advanced technical features compose lighting systems that blend ambient and task lighting, ensuring adequate luminance contrast and uniformity.

Direct and indirect emissions
Along with wall and ceiling washers, create comfortable lighting environments, enhancing conditions related to the maintained average cylindrical illuminance, characteristic of integrated lighting planning.

Light quality
Light sources featuring a high colour rendering index (CRI > 95) and R9 > 50 guarantee excellent colour perception, including accurate user perception in hybrid formats like video calls.

Flicker-free luminaires
Flicker control: complies with IEEE Standard 1789-2015 LED methods and NEMA 77-2017 (Pst LM < 1.0 and SVM < 0.6).

Solutions designed for optimal visual health
Luminaires providing high visual comfort, thanks to Tech Ultracomfort (UGR < 12) and Opal Comfort (UGR < 16) diffusers, lenses and a high level of shielding (UGR < 14). Luminaires classified as "Exempt from Photobiological Risk - Group 0" according to the recommended standard in UNE 62471, ensuring visual comfort even during extended exposure to artificial light.

Solutions integrating lighting and acoustic comfort
Such as the Quiet family.





TECHNOLOGICAL BALANCE

Humanising and personalising spaces

Segmenting technology
Based on project requirements, considering natural light contribution, the type of task to be performed, the user occupying the space, and the schedules and work flows. This leads to the selection of the most suitable and efficient technology. Dynamic lighting provides high adaptability and customisation, allowing the selection of the most comfortable lighting level and colour temperature (2700–6500 K) in each case. It is possible to design different lighting itineraries, either to replicate the dynamics of daylight or natural light, or to create specific scenes that help to create a particular lighting ambience

Wellbeing technology
Both monochrome and dynamic versions, with a high circadian stimulus, optimises its light spectrum to emulate the continuity of sunlight, thus achieving suitable melanopic lux levels for proper activation during the early hours of the day, improving circadian rhythm synchronisation.

MINIMISING IMPACT

Moving towards circularity

Solutions in constant evolution
Thanks to life cycle assessments (LCA) to minimise the environmental impact.

Solutions that promote decarbonisation
Thanks to excellent energy efficiency (< 120 lm/W), minimising the emissions produced during the use phase (B6) –Operational carbon–, and integrating lighting and presence sensors, which optimise the installation according to the time of day, improving the synchronisation of circadian rhythms.

Luminaires made with recycled materials
To diminish the environmental impact. Reducing emissions during the manufacturing phase (A1-A4) - Embodied Carbon.

Environmental Product Declaration (EPD)
Our primary product families in the segment feature EPDs, an exercise in transparency to measure the impact of our solutions throughout the building's life cycle.

Luminaires designed under eco-design criteria
Allowing for repair, updates and recyclability at the end of the life cycle.



Recommended lighting solutions



Fil



Kombic



Hermetica



Stormbell 80



Ambient



Ocult



Lamptub 60



Quiet



Modular Custom



Nomadic System



COMMON SPACES

Common spaces

Light that creates a welcoming atmosphere: technical aspects and proper lighting control.

The trend of spatial hybridisation gives rise to new spatial typologies: **new ways of being and doing.**
“Common spaces” contrast with “non-places” by asserting their own identity within other primary uses, fostering spaces that create a welcoming and customisable atmosphere. **Places to connect with others and oneself, hosting various activities.** We offer solutions that prioritise lighting sensations without compromising technical characteristics.

SPACES FOR CONNECTION

Technical lighting integrated into a user-friendly language

Miniaturisation
Of highly technical lighting solutions like Fil 35 or Kombic 70.

Solutions that emphasise lighting quality and a sensation of comfort
Due to the absence of flickering in our Flicker-free luminaires and effective glare control.

Lighting focused on inclusively enhancing the user experience
Supporting neuro-design strategies, thanks to luminaires that maximise visual comfort and deliver excellent colour rendering (CRI > 98), aimed at maximising user wellbeing and ensuring environmental comfort through acoustics and lighting.

Energy efficiency in every space
Thanks to the high energy efficiency of our solutions (up to 120 lm/W), reducing the operational carbon footprint of buildings through a life cycle assessment.

MULTIPLE USES

Adaptive and responsive lighting

Lighting with dynamic technology
Lighting ambiance tailored to the use and needs of spaces, dynamic technology lighting for creating various scenes and designing lighting schedules that provide the necessary lighting sensation for the multitude of uses that a dynamic space can accommodate.

Spatial adaptability
Thanks to the infinite distributions that our Nomadic System can offer: flexible, adaptable and scalable, breaking away from the rigidity of traditional lighting installations.

NEW MATERIALS

Mindful lighting

Recycled materials
The incorporation of new materials, whether recycled and/or natural, such as recycled cork (rCork) and recycled PET (rPET), enables us not just to improve the environmental impact of our luminaires but also to delve into fresh aesthetic expressions now featured in our catalogue of technical solutions.

Full spatial integration
The Raw finish option ensures seamless spatial integration, offering a neutral finish with a treatment that allows the luminaire to be completed on-site, achieving its final appearance “in-situ”. This is the case of the Ambient luminaire.

Colour palettes
Capture an expression and mirror social trends shaping the evolution of spaces. Explore the new expressions of RETROPIA and FOUNDATION, now part of our palettes: MATERIALITY, BE SOCIAL AND WELLBEING.





Recommended lighting solutions



Fil



Kombic



Ocult



Ambient



Mun



Hance



Moody



Stormbell 80



Healthcare & wellness

Lighting designed for comfort and wellbeing: elevating the user experience.

The architecture of the healthcare sector has evolved in recent years, embracing technological innovations and aligning with societal transformations, **resulting in spaces that are not only more efficient but also more humane**.

In these areas devoted to promoting health, technical and functional requirements coexist to ensure optimal conditions for healthcare personnel. Simultaneously, there's a focus on creating an environment **conducive to rest and optimal comfort**, recognising their significant impact on individuals' health and work.

To fulfil both needs, we offer efficient, functional and user-centric lighting solutions that positively impact perception and mood. Our commitment encompasses **solutions contributing to comprehensive and preventive well-being**, not just in healthcare settings but in any **space dedicated to wellness**.

TECHNICAL COMMITMENT

Meeting stringent space requirements

Solutions with a high degree of tightness (IP65)
To prevent the ingress of particles and contaminants into the luminaire with a sealing gasket, maintaining a clean and pollution-free environment. Non-porous finishes facilitate easy cleaning: such as the Ambient family.

Eco-design
Designed with eco-friendly criteria, they allow for updates and simplify maintenance tasks, minimising downtime.

Compact luminaires
With various optical design options to offer different lighting distributions tailored to the diverse lighting needs of each space, guaranteeing high energy efficiency.

LIGHTING QUALITY

Optimal conditions for healthcare professionals and patients

High colour rendering
Solutions with high colour rendering (up to CRI 98) facilitate tasks under light sources that accurately represent tones.

Flicker-free luminaires
Flicker control (complies with IEEE Standard 1789-2015 LED methods and NEMA 77-2017 (Pst LM < 1.0 and SVM < 0.6).

Luminaires categorised as exempt from photobiological risk RG0
According to the UNE 62471 standard, assessing the risk of ocular or dermatological damage caused by specific short-wavelength light radiations (blue emissions). Over time, these emissions could potentially be associated with diseases like age-related macular degeneration (AMD), which is common in individuals over 60 years old.



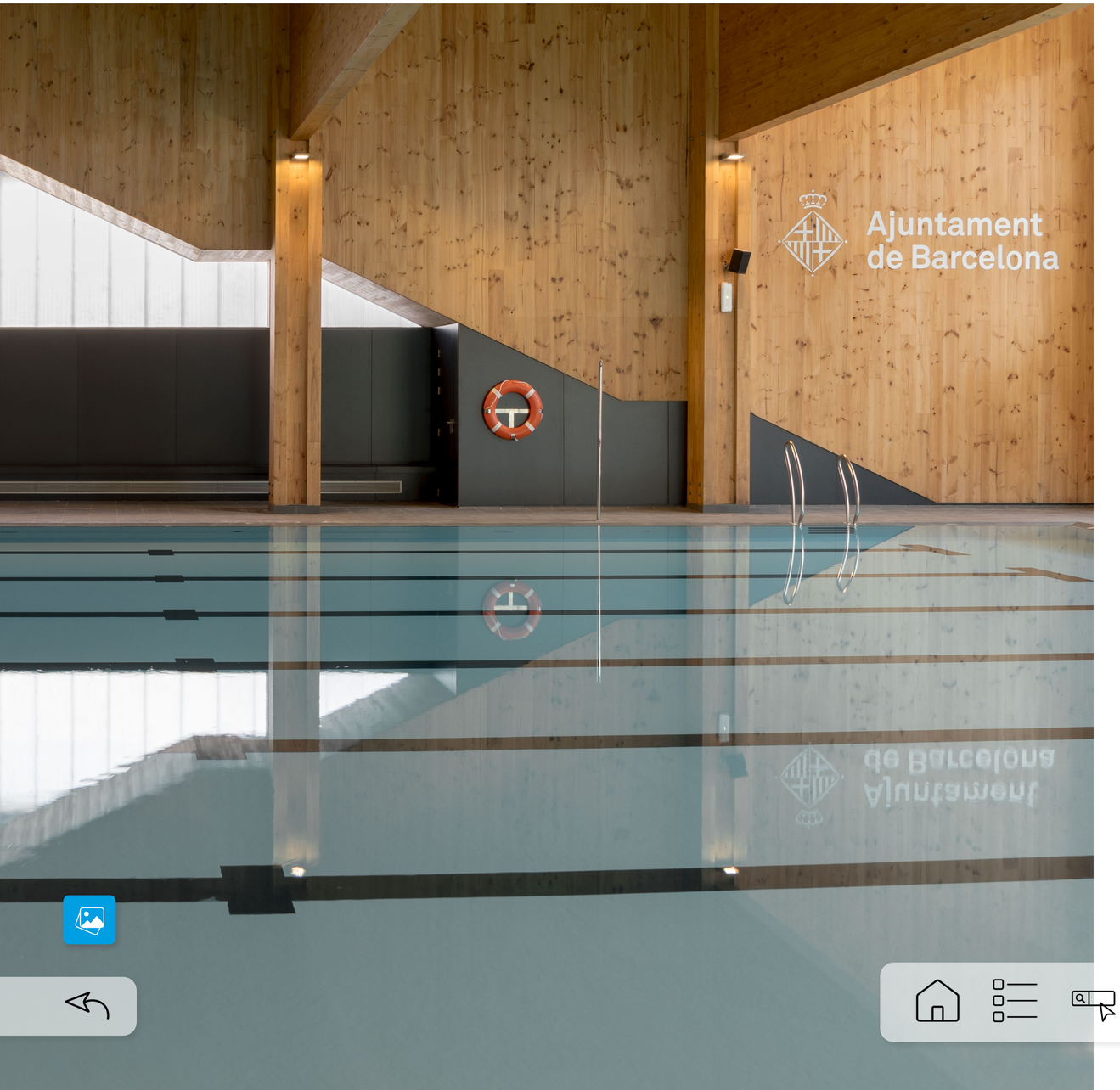

VISUAL ERGONOMICS

Through an integrative and inclusive lens

Solutions designed for optimal visual health
Luminaires providing high visual comfort, thanks to Tech Ultracomfort (UGR < 12) and Opal Comfort (UGR < 16) diffusers, lenses and a high level of shielding (UGR < 14).

Sensor technology for wellbeing and safety
We employ sensors to detect presence, ensuring that spaces are always well-lit according to needs and schedules.

HEALTH AND WELLBEING

Dynamic circadian lighting

Light paths
Dynamic lighting provides high adaptability and customisation, allowing the selection of the most comfortable lighting level and colour temperature (2700–6500 K) in each case. Designing various lighting schedules to replicate the dynamism of natural light or establish specific scenes helps create a unique lighting atmosphere.

Wellbeing technology
Both monochrome and dynamic versions, with a high circadian stimulus, optimises its light spectrum to emulate the continuity of sunlight. This achieves suitable melanopic lux levels for proper activation during the early hours of the day, improving circadian rhythm synchronisation.

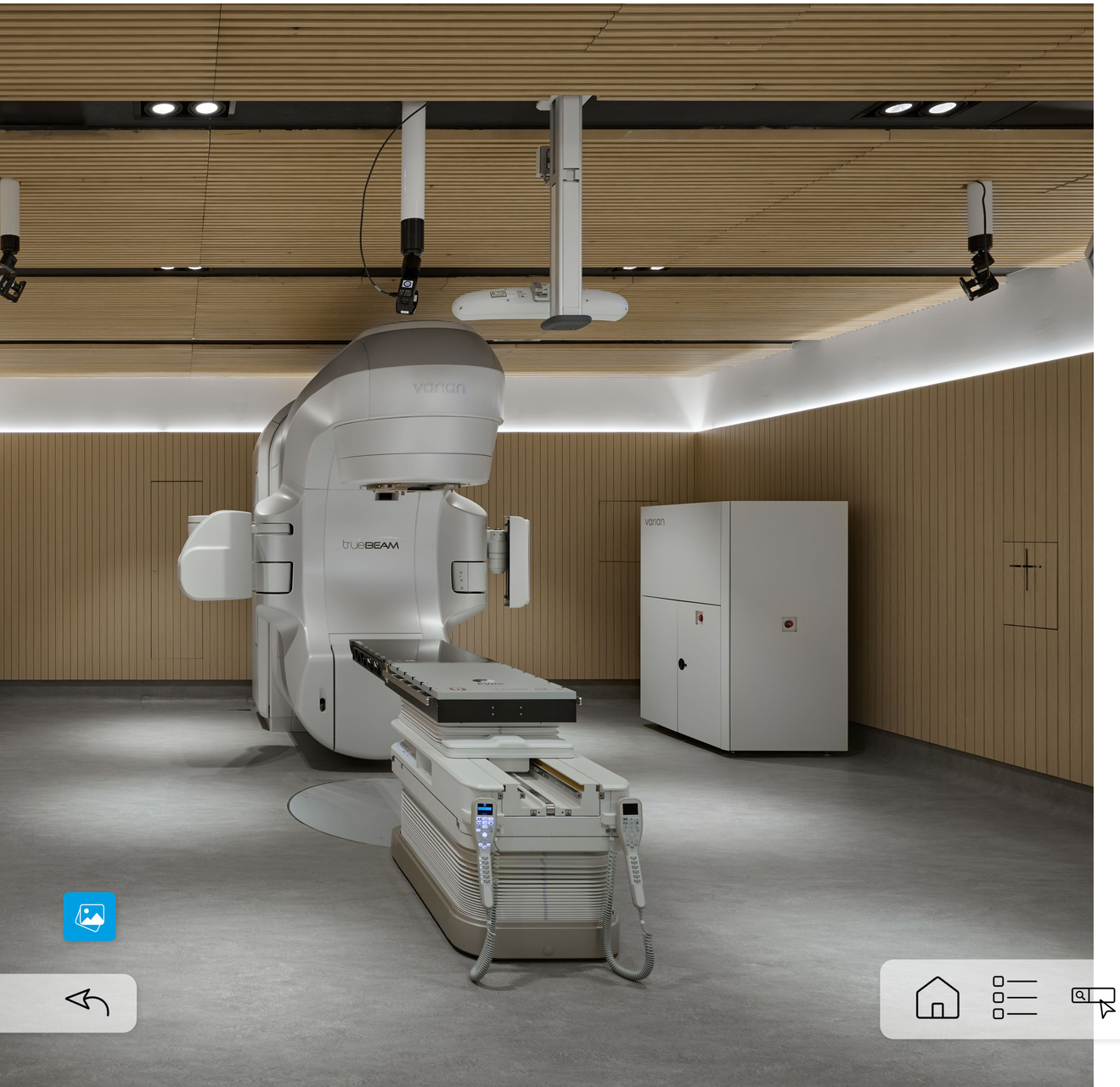

Recommended lighting solutions



Fil



Kombic



Plat



Ambient



Hermetica



Modular Custom



Clinic



High-density transit

Efficient and durable lighting to meet the highest requirements for both users and architectural spaces.

This category encompasses a variety of spaces whose main feature is the **need to accommodate high traffic and host complex and diverse programmes**, spaces such as:

- Transport facilities such as airports, terminals, train or underground stations;
- Convention centres
- Cultural facilities

Our range of specific solutions for these spaces provide a **balance between durability, efficiency and technical quality**.

DURABLE AND EFFICIENT LIGHTING

Increasing the value of spaces and infrastructures

Luminaires with high technical specifications
High strength ratings and a long service life, thanks to a robust design, the use of durable materials and thermal designs that extend the useful life of our luminaires.

High luminous fluxes
That can be used for the general lighting of very high spaces, with luminaires such as Stormbell HO, Kombic 200, Domo or Fil 120.

Circular solutions
Incorporate eco-design criteria, supported by our technology upgrade service, extending the service life of luminaires, providing the best light quality and energy efficiency (reducing operational carbon), facilitating the recovery and reuse of the installed equipment (reducing embodied carbon).

Excellent energy efficiency
Optimising resources in infrastructures

Multiple installation options

LIGHTING QUALITY

Offering the best experience for the community

Wide range of lighting patterns
And light beams to suit every need.

Light quality
Light sources with a high colour rendering index (CRI > 90) and R9 > 50 ensure excellent colour perception.

Flicker-free luminaires
With flicker control: compliant with IEEE standard 1789 -2015 practices for LED systems and NEMA 77-2017 (Pst LM < 1.0 and SVM <0.6);

SPECIAL DEVELOPMENTS

Ad-hoc solutions for every infrastructure

Co-Creation service
Development of specific solutions to meet the technical requirements of each project through our Co-Creation service, for example the development of our TRANSPORT SOLUTIONS.

Lighting solutions that include special features
Such as speakers or low-voltage electrical wiring, isolated from each other by separate conduits inside the luminaire, e.g., STGO, BCN, TLSE.

Sensory integration
Motion and brightness sensors to reduce energy consumption by adjusting lighting levels according to traffic and lighting needs, e.g. Fil 45. Other types of sensors can be included, depending on the parameters being monitored.

Emergency battery
For safe evacuation.

Control systems
Automation and time synchronisation systems.





Recommended lighting solutions



Fil 120



Kombic



Stombell 170 HO



Domo 220



Transport Solutions



Contract

Light to revitalise the shopping experience and create a connection with the user.

The shopping experience has been reshaped in recent years due to, among other things, two key factors:

- The rise and spread of online shopping habits, as well as hybrid models (buy online / pick up in store);
- Environmental awareness and a form of conscious consumption are increasingly prevalent and widespread;

Retail spaces are being redefined to cater for **new shopping models** (online and hybrid), reinventing the physical experience to create a stronger connection with the community through spaces designed to host a variety of **experiences, improving their social and environmental impact**.

We create lighting solutions that enhance every shopping experience, **highlighting the essence of the products and streamlining the flow of traffic within the spaces.**

LIGHTING EXPERIENCES

Enhancing the physical experience

Multiple luminaire technologies
Within lighting and interior design projects, the hybridisation of spaces makes it possible to use numerous types of luminaires to enhance these spaces, through general lighting systems that help to guide traffic, combined with accent lighting to create focal points in certain spatial landmarks, thanks to the combination of linear systems such as FIL 35 or 45, Ocult System, Kombic and our accent luminaires such as Ocult, Hance or Hance Downlight. Providing lighting solutions that are integrated into the design concept.

LED technology
With optimised light spectra to highlight specific products.

Light quality
Light sources with a high colour rendering index (CRI > 90) and R9 > 50 ensure excellent colour perception and deliver energy efficiency greater than 125 lm/W, e.g., Hance or Imag G3.

Dynamic technology
To provide a high degree of adaptability and customisation, making it possible to design different lighting scenes and patterns, combining different lighting levels and colour temperatures (2700–6500 K) to increase the vibrancy of the lighting experience.

Creating unique experiences
Such as those provided in concept or flagship stores requires the development of custom solutions, tailored to each space and each experience, which we deliver through our Co-Creation service.





MINDFUL LIGHTING

Reducing the environmental impact (today and tomorrow)

Circular solutions
That support the transformation of the value proposition of retail premises, incorporating eco-design criteria that enable the recovery and redeployment of luminaires.

Technology upgrade service.
Extending the service life of luminaires, providing the best light quality and energy efficiency (reducing operational carbon), facilitating the recovery and reuse of the installed equipment (reducing embodied carbon).

Conscious materiality
Using recycled and recyclable materials in our retail luminaires, reducing the environmental impact caused during the manufacturing phase (embodied carbon).

Maximum energy efficiency
Greater than 125 lm/W, without sacrificing light quality, e.g., with our Hance or Imag G3 models.

NOMADIC LIGHTING

Flexible and adaptable experiences

Systems and modules
Flexible lighting systems such as our “Nomadic System” and Plug&Play lighting modules, which enable the installation of temporary portable pop-up stores. They provide a solution that makes installation and dismantling easy, while maintaining excellent lighting quality.



Selección de luminarias adecuadas



Hance



Kombic



Imag



Moody



Domo 220



Ocult



Puzzle



Architectural Outdoor

Light adapted to human scale to create places with an identity of their own.

Urban development and outdoor spaces are shaped by guidelines such as those outlined in the EU's Urban Agenda, which is aligned with Sustainable Development Goal 11 (SDG 11: Make cities and communities sustainable):

- Pedestrianisation and accessibility.
- Reducing road traffic, introducing new urban transport systems.
- Respecting biodiversity: Reducing noise and light pollution.
- Reducing heat islands: Creating blue/green infrastructure.
- Promoting mixed uses, redevelopment and change of use.

At Lamp we strive to **meet these challenges by designing our lighting solutions around these proposals**.

Close-range lighting

Recovering the human scale

Close-range lighting
Bringing the light source closer to the action or the object being illuminated, creating far more pleasant lighting conditions, avoiding residual light, while reducing the system's energy consumption, e.g., Duit.

Extensive light beam patterns
Allow the light source to be lowered, maximising spacing, such as street or extra wide beam patterns (e.g., Shot), or bollards (e.g., B-Side 360°).

Solutions that combine durability and compactness
Blend into urban and architectural environments with a minimal visual impact.

Lighting to enhance the environment

Urban fabric regeneration

Lighting systems with minimally intrusive installation systems
For ease of integration in both new-build settings and refurbishment works, e.g., the Duit range's Integration system.

Luminaires with a wide variety of light beam patterns
To enhance the architectural beauty of each environment, highlighting the architecture and its materials through elliptical or asymmetrical light beams, e.g., with Flut, Bazz, Bauline or Seti.

Living Centric Light

Respecting people and the environment

LED technology
Amber hue with a light spectrum that is extremely environmentally and eco-friendly, reducing emissions with a wavelength of less than 550 nm, preventing the dispersion of light through reflection and minimising the effects of light pollution, e.g., Duit.

Lighting quality
Offering warm colour temperatures (2700–3000 K) and high colour rendering indices (CRI > 80) to provide people-friendly lighting environments.

Light beam patterns
To prevent residual light and emissions to the upper hemisphere.

Resilient lighting

Extending the life cycle

Durable luminaires that meet eco-design standards
Providing scalable solutions that can be upgraded mechanically and technologically. They are manufactured to facilitate the sorting of materials, which can be recovered for recycling.

Technology upgrade service.

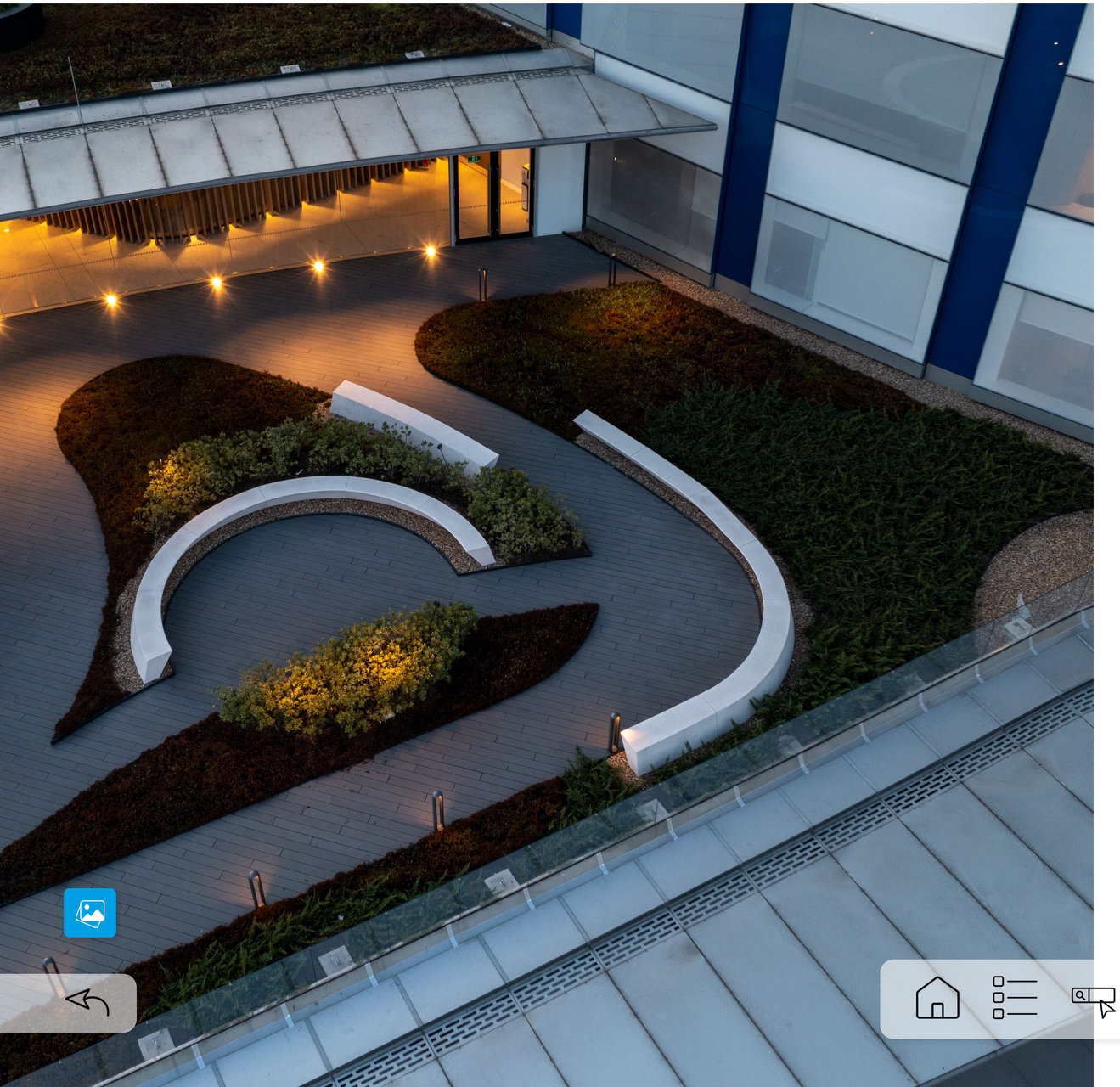

Recommended lighting solutions



Shot



Flut



Duit



Bazz



Seti



B-Side



Lup



Urban



Trace IP65



Xtrema



Puck

WORKTITUDE
for *wellbeing*

LIGHT ORIGINATES IN EACH LUMINAIRE,
BUT RESIDES IN THE SPACE IT ILLUMINATES

We see lighting as an essential element to improve people's wellbeing, analysing both the visual and non-visual effects of light.
We believe that light originates in each luminaire but resides in the space it illuminates and the people who work or live there. Whether it's a product, service or project, we design for and around users, considering the physical characteristics of the space and the tasks to be performed within it.

+ INFO

VISUAL COMFORT

Luminaires with high visual comfort
Specially conceived for users to carry out concentration and work tasks, with medium-high lighting levels and high comfort requirements, such as offices, classrooms, health and wellness spaces.

Luminaires with a low glare index based on:
- Comfort diffuser (UGR < 16).
- Lens options and a high degree of shielding (UGR < 14).
- Direct and indirect emissions.



+ INFO

PHOTOBIOLOGICAL RISK

For spaces with high visual comfort requirements due to a more sensitive user type, such as children, as well as areas where users are exposed to artificial light for extended periods, including educational centres, hospitals, laboratories, offices and care facilities, etc., we recommend the use of luminaires classified as "Exempt from photobiological risk – Group 0" according to UNE 62471.

+ INFO

TECHNOLOGICAL GRADIENT

According to the needs of each project:

LED Standard
Dynamic lighting
Technology that allows for the variation of colour temperature (2700–6500 K) by selecting the most suitable colour temperature for the light level.

Wellbeing lighting
"Reconnection with nature"
Technology that allows for the emulation of natural human biorhythms to maximise circadian activation. Light focused on wellbeing, with high CRI levels (> 97), R9 (> 50) and elevated circadian stimulation.

Visual comfort

Luminaires with high visual comfort
Specially conceived for users to carry out concentration and work tasks, with medium-high lighting levels and high comfort requirements, such as offices, classrooms, health and wellness spaces.

Luminaires with a low glare index based on:

Comfort (UGR<16)


Fil 35 Tech


Lamptub 60 Tech


Fil 45


Fil 45 Tech

Lens options and high degree of shielding (UGR<17)


Kombic 70 Optic


Kombic 100 Optic


Ocult


Moody

Direct and indirect emissions


Fil 35/45/50

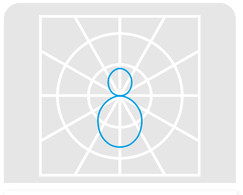
Direct/Indirect


Lamptub 60


Ambient

Photobiological risk

Group 0
EN 62471

For spaces with high visual comfort requirements due to a more sensitive user type, such as children, as well as areas where users are exposed to artificial light for extended periods, including educational centres, hospitals, laboratories, offices and care facilities, etc., we recommend the use of luminaires classified as "Exempt from photobiological risk – Group 0" according to UNE 62471.

Technology

Dynamic lighting
Technology that allows for the variation of colour temperature (2700–6500 K) by selecting the most suitable colour temperature for the light level.

Wellbeing lighting
Technology that allows for the emulation of natural human biorhythms to maximise circadian activation. Light focused on wellbeing, with high CRI levels and elevated circadian stimulation.


Kombic Downlight


Kombic Surface


Fil family


Plat


Fil 45


Kombic Surface


Kombic Downlight


Plat


Kombic 150


Kombic 100


Fil 45


Stormbell 80

Wellbeing Technology

Reconnection with nature

Wellbeing technology focuses on people's wellbeing by allowing us to respect people's natural biorhythms, reducing the most aggressive emissions for vision and maximising the most effective ones for circadian activation.

It reproduces all the visible wavelengths of light, accurately mimicking **natural sunlight.**

At Lamp, we regularly review colour quality metrics such as CRI and TM-30, as well as spectral power distribution (SPD), and are constantly updating this technology in our products to provide the optimal circadian stimulation that is especially necessary in the early hours of the day.

LED Wellbeing Light Spectrum

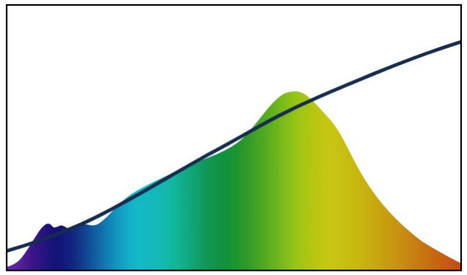

LED Wellbeing technology adjusts its spectral distribution to provide a **continuous curve more similar to natural light**.

What are the advantages of this technology?

- **Positive impact on people's wellbeing**
  Thanks to its spectral distribution and the optimisation of the emissions corresponding to 480 nm, it offers a high circadian activation. This helps to regulate the sleep-wake cycle, improves energy levels and promotes a general sense of wellbeing.
- **Improved visual perception**
  Provides better visual quality and definition, reducing eye fatigue and improving visual comfort.
- **Excellent colour rendering**
  CRI95 in downlights / CRI98 in linear systems.
- **Accessibility and applicability**
  We improve the quality of light and the user experience by applying technology to a wide range of products for different environments and spaces.



Kombic 150



Kombic 100



Fil 45



Stormbell 80

Technological gradient

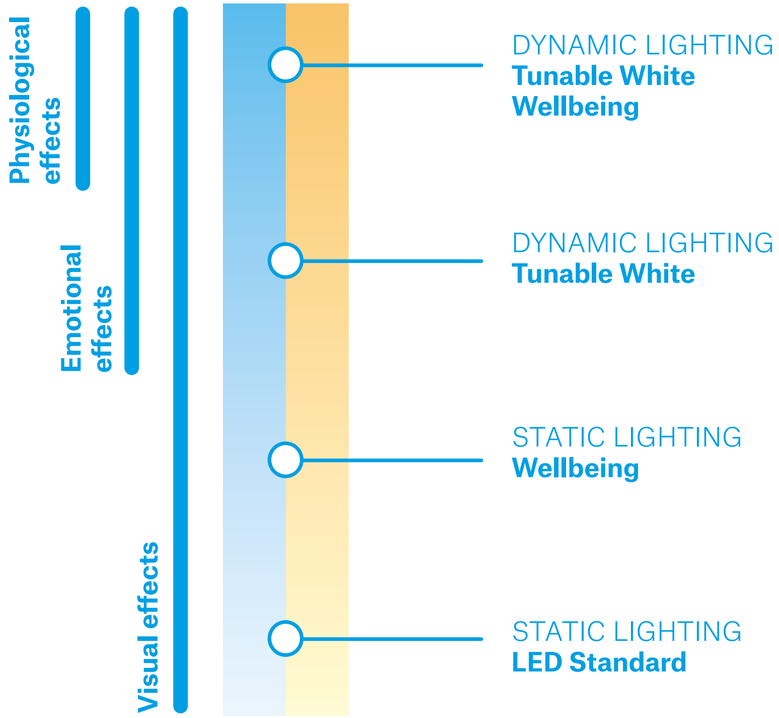

	MONOCHROME	WELLBEING MONOCHROME	DYNAMIC WHITE	WELLBEING DYNAMIC WHITE
ILLUMINANCE LEVELS SUITABLE FOR CONCENTRATION TASKS	●	●	●	●
LUMINANCE CONTRAST	●	●	●	●
LIGHTING LEVEL ADJUSTMENT	●	●	●	●
CRI > 80	●	●	●	●
R9 > 50	—	●	—	●
SYNCHRONISATION WITH NATURAL LIGHTING (VARIABLE CCT)	—	—	●	●
LIGHT PATHS	—	—	—	●
SPECTRAL SIMULATION OF NATURAL LIGHT	—	●	—	●
CIRCADIAN STIMULATION (VARIABLE CCT)	—	—	—	●

EXAMPLES OF LIGHT PATHS

Hospitals (Rooms)

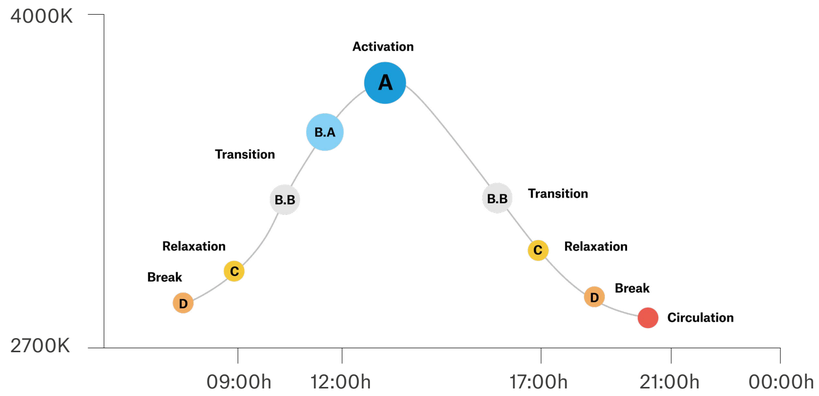

Hospitals (**NIGHT SHIFT** workers)

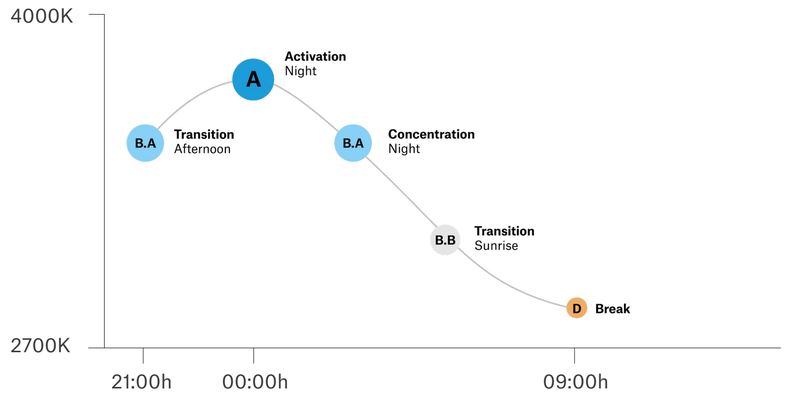

Offices

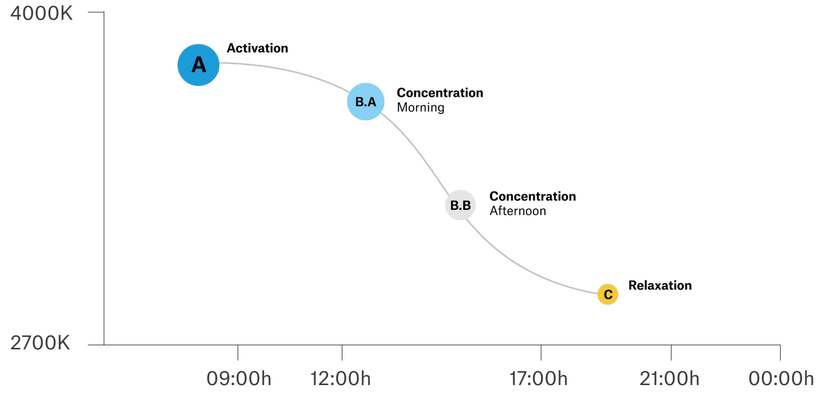

Schools

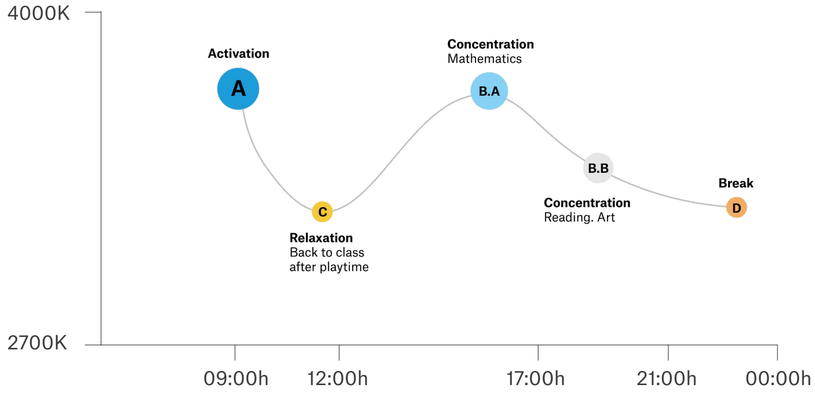

WORKTITUDE for *life*

REDUCING THE ENVIRONMENTAL IMPACT
THROUGHOUT THE PRODUCT VALUE CHAIN



We promote projects that have a positive impact on the environment and work to achieve a more sustainable lighting industry. We believe that bringing a space to life requires the shared effort of many companies and professionals working responsibly **to reduce environmental impacts throughout the value chain.** We contribute by providing realistic, efficient, sustainable solutions aligned with today's climate reality.

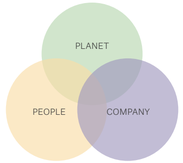

SUSTAINABILITY COMMITTEE

An established committee within the corporate structure responsible for managing the sustainability plan, collecting proposals and prioritising actions.

EQUALITY AND EQUITY PLAN

Part of the Target Gender Equality 2022-2023 accelerator programme to drive our contribution to SDG 5 for gender equality.

ENVIRONMENTAL TRAINING AND AWARENESS

Plan directed at our teams, as well as external awareness-raising actions.

SUSTAINABILITY PLAN

Prepared for a three-year period, it revolves around three main pillars:

- Environmental (Planet).
- Social (People, health and wellbeing).
- Economic (Business, profitability and reputation).

PUBLIC COMMITMENT AND TRANSPARENCY

- Adherence to the United Nations Global Compact as a public commitment to align with the ten universally accepted principles in the areas of human rights, labour standards, environment and anti-corruption.
- Support for the goals of the United Nations, which are defined in the Sustainable Development Goals (SDGs)
- Commitment to preparing and publishing the Progress Report (2023)



+ INFO

REDUCING THE ENVIRONMENTAL FOOTPRINT

Prioritising actions to reduce CO_2 and other GHG (greenhouse gas) emissions, both direct and indirect.
• Report on Lamp's GHG calculation, taking into account its Scope 1, 2 and 3 emissions in 2022.

WASTE MANAGEMENT

Continuous improvement plan in waste management, including reducing plastic packaging and eliminating expanded polystyrene elements from packaging.

ENERGY TRANSITION

- Utilisation of renewable energies through the installation of solar panels at HQ, accounting for 40% of self-consumption.
- Commitment to progressive electrification of our vehicle fleet.

RELATIONS WITH SUPPLIERS

- Priority given to local suppliers with sustainability policies and efforts to reduce carbon footprint.
- Optimisation of transport routes.
- Strengthening of relations in order to improve the social reality of the surrounding area.

+ INFO

CERTIFICATIONS AND STANDARDS

- Certifications in ISO 9001 and 14001.
- Ecovadis ranking GOLD classification, placing us among the top 3% of companies in terms of social responsibility performance.
- Progressive management of the EDP of our products based on life cycle assessment (LCA).
- Use of recycled aluminium with the ASI seal.

+55% of the items in our catalogue have Environmental Product Declarations (EPD).

EPD®

ISO 9001
ISO 14001
BUREAU VERITAS
Certification

GOLD | Top 5%
ecovadis
Sustainability Rating
OCT 2024

Gestión Ética y Socialmente Responsable
SGE 21
forética

SGE 21
BUREAU VERITAS
Certification

MEASURING IMPACT

- Implementation of software to manage and report on all sustainability and CSR-related activities.
- Progressive LCA of our product families.

ECO-DESIGN

- Introduction of design and conceptualisation strategies to encourage circularity in our products and reduce their environmental impact.
- Transition to the use of recycled materials such as aluminium, rPET, rCork and/or biodegradable materials.

+ INFO

LIFE CYCLE ANALYSIS (LCA)

Demonstration of the environmental performance of the product expressed in Kg CO_2 according to LCA phases

RESEARCH AND DEVELOPMENT

R&D projects developed by our own internal teams and external experts to develop information that minimises environmental impact (creation of new materials based on recycled plastic from post-industrial waste, bromine-free additives, additive manufacturing, etc.).



Stormbell 80 R-CORK

MATERIAL	Recycled cork
COMPOSITION	80-90% cork stoppers
KG	0.227
ORIGIN	40 recycled wine stoppers



Stormbell 80 R-PET

MATERIAL	Polyester felt
COMPOSITION	20-60% rPET
KG	0.314
ORIGIN	4 recycled water bottles

Life cycle analysis (LCA)

Life cycle analysis allows us to examine and assess the environmental performance of our products ‘from cradle to grave’, quantifying the environmental impacts at each stage in accordance with the UNE-EN 15804:2012+A2:2 standard.

The environmental impacts analysed include: Global Warming Potential (GWP), Ozone Depletion Potential (ODP), Acidification Potential (AP) and Abiotic Depletion Potential (ADP).

The LCA of our products is an essential process that allows us to continue to take steps to minimise the environmental impact of our luminaires and to provide better lighting solutions for each project.



End of life stage
(C1-C4)

Analysis of waste segregation, generation, transport and treatment processes in accordance with EU Directive **2012/19/EU on Waste Electrical and Electronic Equipment (WEEE)**.

Final disposal (D)

Analysis of the potential for reuse, recovery and recycling of waste, according to Directive **2012/19/EU on WEEE.**



Manufacturing
(A1-A3)

This includes the energy used in all manufacturing processes and the materials used in packaging, as well as the extraction and delivery of raw materials and prefabricated components.

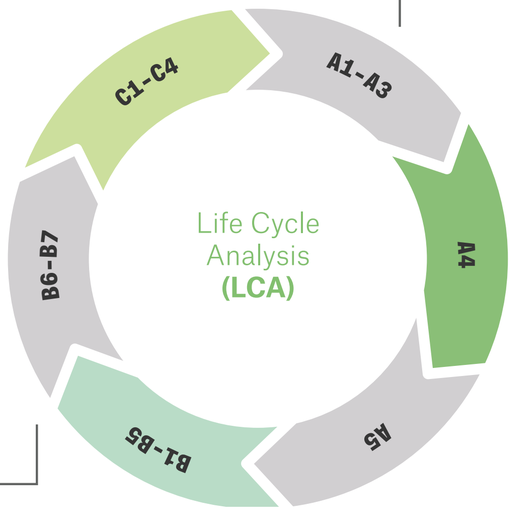



Usage Phase
(B1-B7)

Taking into account the use, maintenance and repair of our luminaires.



Construction process stage

Transport (A4) and assembly/ installation (A5), as well as the materials used to package products.

Environmental Product Declaration (EPD)

More than 55% of the products in our catalogue currently have Environmental Product Declarations (EPD).

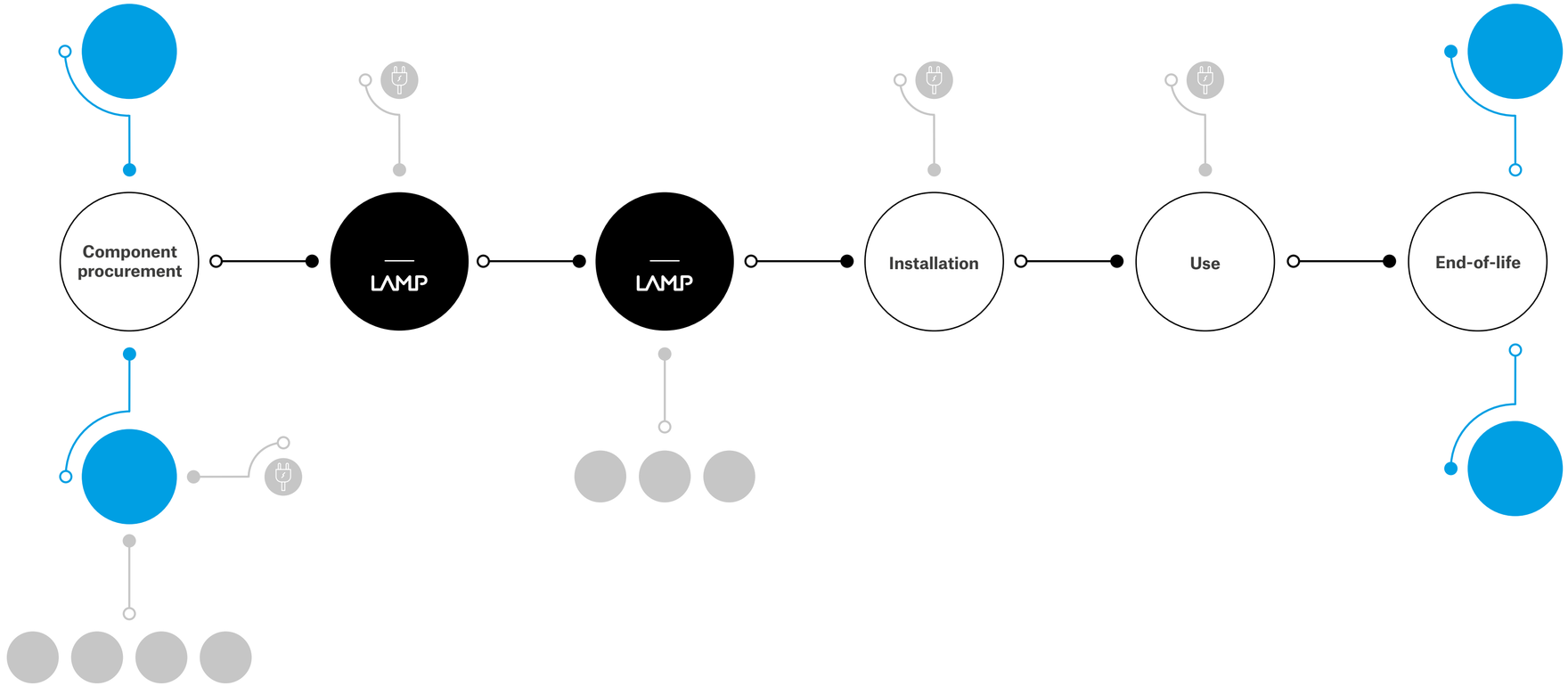

EPD®

(Environmental Product Declaration)
ISO 14025 & EN 15804

We show our impact, both in absolute terms (kg CO_2 eq) and as a percentage of impact at each stage, by providing the **actions and information needed to promote the transition to a circular economy** and achieve the targets set to stop the climate crisis.



FIL Find this information at:

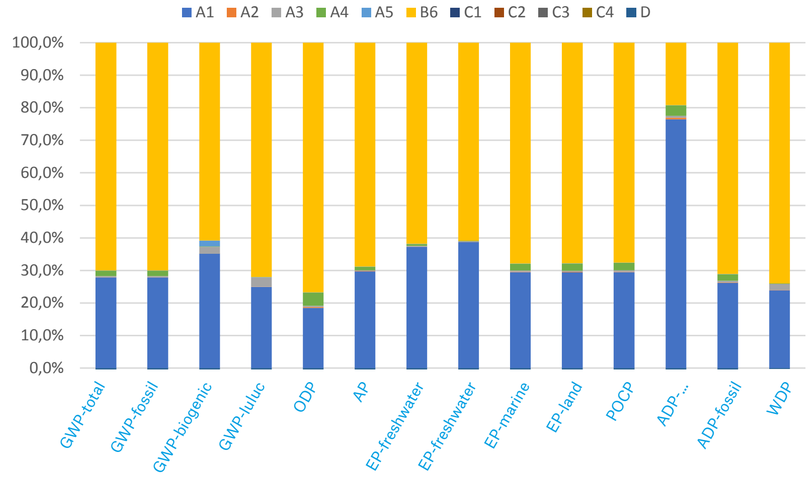



KOMBIC Find this information at:

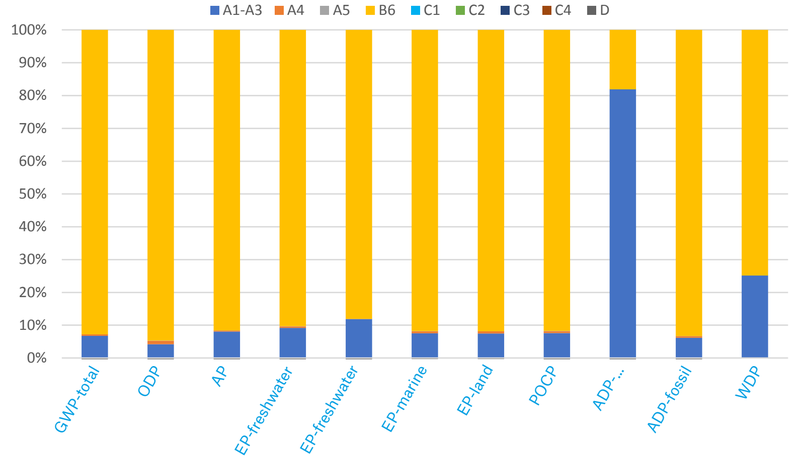

Eco-design and materiality



Recycled aluminium profile

Recycled aluminium
Reduces direct carbon emissions by 70% during manufacturing

asi Aluminium Stewardship Initiative

Uses 5% of energy
Compared with original process

Saves 270 Tn CO_2 Eq/year

42% reduction in CO_2 footprint

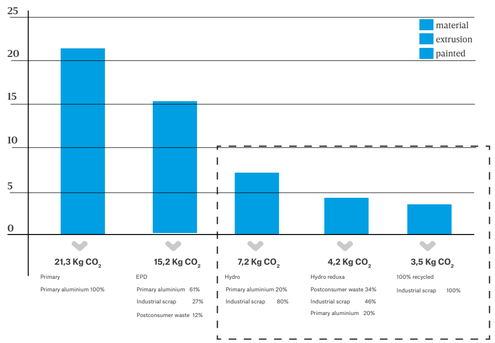

Polycarbonate: R-PC FR White™

Reflector made from **recycled polycarbonate R-PC FR White™** with bromine-free flame retardant. Flammability rating V0 according to UL94.

Saves 70 Tn CO_2 Eq/year

96% reduction in CO_2 footprint (per unit).



Stormbell 80: rPET & rCORK

R-CORK

MATERIAL	Recycled cork
COMPOSITION	80-90% cork stoppers
KG	0.227
ORIGIN	40 recycled wine stoppers



R-PET

MATERIAL	Polyester felt
COMPOSITION	20-60% rPET
KG	0.314
ORIGIN	4 recycled water bottles



WORKTITUDE
for *innovation*

INNOVATION IS BOTH A SYSTEMIC
AND SYSTEMATIC PROCESS



We promote and embrace innovation projects aimed at continual improvement across all areas, with the understanding that **innovation is a systemic and systematic process.**
We anticipate the needs of architects, lighting designers, engineers and interior designers, helping to bring their projects to life and illuminate the future by **creating lighting solutions that cater to new ways of living**.

WORKING GROUPS

We create interdisciplinary working groups, using agile and self-managed methodologies:
• Sustainability Committee
• Innovation Committee

+ INFO

APPLICATION SEGMENTS

We redefine specific application segments based on the different contributions that light makes to the user experience in each space.

COLLABORATIVE ECOSYSTEMS

We develop internal-external collaborative ecosystems:
• R&D and new materials.
• Partnerships with adjacent industries.

Your Light

The Right Light, Your Light

YOUR LIGHT

We created an On-Demand digital lighting consultancy service, integrated with the luminaire purchasing and procurement process.


LAMP

The integrative lighting projects we offer with the Lamp+ service involve the **following phases**:

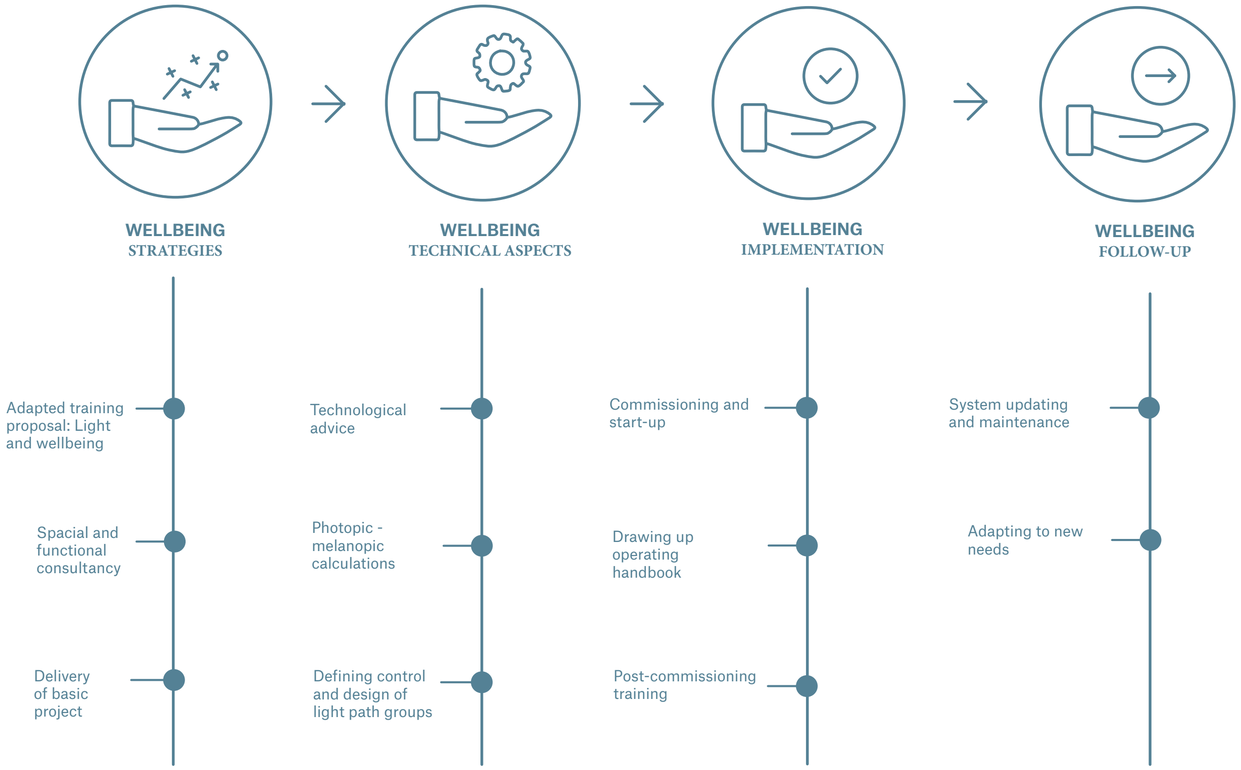

An integrative lighting project is designed based on the biological needs of people, integrating both the **visual and non-visual effects of light**. It recognises that light has not only a visual effect, but also an emotional and biological effect on people.

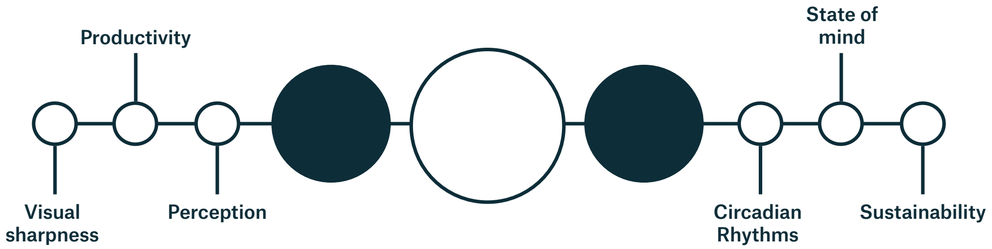


CIRCULIGHT
Upgrade Service

Technology upgrade service to promote the replacement and technological upgrade of installed luminaires. This enables us to prolong the life cycle of luminaires by extending their usage phase, as measured by a life cycle assessment (LCA), thereby providing **more resilient lighting solutions**.



Affordable

Achieves **economic savings** of 15-30% compared to purchasing and installing new luminaires, along with **energy efficiency improvements** resulting in savings of over 50%.

Convenient

Updating lighting technology is **quicker, quieter and cleaner** than uninstalling and installing new lighting, **reducing installation time** by 20-30%. Additionally, it **improves light quality** by incorporating the latest technological advances.

Sustainable

Minimises the building's environmental footprint by **avoiding waste generation** during the renovation process and extending the life of luminaires. **Reduces CO_2 emissions** through reduced energy consumption and the reuse and updating of installed products.

EVALUATION, DIAGNOSIS AND OPTIMAL SOLUTION PROPOSAL

01 Initial audit and assessment of the original facilities.

02 Feasibility project and environmental impact assessment.

UPDATING AND MAINTENANCE

03 Recovery of installed luminaires.

04 Technical analysis to assess and identify the type of work to be carried out.

05 Maintenance and cleaning work.

06 Development and manufacture of Plug&Play modules (on-site/in-house).

07 Digitalisation and integration with control systems.

INSTALLATION, COMMISSIONING AND CERTIFICATION

08 Quality tests, electrical and mechanical laboratory testing.

09 Extended warranty certification.

10 Delivery of the material and management of the waste generated in house.

11 Turnkey service (installation and commissioning).

CASE STUDY

MERCAT DELS ENCANTS, BARCELONA (ESPAÑA)



Vídeo Case Study

The work carried out in the Encants Market, promoted by Mercats de Barcelona, is an example of the transition towards circularity by promoting **the modernisation and creation of resilient infrastructures that extend their life cycle**.

48%
energy savings

836
updated luminaires

-22
tn of atmospheric CO_2 eq emissions

Improved planning quality

CASE STUDY

SEDE INACAP, SANTIAGO DE CHILE (CHILE)



Vídeo Case Study

The headquarters of the INACAP (Professional Training Institute) have undergone a technological renovation to implement a **more sustainable lighting solution, improving energy efficiency and increasing the service life of the luminaires**, while also improving visual ergonomics.

55%
energy savings

+20k
updated luminaires

-318
tn of of atmospheric CO_2 eq emissions

Improved light comfort

Light for Circularity

VALUE CONTRIBUTION

CDW MANAGEMENT PHASE

- Waste valorisation (Directive 2012/19/EU on WEEE).

USAGE PHASE

- Technology upgrade service.

CIRCULIGHT
Upgrade Service

- Lighting solutions aligned with decarbonisation strategies: High efficiency - use of recycled materials.



PRODUCTION/MANUFACTURING PHASE (A1-A3)

- Reduction of environmental footprint (embodied + operational emissions).
- Eco-design (3Rs).
- Waste reduction (use of recycled materials, packaging optimisation).

PLANNING AND DESIGN PHASE

- Environmental footprint information (EDP).
- Digitalisation (BIM).
- Modular designs.
- Ease of installation (Plug & Play).
- Custom design (Co-Creation).
- Lighting consultancy and technology.

CONSTRUCTION PHASE

- Off-site lighting solutions.
- Customised logistics


/LIGHTING
solutions

/LIGHTING *solutions*

PICTOGRAM NAVIGATION

GENERIC HOMEPAGE

SECONDARY INDEX

WEBSITE

DOWNLOAD TECHNICAL FILES

YOUTUBE VIDEO

PROJECT

GO BACK

GO FORWARD

+ GENERIC FAMILY

+ TECHNICAL INFORMATION

BUTTON

PRODUCT INDEX

LIGHTING FOR LIFE

- LCA: Life Cycle Assessment
- EPD: Environmental Product Information
- Ecodesign and Materiality

LIGHTING FOR WELLBEING

- Visual Comfort
- Photobiological risk

TECHNOLOGY

- Technology
- Technological gradient
- Wellbeing technology

SYSTEMS AND SOLUTIONS

- Nomadic System
- Fil 45 System
- Hance Biophilia

FINISHES

- Raw
- Anodized
- Wellbeing
- Be Social
- Materiality
- Foundation
- Retropia

PRODUCT INDEX

INDOOR

DOWNLIGHT SOLUTIONS

Hance Downlight
DOWNLIGHT


RECESSED


SEMI-RECESSED

Ocult
DOWNLIGHT


FRAME / TRIMLESS

Imag
SPOTLIGHT



Puzzle
DOWNLIGHT



Hance 48V
SPOTLIGHT


500


1000/2000

Ocult System
SUSPENDED DOWNLIGHT
SPOTLIGHT


OCULT 1000/2000
Semi-recessed


OCULT 1000/2000
Surface


OCULT 1000/2000
Track

Stormbell 170
SUSPENDED



Hance Spotlight
SPOTLIGHT NS


SURFACE 1000/2000


SURFACE 3000/4000


SEMI-REC 1000/2000


SEMI-REC 3000/4000


TRACK 1000/2000


TRACK 3000/4000

Stormbell 80
SUSPENDED NS



PRODUCT INDEX

INDOOR

DOWNLIGHT SOLUTIONS

Kombic

DOWNLIGHT


KOMBIC 70


KOMBIC 100 WB


KOMBIC 150 WB


KOMBIC 200

SPOTLIGHT NS

SUSPENDED


KOMBIC 70


KOMBIC 100


KOMBIC 150


KOMBIC 200

Moody

DOWNLIGHT


Ø 100


Ø 72


SQUARE


ASYMMETRIC


ADJUSTABLE

Quiet

SUSPENDED


KOMBIC ROUND


BAFFLE FIL 45


RECTANGLE OCULT


SQUARE OCULT


HEXAGONAL OCULT

Domo 220

DOWNLIGHT



Attria

DOWNLIGHT



NS NOMADIC SYSTEM WB WELLBEING TECHNOLOGY NOVELTIES

PRODUCT INDEX

INDOOR

DOWNLIGHT SOLUTIONS / WALL SOLUTIONS

Mun

WALL DOWNLIGHT


LIGHT 300


DARK 120


LIGHT 450


DARK 190


LIGHT 600


DARK 300

Ambient

WALL



GENERAL SOLUTIONS

Fil

RECESSED
SUSPENDED
SURFACE
TRIMLESS


FIL 35


FIL 45 WB


FIL CURVE


FIL SYSTEM


FIL 50


FIL 50 SLIM


FIL 70


FIL 120

Lamptub 60

SUSPENDED NS



Lamptub 80

SUSPENDED



Fine LED Strip

GENERAL


FINE LED STRIP


FINE CURVE

PRODUCT INDEX

INDOOR

GENERAL SOLUTIONS

Modular Custom

GENERAL



EFFICIENCY



AIR

Track



48V



230V

Plat

GENERAL



PLAT



PLAT TECH

Health Solutions

WALL



CLINIC



CLINIC GAS

Hermetica

GENERAL



Transport Solutions

SUSPENDED



STGO



TLSE



BCN

PRODUCT INDEX

OUTDOOR

PATH SOLUTIONS

B-Side

PATH



Puck

PATH



Seti

PATH



Soft



Spot

WALL SOLUTIONS

Duit

WALL



Mun Dark IP65

WALL

Urban 100

WALL



Lup

WALL

DOWNLIGHT



70



110



110



162

Trace

WALL



100 SYMMETRIC



200 ASYMMETRIC



200 SYMMETRIC



200 SYMMETRIC

PRODUCT INDEX

OUTDOOR

UPLIGHT/DOWNLIGHT SOLUTIONS

Gap

DOWNLIGHT
UPLIGHT



Xtrema

UPLIGHT



Shot

SPOTLIGHT


80


120


180


290


380

Flut

FLOODLIGHTS


180


280

GENERAL SOLUTIONS

Bazz

RECESSED FRAME
UPLIGHT
AIR


ASYMMETRIC


OPAL


ASYMMETRIC


OPAL


SYMMETRIC


WALL WASHER


SYMMETRIC


WALL WASHER

Bauline

RECESSED
UPLIGHT


BAULINE


BAULINE AIR

PRODUCT INDEX

OUTDOOR

URBAN SOLUTIONS

Niu

URBAN



Owl

URBAN



GENERAL ACC.

Indoor



Outdoor

SUPPORTS
VIAL SYSTEMS



finishes

SOLUTIONS





RAW

Material honesty
Natural texture and tone
Aluminium purity

Questioning the superfluous: a new concept in finishes that celebrates the essence of the material in its purest form.

RAW showcases aluminium's true nature: texture, tones and industrial appeal for an honest, contemporary aesthetic.

By eliminating unnecessary coatings, we reduce energy and chemical consumption in the manufacturing process and use aluminium with up to 80% recycled content. Healthier environments are also promoted by avoiding surface treatments that can release volatile organic compounds (VOCs), thereby improving indoor air quality.







RAW
ANODIZED

A pure material in a timeless technical aesthetic, the essence of aluminium is preserved in a different and elegant way.

The electrochemical anodising process improves corrosion resistance. The result is a durable surface with a tactile and visual sensation for a more genuine connection with the space. This creates a more comfortable and balanced environment.

Available in: **Ambient**





WELLBEING

Physical and emotional wellbeing.

Available in: **Lamptub 60**



4050-R90B | 1050-B10G | 7502-R | 2070-Y80R | 2011



BE SOCIAL

Interrelations.

Available in: **Lamptub 60**



2010-Y20R | 7024 | 3010-G | 3013 | 1505-Y10R



MATERIALITY

Recovery of materiality,
real experiences.

Available in: **Stormbell 80**



5003 | 7043 | 7036 | 9002 | 1505-Y10R | SILVER



FOUNDATION

Back To Basics
Neutrality
Vernacular contextualisation
Technological reinterpretation

Addressing complexity: as the world around us becomes more complicated and challenging, we're now looking for ways to make our lives easier, even if just for a few moments.

Available in: **Stormbell 80** **Attria**



5009 1016 4010 3015 6027



RETROPIA

Futuristic Retro Vision
Future Nostalgia
Real Surrealism
Dreamlike Realism

Dreaming of the past, imagining a near future: the analogue renaissance is an example of the nostalgic trend that is invading every aspect of our reality, from entertainment to fashion and our environment. It is a way of escaping from the stress of daily life and focusing on the near future.

Available in: **Stormbell 80**

/TECHNICAL
information

/TECHNICAL *information*

GENERAL TECHNICAL INFORMATION

INDOOR

- **A** Ambient
- Attria
- **D** Domo 220
- **F** Fil 35
- Fil 45
- Fil 50
- Fil 70
- Fil 120
- Fine LED Strip
- **G** General acc. indoor
- **H** Hance 48V
- Hance Downlight
- Hance Spotlight
- Health & Wellness
- Hermetica
- **I** Imag
- **K** Kombic 70
- Kombic 100
- Kombic 150
- Kombic 200
- **L** Lamptub 60
- Lamptub 80
- **M** Modular Custom
- Moody
- Mun Dark
- Mun Light
- **O** Ocult Downlight
- Ocult System
- **P** Plat
- Puzzle
- **Q** Quiet
- **S** Stormbell 170
- Stormbell 80
- **T** Track
- Transport Solutions

OUTDOOR

- **B** B-Side
- Bauline
- Bazz
- **D** Duit
- **F** Flut
- **G** Gap
- General acc. outdoor
- **L** Lup
- **M** Mun Dark iP65
- **N** Niu
- **O** Owl
- **P** Puck
- **S** Seti
- Shot
- **T** Trace IP65
- **U** Urban 100
- **X** Xtrema

indoor

SOLUTIONS

AMBIENT
Shaping space

The technique of ***ambient lighting*** to ***define a space***

A wall-mounted linear lighting solution that meets rigorous technical standards, enhancing the volumetric expression of the space.



VISUAL COMFORT

Ambient offers direct and indirect distributions that improve visual balance and vertical illuminance. Its multiple light distributions allow it to be adapted to users' needs.

SUSTAINABILITY

Profile made from 75% recycled extruded aluminium.
Efficiency up to 142 lm/W.
Manufactured according to eco-design (4R) criteria.

APPLICATION AND FUNCTIONALITY

- Wide variety of models for different applications;
- Individual installation and in a continuous line: frame pre-mounted onto the wall to absorb surface irregularities and enable the installation of continuous lines;
- Diversity of applications: single and double activation, for precise control according to the lighting application;
- Multiple finish options.



FINISHES

The Ambient luminaire is only available in black and white, but the front accessory can be ordered in multiple finishes.

RETROPIA



FOUNDATION



ANODIZED



RAW



The most honest materiality, featuring a finish suitable for on-site painting to seamlessly blend with the space.





Three lens versions
COMBINABLE WITH EACH OTHER



OPAL

General Lighting
Opal distribution for general comfortable ambient lighting, increasing visual comfort and contributing towards the provision of cylindrical illumination.



ASYMMETRIC

Efficient Lighting
Asymmetric optics to maximise the lighting effect on horizontal planes (ceilings and floors), illuminated from the perimeter.



GRAZER

Accent Lighting
“Grazer” lighting to emphasise vertical walls and highlight textures.





MODELOS MODELS MODÈLES	**AMBIENT INDIVIDUAL**	**AMBIENT LINEAL SYSTEM**
INSTALACIÓN INSTALLATION	Direct Direct/Indirect Double Switch	Direct Direct/Indirect
LM LED	2500lm/m	2500lm/m
IRC CRI	80	80
ÓPTICA OPTICS OPTIQUES	Opal Asymmetric Grazer Opal-Opal Opal-Asymmetric Opal-Grazer Asymmetric-Grazer	Opal Asymmetric Grazer Opal-Opal Opal-Asymmetric
DISTRIBUCIONES DISTRIBUTIONS		
	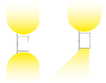	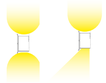
		
TEMPERATURA DE COLOR COLOR TEMPERATURE TEMPÉRATURE DE COULEUR	○ 3000K ○ 3500K ○ 4000K ○ Tunable White (TW) (2700-6500K)	○ 3000K ○ 3500K ○ 4000K ○ Tunable White (TW) (2700-6500K)
EQUIPO GEAR ALIMENTATION	ON/OFF DALI	ON/OFF DALI
ACABADOS LUMINARIA LUMINAIRE FINISHES FINITION DES LUMINAIRES	● Black 02 ○ White 02	● Black 02 ○ White 02

ACABADOS ACC. FRONTAL FRONT ACCESSORY FINISHES FINITION DES LUMINAIRES	○ Retropia ○ Foundation ○ Anodized ○ RAW



AMBIENT INDIVIDUAL

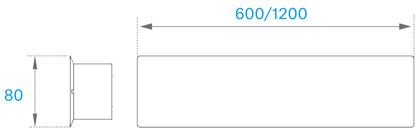

AMBIENT LINEAL SYSTEM

+ TECHNICAL INFORMATION

Ambient

/TECHNICAL *information*

+ FAMILY PRESENTATION

AMBIENT INDIVIDUAL G2



DIMENSIONES DIMENSIONS



TABLA DE CONFIGURACIÓN CONFIGURATION TABLE TABLE DE CONFIGURATION

Crea el código de la referencia a partir de la información técnica. Create reference code from the technical information. Crée le code de référence à partir des informations techniques.

FAMILIA FAMILY FAMILLE		FORMATO FORMAT		INSTALACIÓN INSTALLATION		Lm LED/m		ÓPTICA OPTICS OPTIQUE		IRC CRI		K		EQUIPO GEAR ALIMENTATION		ACABADOS FINISHES FINITIONS	
AM2	Ambient G2	**030** **060** **120**	300mm 600mm 1200mm	**DR**	Individual direct	**25**	2500lm	**OP** **AS** **GZ**	Opal Asym Grazer	**8**	80	**30** **40**	3000K 4000K	**N** **D**	ON/OFF DALI	**B** **W**	Black 02 White 02
		060 **120**	600mm 1200mm					**OP**	Opal			**TW**	Tunable White	**D**	Dali		
		030 **060** **120**	300mm 600mm 1200mm	**DI**	Individual dir/ind			**OO** **OA**	Opal-Opal Opal-Asym			**30** **40**	3000K 4000K	**N** **D**	ON/OFF DALI		
		060 **120**	600mm 1200mm					**OO**	Opal-Opal			**TW**	Tunable White	**D**	Dali		
		120	1200mm	**DS**	Double Switch			**OO** **OA** **OG** **AG**	Opal-Opal Opal-Asym Opal-Grazer Asym-Grazer			**30** **40**	3000K 4000K	**N** **D**	ON/OFF DALI		
								OO	Opal-Opal			**TW**	Tunable White	**D**	Dali		
AM2		**030**		**DR**		**25**		**OP**		**8**		**30**		**N**		**B**	

CE IP 40 IK 06 CLASE I AI PC DIFUSER 650º 1-10V PUSH DALI lm K WB CRI TW INFO

Front accessory NOT included Accessories Ambient

AMBIENT LINEAL SYSTEM G2



DIMENSIONES DIMENSIONS



TABLA DE CONFIGURACIÓN CONFIGURATION TABLE TABLE DE CONFIGURATION

Crea el código de la referencia a partir de la información técnica. Create reference code from the technical information. Crée le code de référence à partir des informations techniques.

FAMILIA FAMILY FAMILLE		**FORMATO** FORMAT		**INSTALACIÓN** INSTALLATION		**Lm LED/m**		**ÓPTICA** OPTICS OPTIQUE		**IRC** CRI		**K**		**EQUIPO** GEAR ALIMENTATION		**ACABADOS** FINISHES FINITIONS	
AM2	Ambient G2	**060** **120**	600mm 1200mm	**DR**	Individual direct	**MO**	2500lm	**OP** **AS** **GZ**	Opal Asym Grazer	**8**	80	**30** **40**	3000K 4000K	**N** **D**	ON/OFF DALI	**B** **W**	Black 02 White 02
								OP	Opal			**TW**	Tunable White	**D**	Dali		
				DI	Individual dir/ind			**OO** **OA**	Opal-Opal Opal-Asym			**30** **40**	3000K 4000K	**N** **D**	ON/OFF DALI		
								OO	Opal-Opal			**TW**	Tunable White	**D**	Dali		
AM2		**030**		**DR**		**25**		**OP**		**8**		**30**		**N**		**B**	

CE IP 40 IK 06 CLASE I AI PC DIFUSER 650º 1-10V PUSH DALI lm K WB CRI TW L INFO

Front accessory NOT included ~~Accesorios Ambient~~

AMBIENT INDIVIDUAL & LINEAL SYSTEM G2

CURVA FOTOMÉTRICA PHOTOMETRIC CURVE CORUBE PHOTOMÉTRIQUE

OP

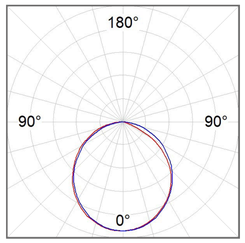

η = 100%
Imax = 375 cd/klm
UTE: 1,00E + 0,00T
CIE: 49 81 97 100 100

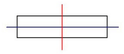

OO

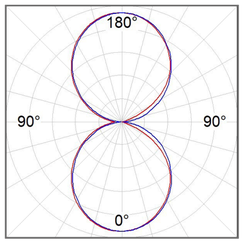

η = 100%
Imax = 188 cd/klm
UTE: 0,50E + 0,50T
CIE: 49 81 97 50 100



AS

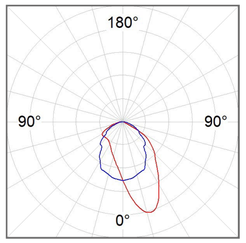

η = 100%
Imax = 605 cd/klm
UTE: 1,00D + 0,00T
CIE: 53 84 98 100 100



OA

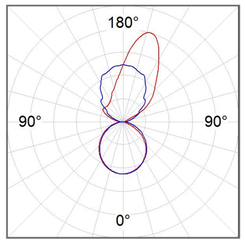

η = 100%
Imax = 319 cd/klm
UTE: 0,48E + 0,53T
CIE: 49 81 97 48 100

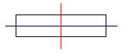

GZ

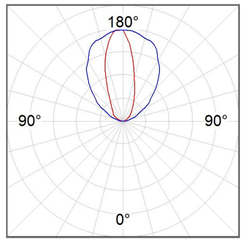

η = 100%
Imax = 821 cd/klm
UTE: 1,00T
CIE: 28 28 28 0 100

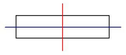

OG

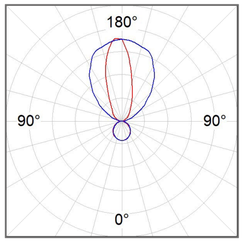

η = 100%
Imax = 560 cd/klm
UTE: 0,33E + 0,67T
CIE: 49 82 98 33 100

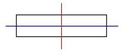

AG

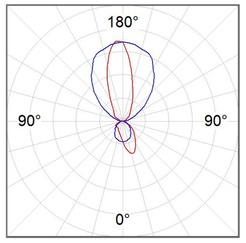

η = 100%
Imax = 542 cd/klm
UTE: 0,36D + 0,65T
CIE: 53 84 98 35 100

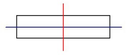

TABLA DE FLUJOS Y POTENCIA FLOW AND POWER TABLE TABLEAU DES FLUX ET PUISSANCES

AMBIENT INDIVIDUAL G2

DIRECT		300mm			600mm			1200mm		
		CRI	PLUM W	LM OUT	CRI	PLUM W	LM OUT	CRI	PLUM W	LM OUT
OP	3000K	80	5,4	495	80	9,8	990	80	18,6	1980
	4000K			519			1039			2077
	TW					8,7	991		16,3	1982
AS	3000K		5,4	544		9,8	1088		18,6	2176
	4000K			571			1141			2283
GZ	3000K		8,3	995		15,8	1990		30,5	3980
	4000K			1055			2109			4219

DIRECT/INDIRECT		300mm			600mm			1200mm		
		CRI	PLUM W	LM OUT	CRI	PLUM W	LM OUT	CRI	PLUM W	LM OUT
OP/OP	3000K	80	9,8	990	80	18,6	2078	80	34,5	3960
	4000K			1039			2180			4154
	TW		8,7	991		16,3	1982		31,9	3964
OP/AS	3000K		9,8	1088		18,6	2078		34,5	4156
	4000K			1414			2180			4360
AS/GZ	3000K								49,1	6156
	4000K									6458
OP/GZ	3000K									6156
	4000K									6458

AMBIENT LINEAL SYSTEM

DIRECT		600mm			1200mm		
		CRI	PLUM W	LM OUT	CRI	PLUM W	LM OUT
OP	3000K	80	9,8	990	80	18,6	1980
	4000K			1039			2077
	TW		8,7	991		16,3	1982
AS	3000K		9,8	1088		18,6	2176
	4000K			1141			2283
GZ	3000K		15,8	1990		30,5	3980
	4000K			2109			4219

DIRECT/INDIRECT		600mm			1200mm		
		CRI	PLUM W	LM OUT	CRI	PLUM W	LM OUT
OP/OP	3000K	80	18,6	2078	80	34,5	3960
	4000K			2180			4154
	TW		16,3	1982		31,9	3964
OP/AS	3000K		18,6	2078		34,5	4156
	4000K			2180			4360
AS/GZ	3000K					49,1	6156
	4000K						6458
OP/GZ	3000K						5920
	4000K						6523

ACCESORIOS ACCESSORIES ACCESSOIRES



ACCESORIO FRONTAL INDIVIDUAL
INDIVIDUAL FRONT ATTACHMENT
FIXATION AVAN INDIVIDUAL

REF.	mm	COLOR
AM2ACIN030B	300	Black
AM2ACIN030W	300	White
AM2ACIN060B	600	Black
AM2ACIN060W	600	White
AM2ACIN120B	1200	Black
AM2ACIN120W	1200	White
AM2ACIN030ABK	300	Anodised Black
AM2ACIN030ABL	300	Anodised Blue
AM2ACIN030ABZ	300	Anodised Bronze
AM2ACIN030ACH	300	Anodised Champagne
AM2ACIN030AGD	300	Anodised Gold
AM2ACIN030ARW	300	Anodised Raw
AM2ACIN060ABK	600	Anodised Black
AM2ACIN060ABL	600	Anodised Blue
AM2ACIN060ABZ	600	Anodised Bronze
AM2ACIN060ACH	600	Anodised Champagne
AM2ACIN060AGD	600	Anodised Gold
AM2ACIN060ARW	600	Anodised Raw
AM2ACIN120ABK	1200	Anodised Black
AM2ACIN120ABL	1200	Anodised Blue
AM2ACIN120ABZ	1200	Anodised Bronze
AM2ACIN120ACH	1200	Anodised Champagne
AM2ACIN120AGD	1200	Anodised Gold
AM2ACIN120ARW	1200	Anodised Raw



ACCESORIO FRONTAL INTERMEDIO
INTERMEDIATE FRONT ATTACHMENT
FIXATION INTERMÉDIAIRE AVAN

REF.	mm	COLOR
AM2AC120B	1200	Black
AM2AC120W	1200	White
AM2AC120ABK	1200	Anodised Black
AM2AC120ABL	1200	Anodised Blue
AM2AC120ABZ	1200	Anodised Bronze
AM2AC120ACH	1200	Anodised Champagne
AM2AC120AGD	1200	Anodised Gold
AM2AC120ARW	1200	Anodised Raw



ACCESORIO FRONTAL FINAL
FRONT ATTACHMENT FINAL
FIXATION AVAN FINAL

REF.	mm	COLOR
AM2AC060B	600	Black
AM2AC060W	600	White
AM2AC060ABK	600	Anodised Black
AM2AC060ABL	600	Anodised Blue
AM2AC060ABZ	600	Anodised Bronze
AM2AC060ACH	600	Anodised Champagne
AM2AC060AGD	600	Anodised Gold
AM2AC060ARW	600	Anodised Raw



TAPA FINAL
END COVER

REF.	COLOR
AM2ACECW	
AM2ACECB	

Front attachment NOT included

*Anodised Finishes: only available for front attachment (white or black luminaire)

NEW

ATTRIA
No limits

Lighting ***future spaces*** overcoming ***past limits***

Widespread and efficient lighting for large spaces. Meeting the highest technical demands, maximising the volumetric expression of space.



+ TECHNICAL INFORMATION



LIMITLESS VERSATILITY

- Lighting of horizontal spaces with a good degree of uniformity and spacing.
- Individual luminaire management, central area can integrate control systems.

VISUAL COMFORT

- Luminaire classed as RG0, “exempt from risk”, in accordance with Photobiological Risk standard UNE 62471.
- Flicker-Free: compliant with IEEE Standard 1789-2015 LED methods and NEMA 77-2017 (Pst LM < 1.0 and SVM < 0.6).
- Widespread distribution: reducing the number of luminaires.
- Multiple light distributions adapted to users' needs (Very Wide Flood UGR < 19, Wide Flood UGR < 16, Asymmetric, Elliptical).
- Technological Gradient: 3500 K, 3000 K and 4000 K.







+ TECHNICAL INFORMATION

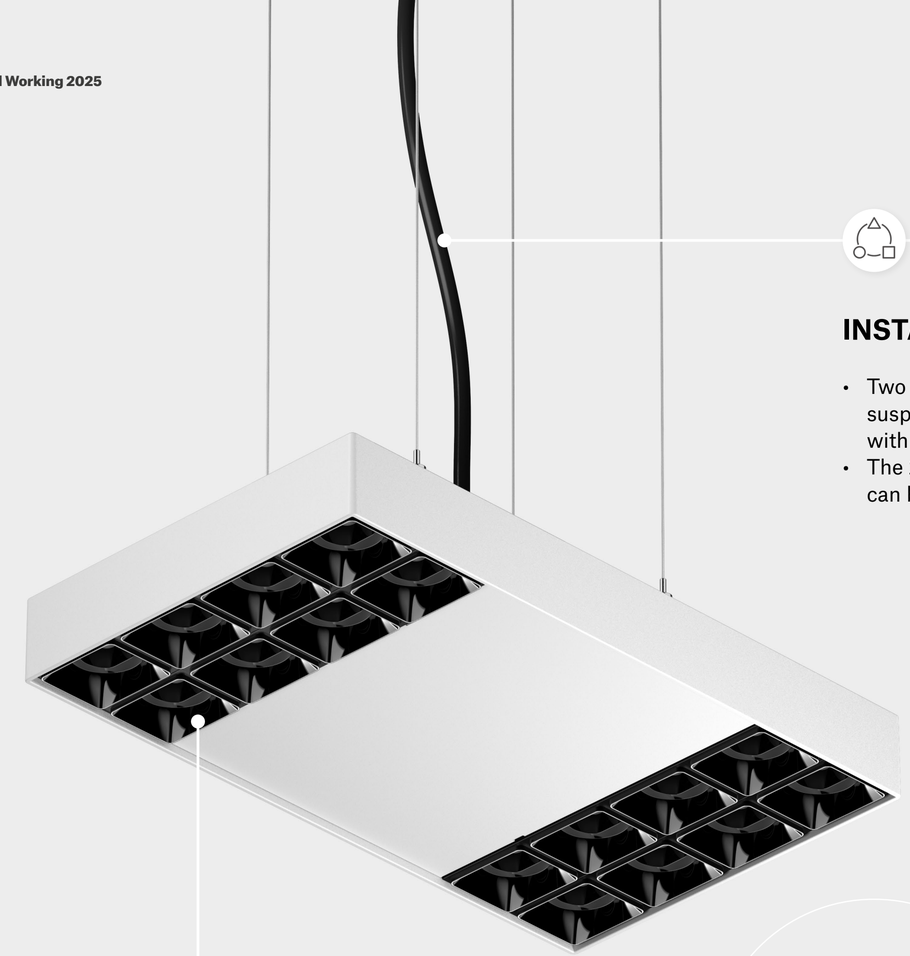



INSTALLATION

- Two installation types: surface and suspended for track integration with the Nomadic system.
- The 280 mm and 420 mm versions can be rotated on their axis.

MODULES

Three product modules: 4x4 (280 mm), 4x8 (420 mm) and 4x12 (700 mm) with up to 3 light distributions that allow for a wide lighting range.





MODELOS MODELS MODÈLES	**ATTRIA**
INSTALACIÓN INSTALLATION	Suspended Track
DIMENSIONES DIMENSIONS	280mm 420mm 700mm
LM LED	**Low Output (LO)** 1800lm **Medium Output (MO)** 3500lm
IRC CRI	90
ÓPTICA OPTICS OPTIQUES	WF 65º VWF 80º
TEMPERATURA DE COLOR COLOR TEMPERATURE TEMPÉRATURE DE COULEUR	3000K 3500K 4000K
EQUIPO GEAR ALIMENTATION	ON/OFF DALI
ACABADOS LUMINARIA LUMINAIRE FINISHES FINITION DES LUMINAIRES	Black White Foundation

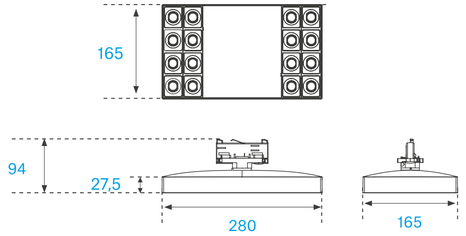

ATTRIA 280

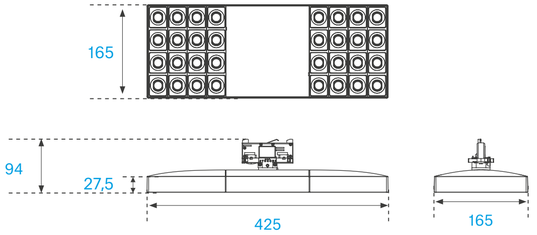

ATTRIA 420

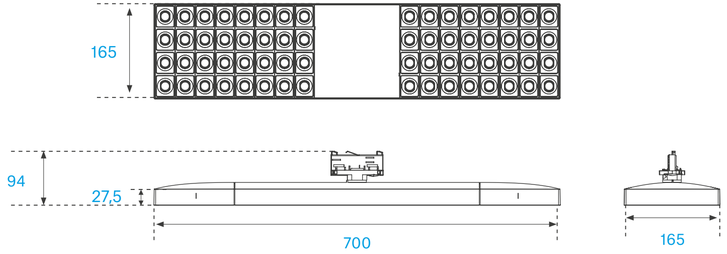

ATTRIA 700

+ TECHNICAL INFORMATION

Attria

/TECHNICAL *information*

+ FAMILY PRESENTATION

ATTRIA

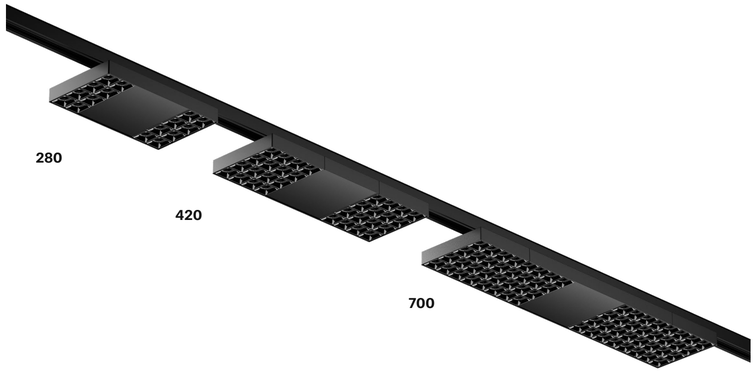

TABLA DE CONFIGURACIÓN CONFIGURATION TABLE TABLE DE CONFIGURATION

Crea el código de la referencia a partir de la información técnica. Create reference code from the technical information. Crée le code de référence à partir des informations techniques.

FAMILIA FAMILY FAMILLE	FORMATO FORMAT	INSTALACIÓN INSTALLATION	Lm LED/m	ÓPTICA OPTICS OPTIQUE	IRC CRI	K	EQUIPO GEAR ALIMENTATION	ACABADOS INT FINISHES FINITIONS	ACABADOS EXT FINISHES FINITIONS
AT1 Attria	**TK** Track **SS** Suspended Surface	**28** 280mm **42** 420mm	**LO** 1800lm **MO** 3500lm	**WF** 65º **VW** 80º	**9** 90	**30** 3000K **35** 3500K **40** 4000K	**N** ON/OFF **D** DALI	**B** Black	**B** Black **W** White
		70 700mm	**LO** 1800lm						
AT1	**TK**	**28**	**LO**	**WF**	**9**	**30**	**N**	**B**	**B**

DIMENSIONES DIMENSIONS

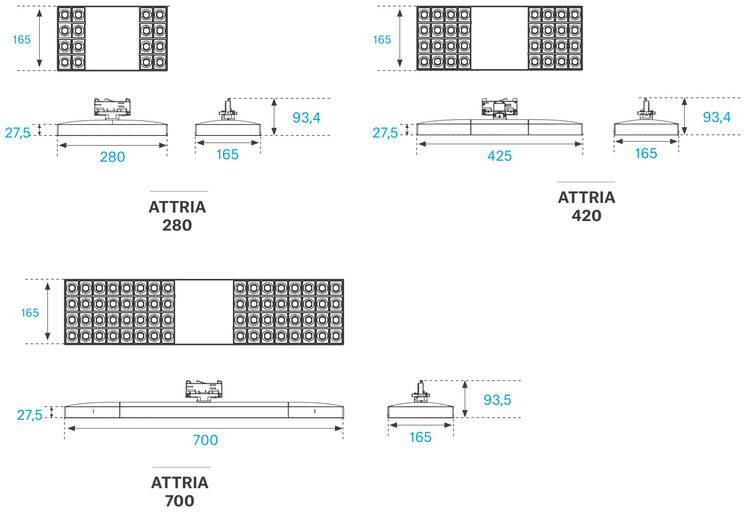

CURVA FOTOMÉTRICA
PHOTOMETRIC CURVE
CORUBE PHOTOMÉTRIQUE

LO

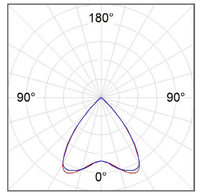

η = 101%
Imax = 706 cd/klm
UTE: 1,01A
CIE: 87 100 100 100 101



MO

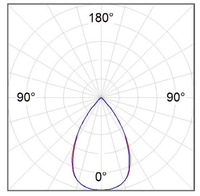

η = 100%
Imax = 989 cd/klm
UTE: 1,00A
CIE: 94 100 100 100 100



TABLA DE FLUJOS Y POTENCIA
FLOW AND POWER TABLE
TABLEAU DES FLUX ET PUISSANCES

ATTRIA		280mm			420mm			700mm		
		CRI	W	LM OUT	CRI	W	LM OUT	CRI	W	LM OUT
LO	3000K	90	13,1	1293	90	25,5	2587	90	48,4	4960
	3500K			1326			2652			5084
	4000K			1358			2716			5208
MO	3000K		25,2	2480		49,5	4960			
	3500K			2542			5084			
	4000K			2604			5208			

DOMO 220

Visual efficiency and comfort

The desire to achieve maximum efficiency and visual comfort with recessed downlights. A high-performance technical product with a design that focuses on every detail.



+ TECHNICAL INFORMATION





ALUMINIUM HEATSINK

Designed and dimensioned in injected aluminium to achieve optimal heat dissipation and thus guarantee a useful life of the LEDs of at least 50,000 h.

REFLECTOR

Downlight made up of different lighting solutions using different reflectors: symmetrical and asymmetrical.





+ TECHNICAL INFORMATION

MODELOS MODELS MODÈLES	**DOMO 220**
LM LED	2000 / 3000 / 4000lm
IRC CRI	80
ÓPTICA OPTICS OPTIQUES	Symmetric Asymmetric
TEMPERATURA DE COLOR COLOR TEMPERATURE TEMPÉRATURE DE COULEUR	○ 3000K ○ 4000K (Symmetric)
EQUIPO GEAR ALIMENTATION	ON/OFF DALI
ACABADOS LUMINARIA LUMINAIRE FINISHES FINITION DES LUMINAIRES	○ White 02

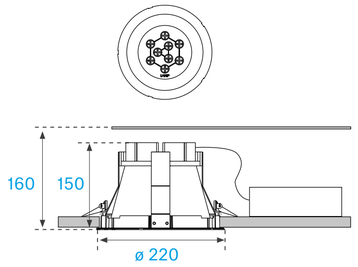

SYMMETRIC

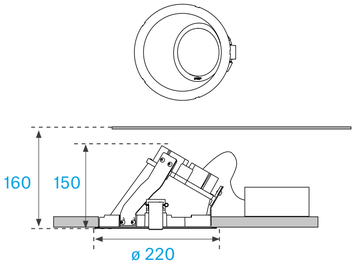

ASYMMETRIC

+ TECHNICAL INFORMATION

Domo 220

/TECHNICAL *information*

+ FAMILY PRESENTATION

DOMO 220 G2

DIMENSIONES DIMENSIONS

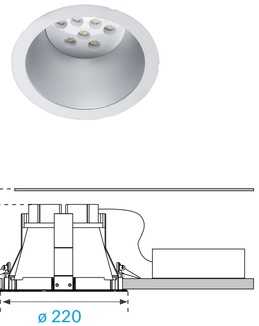

SYMMETRIC

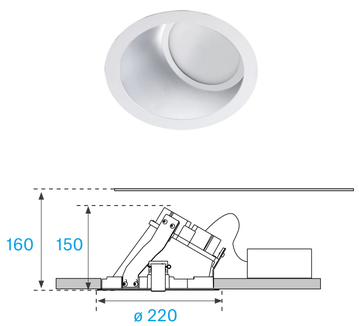

ASYMMETRIC

TABLA DE CONFIGURACIÓN CONFIGURATION TABLE TABLE DE CONFIGURATION

Crea el código de la referencia a partir de la información técnica. Create reference code from the technical information. Crée le code de référence à partir des informations techniques.

FAMILIA FAMILY FAMILLE		**FORMATO** FORMAT		**Lm LED/m**		**ÓPTICA** OPTICS OPTIQUE		**IRC** CRI		**K**		**EQUIPO** GEAR ALIMENTATION		**ACABADOS** FINISHES FINITIONS	
DO2	Domo 220	**RD**	Round	**20** **30** **40**	2000lm 3000lm 3000lm	**SY**	Symmetric	**8**	80	**30** **40**	3000K 4000K	**N** **D**	ON/OFF DALI	**W**	White 02
						AS	Asymmetric	**8**	80	**30**	3000K				
DO2		**RD**		**20**		**SY**		**8**		**30**		**N**		**B**	

CURVA FOTOMÉTRICA PHOTOMETRIC CURVE CORUBE PHOTOMÉTRIQUE

SY

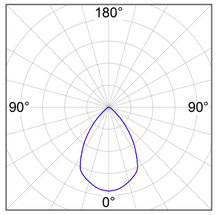

η = 100%
Imax = 760 cd/klm
UTE: 1,00B + 0,00T
CIE: 81 97 99 100 100



AS

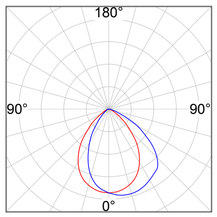

η = 100%
Imax = 582 cd/klm
UTE: 1,00C + 0,00T
CIE: 65 93 99 100 100



TABLA DE FLUJOS Y POTENCIA FLOW AND POWER TABLE TABLEAU DES FLUX ET PUISSANCES

DOMO 220		2000lm			300lm			4000lm		
		CRI	**PLUM W**	**LM OUT**	**CRI**	**PLUM W**	**LM OUT**	**CRI**	**PLUM W**	**LM OUT**
SY	3000K	80	23	2054	80	32	2625	80	40,9	2665
	4000K			2136			2938			3812
AS	3000K			1534			2110			2737



ACCESORIOS ACCESSORIES ACCESSOIRES



IP 54 GLASS

DIFUSOR TRANSPARENTE
TRANSPARENT DIFUSSER
DIFFUSEUR TRANSPARENT

REF.	COLOR
DITRRD240W	○
DITRRD240B	●
DITRRD240G	●



IP 54 GLASS

DIFUSOR OPAL
OPAL DIFUSSER
DIFFUSEUR OPAL

REF.	COLOR
DIOPRD240W	○
DIOPRD240G	●



ARO EMBELLECEDOR
TRIM RING
ANNEAU DE GARNITURE

REF.	COLOR
RIRD240W	○
RIRD240B	●
RIRD240G	●

FIL
Recycled aluminium

Lighting versatility and high visual comfort

Fil combines a versatile family under a design that offers multiple mounting options and finishes, as well as a wide range of luminous fluxes and optical performance.

EPD®

Fil 35

Fil 45

Fil 50

Fil 70

Fil 120



VISUAL COMFORT

Integrated lighting solutions
that meet high standards:

- Active glare control: comfort.
- Luminaires classed as RG0, “exempt from risk”, in accordance with Photobiological Risk standard UNE 62471.
- Models providing high visual comfort with wide shielding angles, black reflectors and ultra-comfort lenses.

MODULAR AND VERSATILE

Different types of luminaires,
light distributions and colour
temperatures to integrate the
different applications required
by the project, whether general
or accent lighting, in a single system.



SUSTAINABILITY

The Fil family has been designed with Life Cycle Assessment (LCA) in mind and is made from 80-85% recycled extruded aluminium.
The Fil family has an Environmental Product Declaration (EPD).


R Aluminium Profile
End cover
LED Module
Light recuperator
Opal diffuser
Tech Reflector
Comfort Opal Diffuser

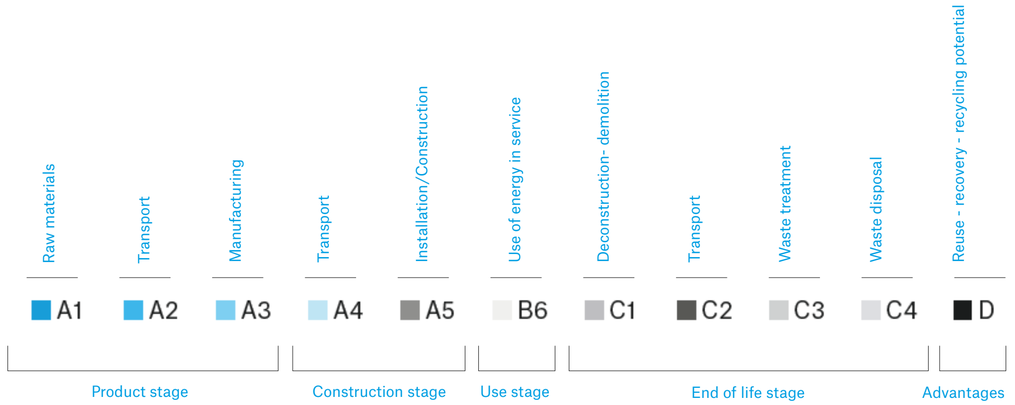
Raw materials
Transport
Manufacturing
Transport
Installation/Construction
Use of energy in service
Deconstruction- demolition
Transport
Waste treatment
Waste disposal
Reuse - recovery - recycling potential
A1
A2
A3
A4
A5
B6
C1
C2
C3
C4
D
Product stage
Construction stage
Use stage
End of life stage
Advantages

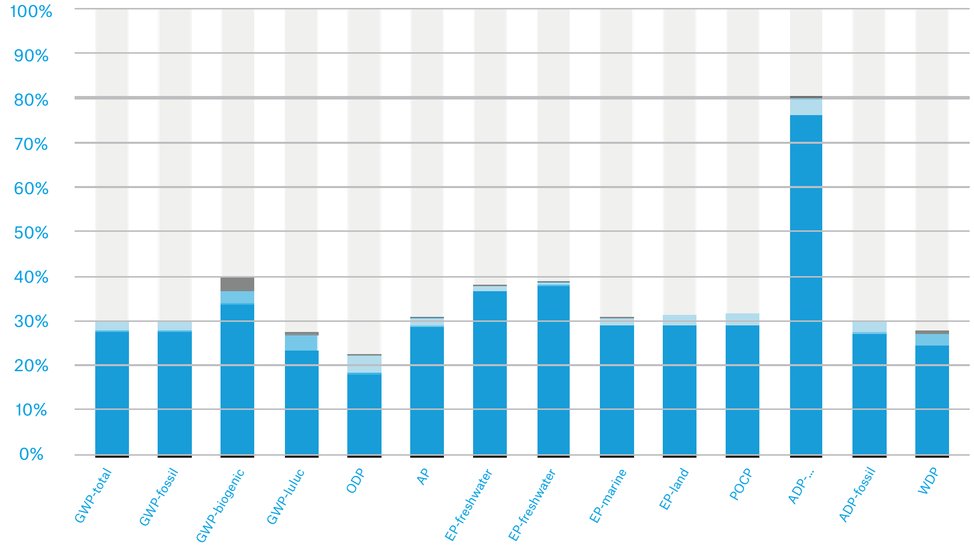
100%
90%
80%
70%
60%
50%
40%
30%
20%
10%
0%
GWP-total
GWP-fossil
GWP-biogenic
GWP-luluc
ODP
AP
EP-freshwater
EP-freshwater
EP-marine
EP-land
POCP
ADP-...
ADP-fossil
WDP

EPD®

Comfort optic

Lamp hallmark

Designed to provide high quality lighting with optimum light distribution and reduction of visual fatigue. Its innovative system combines a high efficiency reflector with a micro-prismatic diffuser that softens the light emitted, minimises glare and ensures optimum visual comfort.

Thanks to its precisely controlled geometry, the Comfort optic improves the uniformity of the light and reduces excessive contrast, creating a balanced and functional lighting environment. Ideal for working environments and spaces where quality of light is critical, this solution from Lamp offers efficiency, wellbeing and an uncompromising visual experience.

FIL FAMILY



Fil 35

Fil 45

+ Fil system

Fil 50

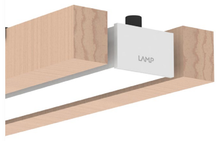

Fil 50 slim

Fil 70



Fil 120

MODELOS MODELS MODÈLES	**FIL 35**		**FIL 45**		**FIL 50**	**FIL 50 SLIM**	**FIL 70**	**FIL 120**
FORMATO/DIMENSIONES FORMAT/DIMENSIONS	840mm 1120mm 1400mm 1680mm 1960mm 2240mm	Fil Corner vertical Fil Corner horizontal	840mm 1120mm 1400mm 1680mm 1960mm 2240mm	Fil Curve Fil Corner horizontal	1123mm 1683mm	1140mm 1700mm	1162mm 1740mm	1162mm 1740mm
INSTALACIÓN INSTALLATION	Trimless, Suspended, Surface, Recessed		Suspended, Surface, Recessed		Suspended, Surface, Recessed	Slim	Suspended, Surface, Recessed	Suspended, Surface, Recessed
LM LED	**Low Output (LO)** 1470lm **Medium Output (MO)** 2650lm		**Low Output (LO)** 2320lm **High Output (HO)** 4288lm		**Low Output (LO)** 2320lm **High Output (HO)** 4288lm	**Medium Output (MO)** 2320lm	**Low Output (LO)** 2200lm **High Output (HO)** 3800lm	**High Output (HO)** 6500lm
IRC CRI	80/90		80/90		80	80	80	80
ÓPTICA OPTICS OPTIQUES	Basic Comfort Tech		Basic Comfort Tech		Basic Comfort	Comfort	Basic Prismatic	Basic Prismatic
DISTRIBUCIONES DISTRIBUTIONS	Direct Direct/Indirect Tech		Direct Direct/Indirect Tech		Direct	Direct	Direct Direct/Indirect Tech Asym	Direct
TEMPERATURA DE COLOR COLOR TEMPERATURE TEMPÉRATURE DE COULEUR	3000K 3500K 4000K		3000K 3500K 4000K Tunable White (TW)		3000K 4000K	3000K 4000K	3000K 4000K	3000K 4000K
EQUIPO GEAR ALIMENTATION	ON/OFF DALI		ON/OFF DALI		ON/OFF DALI	ON/OFF DALI	ON/OFF DALI	ON/OFF DALI
ACABADOS LUMINARIA LUMINAIRE FINISHES FINITION DES LUMINAIRES	Black 02 White 02 Grey 01		Black 02 White 02 Grey 01		White 02 Grey 01	White 02	White 02 Grey 01	White 02 Grey 01

FIL 35

La miniaturización de esta familia mantiene su
Ha elaborado, tras dar solución lumínica a
soluciones que se ajustan a las exigencias desde un punto
de vista formal, logrando una total integración
en el estrecho de la estructura que integra la
técnica y no mina en el volumen.

Office

Healthcare & Wellness

Common Spaces

Education

EPD®



Fil 35

Fil 45

Fil 50

Fil 70

Fil 120

+ GENERIC FIL FAMILY

+ TECHNICAL INFORMATION

Conceptual reinvention of a classic: *lighting expression*

MINIATURISATION

The miniaturisation of this family of linear luminaires makes it possible to provide a lighting solution for spaces with high formal requirements, while respecting and integrating well with the environment. Fil 35 is the structure that packs maximum technology into a minimal space. It is also available in up to 6 standard sizes, with the option of custom lengths.

3D INSTALLATION AND CONFIGURATIONS

Available for surface, recessed and trimless recessed installations, and in black, white or matt grey finishes. Also available are 90° corners designed to be installed both horizontally and vertically, allowing 3D configurations to be achieved.





MODELOS MODELS MODÈLES	**FIL 35** **DIRECT**	**FIL 35** **TECH**	**FIL 35** **DIRECT/INDIRECT**	**FIL 35** **CORNER**
INSTALACIÓN INSTALLATION	Trimless, Suspended, Surface, Recessed	Suspended, Surface, Recessed	Suspended, Surface	Trimless, Suspended, Surface, Recessed
FORMATO/DIMENSIONES FORMAT/DIMENSIONS	840mm 1120mm 1400mm 1680mm 1960mm 2240mm	840mm 1120mm 1400mm 1680mm 1960mm 2240mm	840mm 1120mm 1400mm 1680mm 1960mm 2240mm	**Vertical Exterior** (mm) 305(SF, RE, TR) **Vertical Interior** (mm) 350(RE, TR)/354(SF) **Horizontal** (mm) 303(SF)/313(RE)/311(TR)
LM LED	**Low Output (LO)** 1470lm **Medium Output (MO)** 2650lm	**Medium Output (MO)** 2620lm	**Low Output (LO)** 1470lm **Medium Output (MO)** 2650lm	**Low Output (LO)** 1470lm
IRC CRI	80	90	80	80
ÓPTICA OPTICS OPTIQUES	Opal, Comfort	Tech	Opal, Comfort	Opal, Comfort
TEMPERATURA DE COLOR COLOR TEMPERATURE TEMPÉRATURE DE COULEUR	3000K 3500K 4000K	3000K 3500K 4000K	3000K 3500K 4000K	3000K 3500K 4000K
EQUIPO GEAR ALIMENTATION	ON/OFF DALI	ON/OFF DALI	ON/OFF DALI	ON/OFF DALI
POTENCIA POWER POUVOIR	8W - 32W	8W - 32W	8W - 32W	8W - 32W
ACABADOS LUMINARIA LUMINAIRE FINISHES FINITION DES LUMINAIRES	Black 02 White 02 Grey 01	Black 02 White 02 Grey 01	Black 02 White 02 Grey 01	Black 02 White 02 Grey 01

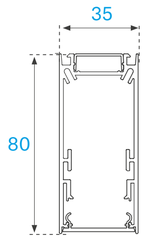

SURFACE (SF)

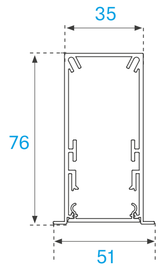

RECESSED (RE)

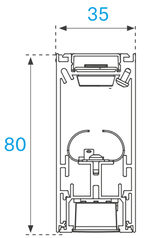

SURFACE TECH

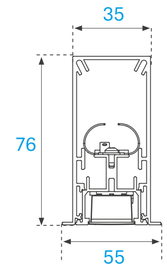

RECESSED TECH

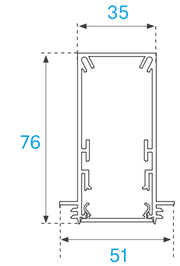

TRIMLESS (TR)

+ GENERIC FIL FAMILY

+ TECHNICAL INFORMATION

Fil 35

/TECHNICAL *information*

+ FAMILY PRESENTATION

FIL 35 DIRECT



OPAL COMFORT TECH

DIMENSIONES DIMENSIONS

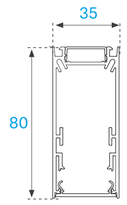

SURFACE (SF)

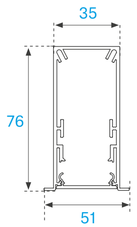

RECESSED (RE)

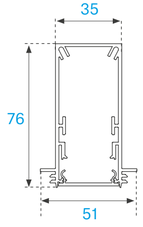

TRIMLESS (TR)

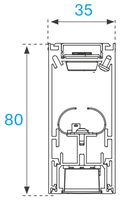

SURFACE TECH

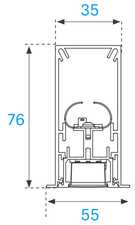

RECESSED TECH

TABLA DE CONFIGURACIÓN CONFIGURATION TABLE TABLE DE CONFIGURATION

Crea el código de la referencia a partir de la información técnica. Create reference code from the technical information. Crée le code de référence à partir des informations techniques.

FAMILIA FAMILY FAMILLE	INSTALACIÓN INSTALLATION	FORMATO FORMAT	Lm LED/m	ÓPTICA OPTICS OPTIQUE	IRC CRI	K	EQUIPO GEAR ALIMENTATION	ACABADOS FINISHES FINITIONS
F31 Fil 35 DIRECT	**SF** Surface **RE** Recessed	**084** 840mm **112** 1120mm **140** 1400mm **168** 1680mm	**LO** 1470lm **MO** 2650lm	**OP** Opal **OC** Comfort	**8** 80	**30** 3000K **40** 4000K	**N** ON/OFF **D** DALI	**B** Black 02 **W** White 02 **G** Grey 01
		196 1960mm **224** 2240mm		**OP** Opal				
		084 840mm **112** 1120mm **168** 1680mm	**MO** 2620lm	**TE** Tech	**9** 90	**30** 3000K **40** 4000K	**N** ON/OFF **D** DALI	**B** Black 02 **W** White 02
	TR Trimless	**084** 840mm **112** 1120mm **140** 1400mm **168** 1680mm	**LO** 1470lm **MO** 2650lm	**OP** Opal **OC** Comfort	**8** 80	**30** 3000K **40** 4000K	**N** ON/OFF **D** DALI	**W** White 02
		196 1960mm **224** 2240mm		**OP** Opal				
F31	**SF**	**084**	**LO**	**OP**	**8**	**30**	**N**	**B**

CE IP 20 CLASE I 850º 1-25 mm IK 07 PC DIFUSER Group 0 EN 62471 UGR <19 AI 1-10V PUSH lm K WB CRI TW L INFO

FIL 35 DIRECT

CURVA FOTOMÉTRICA PHOTOMETRIC CURVE CORUBE PHOTOMÉTRIQUE

OP

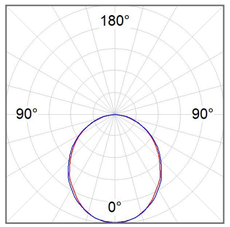

η = 100%
Imax = 395 cd/klm
UTE: 1,00E
CIE: 50 81 97 100 100

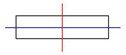

OC

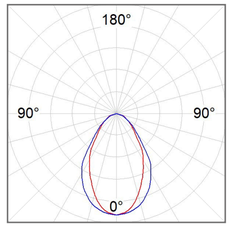

η = 99%
Imax = 693 cd/klm
UTE: 0,99C
CIE: 70 93 100 100 99

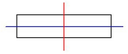

TE

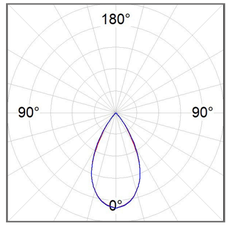

η = 100%
Imax = 1305 cd/klm
UTE:
CIE: 98 100 100 100 100



TABLA DE FLUJOS Y POTENCIA FLOW AND POWER TABLE TABLEAU DES FLUX ET PUISSANCES

FIL 35 DIRECT			840mm			1120mm			1400mm			1680mm			1960mm			2240mm		
			CRI	PLUM W	LM OUT	CRI	PLUM W	LM OUT	CRI	PLUM W	LM OUT	CRI	PLUM W	LM OUT	CRI	PLUM W	LM OUT	CRI	PLUM W	LM OUT
LO	OP	3000K	80	8,8	866	80	12,1	1155	80	14,4	1444	80	17,1	1733	80	18,9	2022	80	21,7	866
		4000K			912			1216			1520			1824			2128			912
	OC	3000K			801			1068			1334			1601			1868			801
		4000K			834			1112			1390			1668			1946			834
MO	OP	3000K		13,5	1281		18	1708		21,2	2135		25,2	2562		28	2989		36	1281
		4000K			1329			1772			2215			2658			3101			1329
	OC	3000K			1179			1571			1964			2357						
		4000K			1223			1630			2038			2445						
	TE	3000K	90	13,7	1260	90	17,8	1680				90	26,7	2520						
		4000K			1320			1760						2640						

FIL 35 DIRECT-INDIRECT

DIMENSIONES DIMENSIONS



OPAL COMFORT

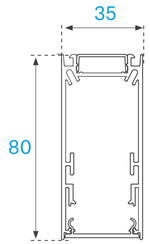

SURFACE (SF)

TABLA DE CONFIGURACIÓN CONFIGURATION TABLE TABLE DE CONFIGURATION

Crea el código de la referencia a partir de la información técnica. Create reference code from the technical information. Crée le code de référence à partir des informations techniques.

FAMILIA FAMILY FAMILLE	INSTALACIÓN INSTALLATION	FORMATO FORMAT	Lm LED/m	ÓPTICA OPTICS OPTIQUE	IRC CRI	K	EQUIPO GEAR ALIMENTATION	ACABADOS FINISHES FINITIONS
F31 Fil 35 DIRECT-INDIRECT	**SF** Surface	**084** 840mm **112** 1120mm **140** 1400mm **168** 1680mm	**LO** 1470lm **MO** 2650lm	**IO** Dir/Ind Opal **IC** Dir Comfort/Ind Opal	**8** 80	**30** 3000K **40** 4000K	**N** ON/OFF **D** DALI	**B** Black 02 **W** White 02 **G** Grey 01
		196 1960mm **224** 2240mm		**IO** Dir/Ind Opal				
F31	**SF**	**084**	**LO**	**IO**	**8**	**30**	**N**	**B**

IP 20 · CLASE I · 850º · 1-25 mm · IK 07 · PC DIFUSER · Group 0 EN 62471 · UGR <19 · AI · 1-10V · PUSH · lm · K · WB · CRI · TW · L · INFO

FIL 35 DIRECT-INDIRECT

CURVA FOTOMÉTRICA PHOTOMETRIC CURVE CORUBE PHOTOMÉTRIQUE

IO

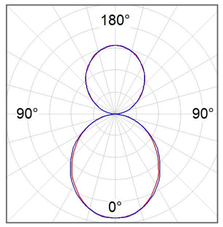

η = 100%
Imax = 386 cd/klm
UTE: 0,59C + 0,41T
CIE: 66 91 100 59 100

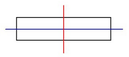

IC

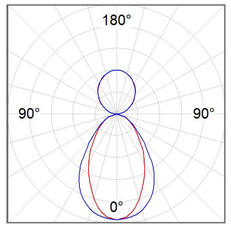

η = 100%
Imax = 386 cd/klm
UTE: 0,59C + 0,41T
CIE: 66 91 100 59 100

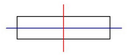

TABLA DE FLUJOS Y POTENCIA FLOW AND POWER TABLE TABLEAU DES FLUX ET PUISSANCES

FIL 35 DIRECT-INDIRECT			840mm				1120mm				1400mm				1680mm				1960mm				2240mm			
			CRI	PLUM W	LM OUT		CRI	PLUM W	LM OUT		CRI	PLUM W	LM OUT		CRI	PLUM W	LM OUT		CRI	PLUM W	LM OUT		CRI	PLUM W	LM OUT	
LO	IO	3000K	80	7,2	IND	717	80	9,1	IND	873	80	10,6	IND	1089	80	13,1	IND	1374	80	14,7	IND	1608	80	16,2	IND	1762
				9,6	DIR	956		14,3	DIR	1372		16,8	DIR	1728		19,2	DIR	2014		21,5	DIR	2352		25,5	DIR	2769
		4000K		7,2	IND	755		9,1	IND	919		10,6	IND	1147		13,1	IND	1447		14,7	IND	1694		16,2	IND	1857
				9,6	DIR	1006		14,3	DIR	1445		16,8	DIR	1819		19,2	DIR	2122		21,5	DIR	2478		25,5	DIR	2917
	IC	3000K		7,2	IND	679		9,1	IND	827		10,6	IND	1032		13,1	IND	1301		14,7	IND	1523		16,2	IND	1669
				9,6	DIR	905		14,3	DIR	1299		16,8	DIR	1636		19,2	DIR	1908		21,5	DIR	2227		25,5	DIR	2623
		4000K		7,2	IND	723		9,1	IND	880		10,6	IND	1099		13,1	IND	1387		14,7	IND	1623		16,2	IND	1779
				9,6	DIR	963		14,3	DIR	1384		16,8	DIR	1742		19,2	DIR	2032		21,5	DIR	2374		25,5	DIR	2795
MO	IO	3000K													80	16	IND	1342	80	17,8	IND	1938				
																24,4	DIR	2046		27,5	DIR	2989				

FIL 35 CORNER

DIMENSIONES DIMENSIONS



OPAL COMFORT

HC

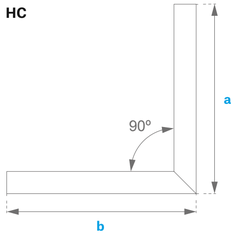

HC	a (mm)	b (mm)
SF	303	303
RE	313	313
TR	311	311

VCE

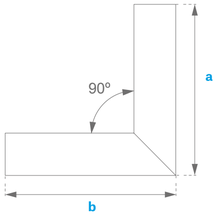

VCE	a (mm)	b (mm)
SF	305	305
RE	305	305
TR	305	305

VCI

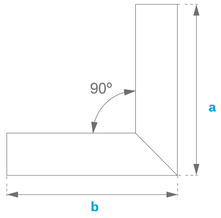

VCI	a (mm)	b (mm)
SF	354	354
RE	350	350
TR	350	350

TABLA DE CONFIGURACIÓN CONFIGURATION TABLE TABLE DE CONFIGURATION

Crea el código de la referencia a partir de la información técnica. Create reference code from the technical information. Crée le code de référence à partir des informations techniques.

FAMILIA FAMILY FAMILLE		INSTALACIÓN INSTALLATION		FORMATO FORMAT		Lm LED/m		ÓPTICA OPTICS OPTIQUE		IRC CRI		K		EQUIPO GEAR ALIMENTATION		ACABADOS FINISHES FINITIONS	
F31	Fil 35 CORNER	**SF** **RE**	Surface Recessed	**HC**	Horizontal corner	**LO**	1470lm	**OP** **OC**	Opal Comfort	**8**	80	**30** **40**	3000K 4000K	**N** **D**	ON/OFF DALI	**B** **W** **G**	Black 02 White 02 Grey 01
				VCI **VCE**	Vertical corner interior Vertical corner exterior			**OP**	Opal								
		TR	Trimless	**HC**	Horizontal corner			**OP** **OC**	Opal Comfort	**8**	80	**30** **40**	3000K 4000K	**N** **D**	ON/OFF DALI	**W**	White 02
				VCI **VCE**	Vertical corner interior Vertical corner exterior			**OP**	Opal								
F31		**SF**		**HC**		**LO**		**OP**		**8**		**30**		**N**		**B**	

IP 20 · CLASE I · 850º · 1-25 mm · IK 07 · PC DIFUSER · Group 0 EN 62471 · UGR <19 · AI · 1-10V · PUSH · lm · K · WB · CRI · TW · L · INFO

ACCESORIOS ACCESSORIES ACCESSOIRES

SURFACE & RECESSED



TAPA FINAL
END COVER
EMBOUT FINAL

REF.	INSTAL.	COLOR
F3SUECB	Surface	○
F3SUECW	Surface	●
F3SUECG	Surface	●
F3REECB	Recessed	○
F3REECW	Recessed	●
F3REECG	Recessed	●



TAPA MAX. 3M
COUVER MAX. 3M
COUVERCLE MAX. 3M

REF.	INSTAL.	COLOR
F3COX/MMB		○
F3COX/MMW		●
F3COX/MMG		●
F3PRSUX/MMB	Surface	○
F3PRSUX/MMW	Surface	●
F3PRSUX/MMG	Surface	●
F3PRREX/MMB	Recessed	○
F3PRREX/MMW	Recessed	●
F3PRREX/MMG	Recessed	●



DIFUSOR DE POLICARBONATO OPAL MAX. 3M
OPAL POLYCARBONATE DIFF USER MAX. 3M
DIFFUSEUR EN POLYCARBONATE OPAL MAX. 3M

REF.	COLOR
F3DIX/MMOP	○

TRIMLESS



TAPA FINAL TRIMLESS
END COVER TRIMLESS
EMBOUT FINAL TRIMLESS

REF.	COLOR
F3TRECW	○



TAPA MAX. 3M
RECESSED PROFILE MAX. 3M
PROFIL RECESSED MAX. 3M

REF.	COLOR
F3PRTRX/MMW	○

ACCESORIOS ACCESSORIES ACCESSOIRES

SUSPENSIONS



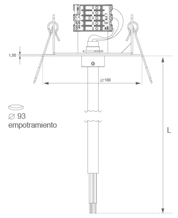

FLORON RECESSED BASIC
RECESSED BASIC CEILING ROSE
FLEURON RECESSED BASIC

REF.	H(mm)	COLOR
SUCAREBA1500NB	1500	●
SUCAREBA1500NW	1500	○
SUCAREBA3000NB	3000	●
SUCAREBA3000NW	3000	○
DALI		
SUCAREBA1500DB	1500	●
SUCAREBA1500DW	1500	○
SUCAREBA3000DB	3000	●
SUCAREBA3000DW	3000	○



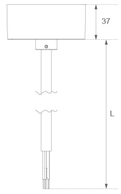

FLORON SURFACE BASIC
SURFACE BASIC CEILING ROSE
FLEURON SURFACE BASIC

REF.	H(mm)	COLOR
SUCASFBA1500NB	1500	●
SUCASFBA1500NW	1500	○
SUCASFBA3000NB	3000	●
SUCASFBA3000NW	3000	○
DALI		
SUCASFBA1500DB	1500	●
SUCASFBA1500DW	1500	○
SUCASFBA3000DB	3000	●
SUCASFBA3000DW	3000	○





ANCLAJE DESDE EL EXTREMO
QUICK ANCHORAGE
ANCRAGE PAR L'EXTRÉMITÉ

CABLE DE ACERO REGULABLE
HEIGHT-ADJUSTABLE STEEL CABLE
CÂBLE EN ACIER RÉGLABLE

REF.	H(mm)	COLOR
F42SUWIDE1500G	1500	●
F42SUWIDE3000G	3000	●



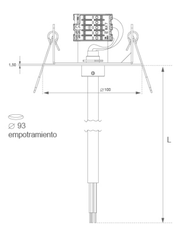

FLORON RECESSED DECO
RECESSED DECO CEILING ROSE
FLEURON RECESSED DECO

REF.	H(mm)	COLOR
SUCAREBA1500NB	1500	●
SUCAREBA1500NW	1500	○
SUCAREBA3000NB	3000	●
SUCAREBA3000NW	3000	○
DALI		
SUCAREBA1500DB	1500	●
SUCAREBA1500DW	1500	○
SUCAREBA3000DB	3000	●
SUCAREBA3000DW	3000	○



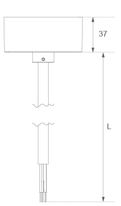

FLORON SURFACE DECO
SURFACE DECO CEILING ROSE
FLEURON SURFACE DECO

REF.	H(mm)	COLOR
SUCASFDE1500NB	1500	●
SUCASFDE1500NW	1500	○
SUCASFDE3000NB	3000	●
SUCASFDE3000NW	3000	○
DALI		
SUCASFDE1500DB	1500	●
SUCASFDE1500DW	1500	○
SUCASFDE3000DB	3000	●
SUCASFDE3000DW	3000	○



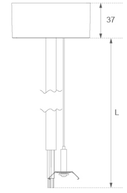

ANCLAJE DESDE EL EXTREMO
QUICK ANCHORAGE
ANCRAGE PAR L'EXTRÉMITÉ

CONEXIÓN ELECTROMECÁNICA (3 O 5XØ1,5)
ELECTROMECHANICAL CONNECTION (3 OR 5XØ1,5)
CONNEXION ÉLECTROMECANIQUE (3 OU 5XØ1,5)

REF.	H(mm)	COLOR
F42SUCAEMF1500NB	1500	●
F42SUCAEMF1500NW	1500	○
F42SUCAEMF3000NB	3000	●
F42SUCAEMF3000NW	3000	○
DALI		
F42SUCAEMF1500DB	1500	●
F42SUCAEMF1500DW	1500	○
F42SUCAEMF3000DB	3000	●
F42SUCAEMF3000DW	3000	○

FIXATIONS



JUEGO DE 2 FIJACIONES PARA UNIÓN (1 UNIT/REF.)
2 FIXINGS FOR JOINT (1 UNIT/REF.)
2 FIXATIONS POUR UNION (1 UNIT/REF.)

REF.	INSTAL.
F3JO	Surface
F3REJO	Recessed/Trimless



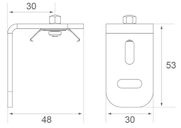

SOPORTE PARED 2 UNIT/REF.
WALL BRACKET 2 UNIT/REF.
SUPPORT MURAL 2 UNIT/REF.

REF.	COLOR
F3FX50W	○
F3FX50B	●
F3FX50G	●



UNIÓN SOPORTE CORTO TECHO 2 UNIT/REF.
SHORT CEILING BRACKET JOINT 2 UNIT/REF.
SUPPORT COURT PLAFOND 2 UNIT/REF.

REF.
F3FX15G



FIL 45

While maintaining the timelessness of the family, Fil expands by reducing its size and increasing its possibilities. The mission of Fil 45 is to provide high quality general lighting, able to adapt to any space and respond to the demanding lighting requirements of any project.

EPD®

- Fil 35
- Fil 45
- Fil 50
- Fil 70
- Fil 120

+ GENERIC FIL FAMILY

+ TECHNICAL INFORMATION

Functional evolution of a classic: *commitment to providing answers*

FUNCTIONALITY, INTEGRATION AND VARIETY

Direct and indirect lighting combined in a single luminaire, creating dual lighting effects for suspended installations. Designed for areas where ceilings are to be avoided or where less visual fatigue is required, such as work areas and offices, where high contrast and glare must be minimised.

Choice of Opal, Comfort and Tech Ultracomfort diffuser depending on the lighting requirements of each application. Furthermore, the Tech Ultracomfort option offers two lighting distributions, using a black polycarbonate reflector, available with symmetrical (TE) or asymmetrical (TA) lens.

VISUAL COMFORT

Two solutions with optimised light distributions for visual comfort:

- Comfort, with a uniform opal aesthetic, incorporates a technical foil, providing greater light control (UGR < 16).
- Tech UltraComfort, with a combined lens providing active glare control (UGR < 15).

Dark Light Effect: meets dark limit requirements (emission below 200 cd/lm above a 60° viewing angle).



MODELOS MODELS MODÈLES	**FIL 45 DIRECT**	**FIL 45 TECH**	**FIL 45** **DIRECT/INDIRECT**	**FIL 45 CORNER**	**FIL 45 CURVE**
INSTALACIÓN INSTALLATION	Suspended Surface Recessed	Suspended Surface Recessed	Suspended Surface	Suspended Surface Recessed	Suspended Surface
FORMATO/ DIMENSIONES FORMAT/ DIMENSIONS	840mm 1120mm 1400mm 1680mm 1960mm 2240mm	840mm 1120mm 1400mm 1680mm 1960mm 2240mm	840mm 1120mm 1400mm 1680mm 1960mm 2240mm	**Horizontal** 313mm (SF) 318mm (RE) 303(SF)/313(RE)/311(TR)	**Radio (R)** R365mm R545mm 303(SF)/313(RE)/311(TR)
LM LED	**Low Output (LO)** 2320lm **High Output (HO)** 4288lm	**Medium Output (MO)** 2620lm	**Medium Output (MO)** 2320lm	**Medium Output (MO)** 2320lm	**Medium Output (MO)** 2320lm
IRC CRI	80/90	90	80/90	80	80/90
ÓPTICA OPTICS OPTIQUES	Opal Comfort	Tech	Opal Comfort	Opal Comfort	Opal Comfort
TEMPERATURA DE COLOR COLOR TEMPERATURE TEMPÉRATURE DE COULEUR	3000K 3500K 4000K Tunable White (TW)	3000K 3500K 4000K	3000K 3500K 4000K Tunable White (TW)	3000K 3500K 4000K	3000K 3500K 4000K
EQUIPO GEAR ALIMENTATION	ON/OFF DALI	ON/OFF DALI	ON/OFF DALI	ON/OFF DALI	ON/OFF DALI
POTENCIA POWER POUVOIR	8W - 72W	8W - 72W	8W -72W	8W - 72W	8W - 72W
ACABADOS LUMINARIA LUMINAIRE FINISHES FINITION DES LUMINAIRES	Black 02 White 02 Grey 01	Black 02 White 02 Grey 01	Black 02 White 02 Grey 01	Black 02 White 02 Grey 01	Black 02 White 02 Grey 01

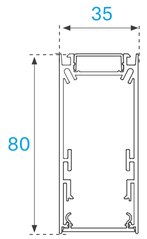

SURFACE (SF)

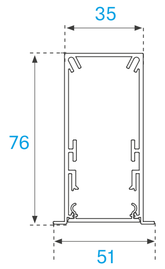

RECESSED (RE)

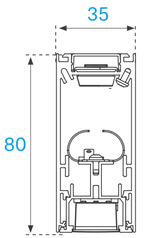

SURFACE TECH

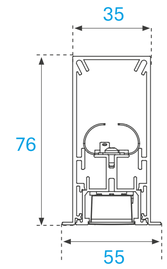

RECESSED TECH

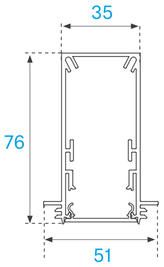

TRIMLESS (TR)



FIL 45 EMERGENCY

A fully integrated luminaire solution to ensure safety, in compliance with regulations, with easy installation and maintenance. A reliable solution that assures users' safety and security.

Emergency lighting in case of power failure: enhances user safety and permits safe evacuation in emergencies.

- Integrated status indicator.
- Standard technology.
- Available with 3 hours of autonomy (uninterrupted operation).



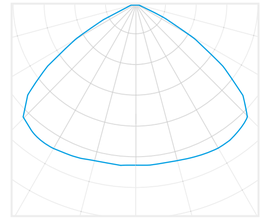

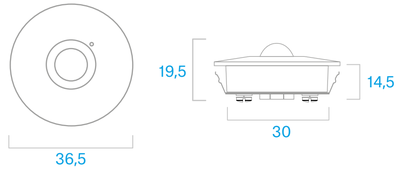

+ GENERIC FIL FAMILY
+ TECHNICAL INFORMATION



FIL 45 LIGHT SENSOR

Integrated light and presence sensor add-on delivers benefits in terms of energy savings, visual comfort, convenience and regulatory compliance.

Energy savings
- Automatic lighting level adjustment according to the amount of natural light available in the environment.
- Avoids unnecessary activation.

Visual comfort
Providing a comfortable and glare-free environment, which contributes to users' visual wellbeing.

Efficient interaction
- Luminaire switches on and off automatically when presence is detected in the room.
- Customised gradual switch-off configuration, reducing the flow before switching off completely, according to specification.





FIL 45 CURVE

Fil 45 Curve complements the Fil 45 family by offering two curvature radiuses for greater versatility in lighting spaces.

+ GENERIC FIL FAMILY

+ TECHNICAL INFORMATION

COMPATIBILITY

Can be combined with other Fil 45 products such as straight lines, 90° corners and even customised angles. This allows lighting projects to be creatively optimised with greater design flexibility.

CURVATURE RADIUSES AND CUSTOMISATION

365 mm
545 mm

Customised curvature radiuses can be manufactured to meet specific lighting requirements. Our team is equipped to design customised lighting shapes, sizes and technologies.
Min. personalised radius: 365 mm
Max. personalised radius: consult

EASY INSTALLATION

Available in a surface profile and a suspended option, making it easy to integrate into configurations and designs.



MODELOS MODELS MODÈLES	**FIL 45 CURVE**
INSTALACIÓN INSTALLATION	Surface
FORMATO/ DIMENSIONES FORMAT/ DIMENSIONS	365mm 545mm
LM LED	**Medium Output (MO)** 2320lm
IRC CRI	80/90
ÓPTICA OPTICS OPTIQUES	Opal Comfort
TEMPERATURA DE COLOR COLOR TEMPERATURE TEMPÉRATURE DE COULEUR	3000K 4000K
EQUIPO GEAR ALIMENTATION	ON/OFF DALI
POTENCIA POWER POUVOIR	9,3W - 13,7W
ACABADOS LUMINARIA LUMINAIRE FINISHES FINITION DES LUMINAIRES	Black 02 White 02 Grey 01

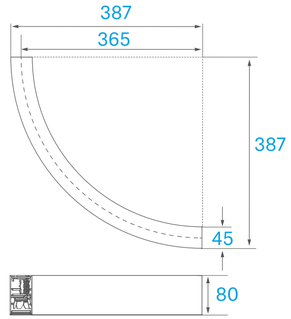

365

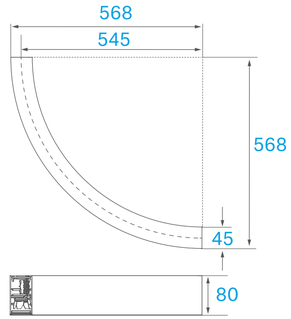

545

+ GENERIC FIL FAMILY

+ TECHNICAL INFORMATION



FIL 45 SYSTEM

Different types of luminaires, light distributions and colour temperatures to integrate the different applications required by the project, whether general or accent lighting, in a single system.

Includes models that offer high visual comfort with wide viewing angles, black reflectors and ultra-comfort lenses.

System designed with a circular economy approach that encourages the recovery and reuse of luminaires; made from recycled extruded aluminium.

Fil System provides exceptional versatility and configurability, using FIL45 as a firm base for its structure. Using the **FIL45 lighting structure in all its variants**, we have developed a highly configurable system that allows the integration of other LAMP product families.

CONFIGURACIÓN CONFIGURATION CONFIGURATION



Fil 45



Fil 45 Curve
365 / 545 mm
+
Radios personalizados
Personalised radios
Radios personnalisées



Fil 45 Corner
90º
+
Ángulos personalizados
Personalised angles
Angles personnalisées



Fil 45 Emergency



Fil 45 Light Sensor



Ocult



Hance

Fil 45

/TECHNICAL *information*

+ FAMILY PRESENTATION

FIL 45 DIRECT & TECH G2



OPAL COMFORT TECH

DIMENSIONES DIMENSIONS

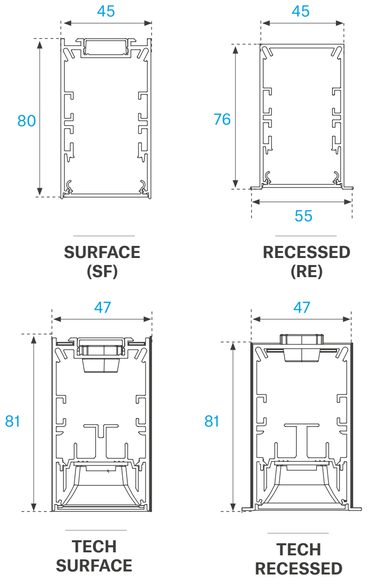

SURFACE (SF) RECESSED (RE)

TECH SURFACE TECH RECESSED

TABLA DE CONFIGURACIÓN CONFIGURATION TABLE TABLE DE CONFIGURATION

Crea el código de la referencia a partir de la información técnica. Create reference code from the technical information. Crée le code de référence à partir des informations techniques.

FAMILIA FAMILY FAMILLE		INSTALACIÓN INSTALLATION		FORMATO FORMAT		Lm LED/m		ÓPTICA OPTICS OPTIQUE		IRC CRI		K		EQUIPO GEAR ALIMENTATION		ACABADOS FINISHES FINITIONS	
F41	Fil 45	**SF** **RE**	Surface Recessed	**084** **112** **140** **168**	840mm 1120mm 1400mm 1680mm	**MO**	2320lm	**OP** **PR**	Opal Comfort	**8**	80	**30** **40**	3000K 4000K	**N** **D**	ON/OFF DALI	**B** **W** **G**	Black 02 White 02 Grey 01
				084 **112** **140** **168** **196** **224**	840mm 1120mm 1400mm 1680mm 1960mm 2240mm	**MO** **HO**	2320lm 4288lm	**OP**	Opal	**8**	80	**30** **40**	3000K 4000K	**N** **D**	ON/OFF DALI		
												TW	Tunable White	**D**	DALI		
										9	90	**30** **40**	3000K 4000K	**N** **D**	ON/OFF DALI		
				112 **168**	1120mm 1680mm	**MO**	2320lm	**PR**	Comfort	VALOR VACÍO EMPTY VALUE		**WB3** **WB4**	3000K Wellbeing 4000K Wellbeing	**N** **D**	ON/OFF DALI		
												WBT	Tunable White Wellbeing	**D**	DALI		
F42	Fil 45 Tech G2	**SF** **RE**	Surface Recessed	**084** **112** **140** **168** **196** **224**	840mm 1120mm 1400mm 1680mm 1960mm 2240mm	**MO**	2320lm	**TE** **TA**	Tech Tech Asym	**9**	90	**30** **40**	3000K 4000K	**N** **D**	ON/OFF DALI	**B** **W** **G**	Black 02 White 02 Grey 01
F41		**SF**		**084**		**MO**		**OP**		**8**		**30**		**N**		**B**	

IP 20 · CLASE I · 850º · 1-25 mm · IK 07 · PC DIFUSER · Group 0 EN 62471 · UGR <19 · AI · 1-10V · PUSH · lm · K · WB · CRI · TW · L · INFO

+ FAMILY PRESENTATION

FIL 45 DIRECT & TECH G2

CURVA FOTOMÉTRICA PHOTOMETRIC CURVE CORUBE PHOTOMÉTRIQUE

OP

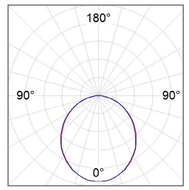

η = 100%
Imax = 377 cd/klm
UTE: 1,00E
CIE: 49 80 96 100 100



PR

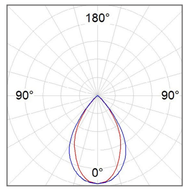

η = 99%
Imax = 968 cd/klm
UTE: 0,99A
CIE: 90 100 100 100 99



TE

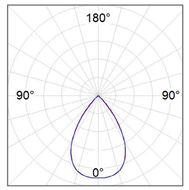

η = 100%
Imax = 906 cd/klm
UTE: 1,00A
CIE: 92 100 100 100 100

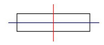

TA

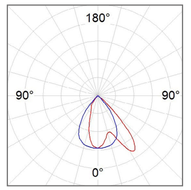

η = 100%
Imax = 1070 cd/klm
UTE: 1,00A
CIE: 85 100 100 100 100

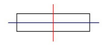

TABLA DE FLUJOS Y POTENCIA FLOW AND POWER TABLE TABLEAU DES FLUX ET PUISSANCES

FIL 45 DIRECT			840mm			1120mm			1400mm			1680mm			1960mm			2240mm		
			CRI	PLUM W	LM OUT	CRI	PLUM W	LM OUT	CRI	PLUM W	LM OUT	CRI	PLUM W	LM OUT	CRI	PLUM W	LM OUT	CRI	PLUM W	LM OUT
MO	OP	3000K	80	13,3	1292	80	17,5	1722	80	20,3	2153	80	24,7	2583	80	27,8	3014	80	37	3444
		4000K			1354			1805			2257			2708			3160			3611
	PR	3000K		15,6	1441		20,9	1922		25,9	2401		31	2881						
		4000K			1512			2017			2521			3026						
		3000K	90		1210	90		1614	90		2017	90		2420						
		4000K			1270			1694			2117			2542						
		WB3				98	20,6	1610				98	42,4	2338						
		WB4						1729						2817						
	TE	3000K	90	12,2	1310	90	15,5	1746	90	19	2183	90	22,3	2620	90	26	3056	90	29,7	3493
		4000K			1371			1828			2285			2742			3200			3657
	TA	3000K		12,2	1072		16,3	1429		19,4	1786		22,8	2143		26	2500		29,7	2858
		4000K			1122			1496			1870			2244			2618			2992
HO	OP	3000K	80	30,4	2796	80	40,3	3728	80	49,1	4660	80	58,7	5592	80	68,9	6524	80	80,6	7456
		4000K			2930			3907			4884			5860			6837			7814

FIL 45 DIRECT-INDIRECT



OPAL COMFORT

DIMENSIONES DIMENSIONS

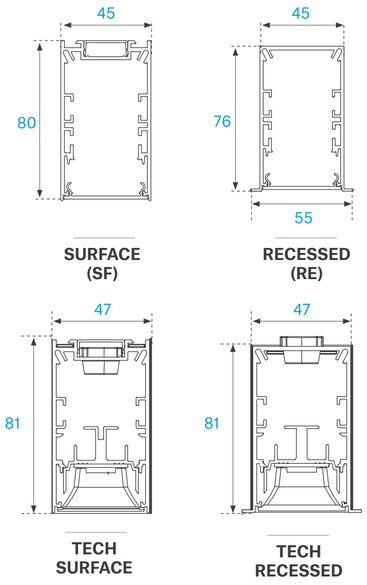

TABLA DE CONFIGURACIÓN CONFIGURATION TABLE TABLE DE CONFIGURATION

Crea el código de la referencia a partir de la información técnica. Create reference code from the technical information. Crée le code de référence à partir des informations techniques.

FAMILIA FAMILY FAMILLE	INSTALACIÓN INSTALLATION	FORMATO FORMAT	Lm LED/m	ÓPTICA OPTICS OPTIQUE	IRC CRI	K	EQUIPO GEAR ALIMENTATION	ACABADOS FINISHES FINITIONS
F41 Fil 45 DIRECT-INDIRECT	**SF** Surface **RE** Recessed	**084** 840mm **112** 1120mm **140** 1400mm **168** 1680mm **224** 2240mm	**MO** 2320lm	**IO** Dir Opal/Ind Opal **IP** Dir Comfort/Ind Opal	**8** 80	**30** 3000K **40** 4000K	**N** ON/OFF **D** DALI	**B** Black 02 **W** White 02 **G** Grey 01
					9 90			**B** Black 02 **W** White 02
		112 1120mm **168** 1680mm **224** 2240mm	**MO** 2320lm	**IO** Dir Opal/Ind Opal **IP** Dir Comfort/Ind Opal	**8** 80	**30** 3000K **40** 4000K	**N** ON/OFF **D** DALI	**B** Black 02 **W** White 02 **G** Grey 01
					8 80	**TW** Tunable White	**D** DALI	**B** Black 02 **W** White 02
					9 90	**30** 3000K **40** 4000K	**N** ON/OFF **D** DALI	**B** Black 02 **W** White 02
				IP Dir Comfort/Ind Opal	**9** 90	**WBT** Tunable White Wellbeing	**D** DALI	**B** Black 02 **W** White 02
F41	**SF**	**084**	**MO**	**IO**	**8**	**30**	**N**	**B**

IP 20 · CLASE I · 850º · 1-25 mm · IK 07 · PC DIFUSER · Group 0 EN 62471 · UGR <19 · AI · 1-10V · PUSH · lm · K · WB · CRI · TW · L

FIL 45 DIRECT-INDIRECT

CURVA FOTOMÉTRICA PHOTOMETRIC CURVE CORUBE PHOTOMÉTRIQUE

IO

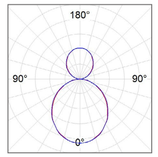

η = 100%
Imax = 257 cd/klm
UTE: 0,68E + 0,33T
CIE: 49 81 97 67 100



IP

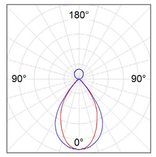

η = 100%
Imax = 708 cd/klm
UTE: 0,72A + 0,28T
CIE: 91 100 100 72 100



TABLA DE FLUJOS Y POTENCIA FLOW AND POWER TABLE TABLEAU DES FLUX ET PUISSANCES

FIL 45 DIRECT-INDIRECT			840mm				1120mm				1400mm				1680mm				1960mm				2240mm			
			CRI	PLUM W	LM OUT		CRI	PLUM W	LM OUT		CRI	PLUM W	LM OUT		CRI	PLUM W	LM OUT		CRI	PLUM W	LM OUT		CRI	PLUM W	LM OUT	
MO	IO	3000K	80	7,9	IND	621	80	8,7	IND	827	80	10,7	IND	1034	80	12,9	IND	1240	80	15,1	IND	1608	80	16,45	IND	1654
				14,1	DIR	1292		19,6	DIR	1723		22,6	DIR	2154		27,2	DIR	2584		31,4	DIR	2352		36,45	DIR	3445
		4000K		7,9	IND	642		8,7	IND	856		10,7	IND	1069		12,9	IND	1284		15,1	IND	1694		16,45	IND	1711
				14,1	DIR	1354		19,6	DIR	1805		22,6	DIR	2257		27,2	DIR	2708		31,4	DIR	2478		36,45	DIR	3611
		TW						30,6	IND	2935						47,2	IND	4403						61,2	IND	5870
								13	DIR	1044						18,6	DIR	1670						27,12	DIR	2088
		WBT						34,3	IND	1612						47,1	IND	2409						68,6	IND	3224
								13	DIR	1044						18,6	DIR	1670						27,12	DIR	2088
	IP	3000K	80	7,9	IND	606		8,7	IND	807	80	10,7	IND	1426		12,9	IND	1898								
				14,1	DIR	1487		19,6	DIR	1983		22,6	DIR	2062		27,2	DIR	2288								
		4000K		7,9	IND	784		8,7	IND	1256		10,7	IND	1785		12,9	IND	2360								
				14,1	DIR	1592		19,6	DIR	1912		22,6	DIR	2174		27,2	DIR	2393								
		3000K	90	7,9	IND	606	90	8,7	IND	807	90	10,7	IND	1426	90	12,9	IND	1898								
				14,1	DIR	1249		19,6	DIR	1665		22,6	DIR	1732		27,2	DIR	1922								
		4000K		7,9	IND	784		8,7	IND	1256		10,7	IND	1785		12,9	IND	2360								
				14,1	DIR	1337		19,6	DIR	1606		22,6	DIR	1826		27,2	DIR	2011								
		TW					80	30,6	IND	2617					80	47,2	IND	3917					80	61,2	IND	5233
								13	DIR	1044						18,6	DIR	1670						27,12	DIR	2088

FIL 45 CORNER - CURVE



OPAL COMFORT

DIMENSIONES DIMENSIONS

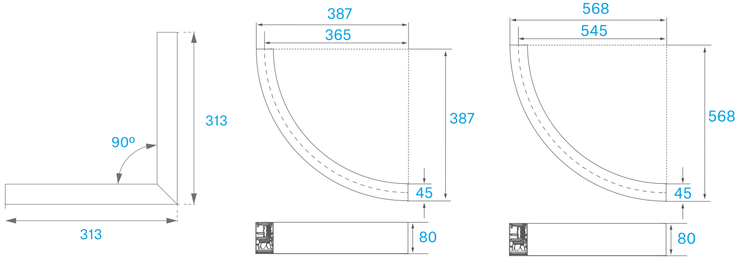

CORNER (CR) 365 (CC3) 545 (CC5)

TABLA DE CONFIGURACIÓN CONFIGURATION TABLE TABLE DE CONFIGURATION

Crea el código de la referencia a partir de la información técnica. Create reference code from the technical information. Crée le code de référence à partir des informations techniques.

FAMILIA FAMILY FAMILLE	INSTALACIÓN INSTALLATION	FORMATO FORMAT	Lm LED/m	ÓPTICA OPTICS OPTIQUE	IRC CRI	K	EQUIPO GEAR ALIMENTATION	ACABADOS FINISHES FINITIONS
F41 Fil 45	**SF** Surface **RE** Recessed	**CR** Corner	**MO** 2320lm	**OP** Opal **PR** Comfort	**8** 80	**30** 3000K **40** 4000K	**N** ON/OFF **D** DALI	**B** Black 02 **W** White 02 **G** Grey 01
	SF Surface	**CC3** R365mm **CC5** R545mm			**8** 80	**30** 3000K **40** 4000K	**N** ON/OFF **D** DALI	**B** Black 02 **W** White 02 **G** Grey 01
					9 90	**30** 3000K **40** 4000K	**N** ON/OFF **D** DALI	**B** Black 02 **W** White 02
F41	**SF**	**CR**	**MO**	**OP**	**8**	**30**	**N**	**B**

FIL 45 EMERGENCY & LIGHT SENSOR

FAMILIA FAMILY FAMILLE	FORMATO FORMAT	BATERÍA BATTERY BATTERIE	EQUIPO GEAR ALIMENTATION	ACABADOS INT FINISHES FINITIONS	ACABADOS EXT FINISHES FINITIONS
F41 Fil 45	**EMG** Emergency	**3H** 3h	**D** DALI	**W** White 02	**B** Black **W** White **G** Grey
F41	**EMG**	**3H**	**D**	**W**	**B**

FAMILIA FAMILY FAMILLE	FORMATO FORMAT	EQUIPO GEAR ALIMENTATION	ACABADOS FINISHES FINITIONS
F41 Fil 45	**LIGHTS** Sensor	**ND** ONOFF DALI	**B** Black **W** White **G** Grey
F41	**LIGHTS**	**ND**	**W**

CE IP 20 CLASE I 850º 1-25 mm IK 07 PC DIFUSER Group 0 EN 62471 UGR <19 AI 1-10V PUSH lm K WB CRI TW L INFO

FIL 45 CORNER-CURVE

TABLA DE FLUJOS Y POTENCIA FLOW AND POWER TABLE TABLEAU DES FLUX ET PUISSANCES

FIL 45 CORNER			90º		
			CRI	PLUM W	LM OUT
MO	OP	3000K	80	9,6	861
		4000K			903
	PR	3000K		10,9	960
		4000K			1009

FIL 45 CURVE			R365mm			R545mm		
			CRI	PLUM W	LM OUT	CRI	PLUM W	LM OUT
MO	OP	3000K	80	9,3	861	80	13,7	1292
		4000K			903			1355
		3000K	90	9,3	739	90	13,7	1109
		4000K			776			1163
	PR	3000K	80	9,3	960	80	13,7	1440
		4000K			1009			1514
		3000K	90	9,3	824	90	13,7	1236
		4000K			867			1300

ACCESORIOS ACCESSORIES ACCESSOIRES

SURFACE & RECESSED



TAPA FINAL
END COVER
EMBOUT FINAL

REF.	INSTAL.	COLOR
F42SUECB	Surface	○
F42SUECW	Surface	●
F42SUECG	Surface	●
F4REECB	Recessed	○
F4REECW	Recessed	●
F4REECG	Recessed	●



TAPA MAX. 3M
COUVER MAX. 3M
COUVERCLE MAX. 3M

REF.	INSTAL.	COLOR
F4COX/MMB		○
F4COX/MMW		●
F4COX/MMG		●
F4PRSUX/MMB	Surface	○
F4PRSUX/MMW	Surface	●
F4PRSUX/MMG	Surface	●
F4PRREX/MMB	Recessed	○
F4PRREX/MMW	Recessed	●
F4PRREX/MMG	Recessed	●



DIFUSOR DE POLICARBONATO OPAL MAX. 3M
OPAL POLYCARBONATE DIFF USER MAX. 3M
DIFFUSEUR EN POLYCARBONATE OPAL MAX. 3M

REF.	COLOR
F4DIX/MMOP	○

LIGHT SENSOR & EMERGENCY *CO-CREATION*



LIGHT SENSOR (DALI)

REF.	COLOR
F41LIGHTSNDW	○
F41LIGHTSNDB	●
F41LIGHTSNDG	●

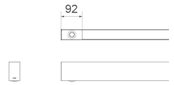



EMERGENCY

REF.	COLOR
F41EMG3HDWW	○
F41EMG3HDWB	●
F41EMG3HDWG	●

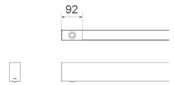

FIXATIONS



UNIÓN SOPORTE CORTO TECHO 2 UNIT/REF.
SHORT CEILING BRACKET JOINT 2 UNIT/REF.
SUPPORT COURT PLAFOND 2 UNIT/REF.

REF.
F4FX15G



SOPORTE PARED 2 UNIT/REF.
WALL BRACKET 2 UNIT/REF.
SUPPORT MURAL 2 UNIT/REF.

REF.	COLOR
F4FX50W	○
F4FX50B	●
F4FX50G	●

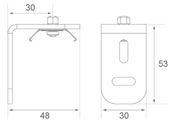



FIJACIONES PARA UNIÓN 1 UNIT/REF.
FIXINGS FOR JOINT 1 UNIT/REF.
FIXATIONS POUR UNION 1 UNIT/REF.

REF.	INSTAL.
F42JO	Surface & Recessed

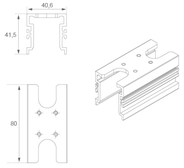

ACCESORIOS ACCESSORIES ACCESSOIRES

SUSPENSIONS



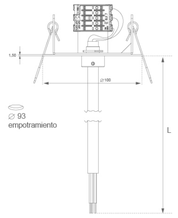

FLORON RECESSED BASIC
RECESSED BASIC CEILING ROSE
FLEURON RECESSED BASIC

REF.	H(mm)	COLOR
SUCAREBA1500NB	1500	●
SUCAREBA1500NW	1500	○
SUCAREBA3000NB	3000	●
SUCAREBA3000NW	3000	○
DALI		
SUCAREBA1500DB	1500	●
SUCAREBA1500DW	1500	○
SUCAREBA3000DB	3000	●
SUCAREBA3000DW	3000	○



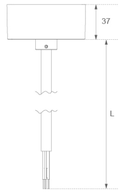

FLORON SURFACE BASIC
SURFACE BASIC CEILING ROSE
FLEURON SURFACE BASIC

REF.	H(mm)	COLOR
SUCASFBA1500NB	1500	●
SUCASFBA1500NW	1500	○
SUCASFBA3000NB	3000	●
SUCASFBA3000NW	3000	○
DALI		
SUCASFBA1500DB	1500	●
SUCASFBA1500DW	1500	○
SUCASFBA3000DB	3000	●
SUCASFBA3000DW	3000	○





ANCLAJE DESDE EL EXTREMO
QUICK ANCHORAGE
ANCRAGE PAR L'EXTRÉMITÉ

CABLE DE ACERO REGULABLE
HEIGHT-ADJUSTABLE STEEL CABLE
CÂBLE EN ACIER RÉGLABLE

REF.	H(mm)	COLOR
F42SUWIDE1500G	1500	●
F42SUWIDE3000G	3000	●



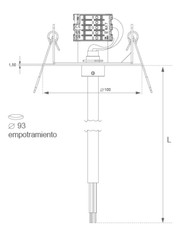

FLORON RECESSED DECO
RECESSED DECO CEILING ROSE
FLEURON RECESSED DECO

REF.	H(mm)	COLOR
SUCAREBA1500NB	1500	●
SUCAREBA1500NW	1500	○
SUCAREBA3000NB	3000	●
SUCAREBA3000NW	3000	○
DALI		
SUCAREBA1500DB	1500	●
SUCAREBA1500DW	1500	○
SUCAREBA3000DB	3000	●
SUCAREBA3000DW	3000	○



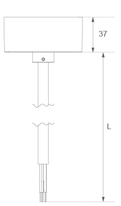

FLORON SURFACE DECO
SURFACE DECO CEILING ROSE
FLEURON SURFACE DECO

REF.	H(mm)	COLOR
SUCASFDE1500NB	1500	●
SUCASFDE1500NW	1500	○
SUCASFDE3000NB	3000	●
SUCASFDE3000NW	3000	○
DALI		
SUCASFDE1500DB	1500	●
SUCASFDE1500DW	1500	○
SUCASFDE3000DB	3000	●
SUCASFDE3000DW	3000	○



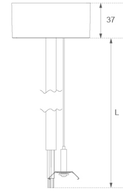

ANCLAJE DESDE EL EXTREMO
QUICK ANCHORAGE
ANCRAGE PAR L'EXTRÉMITÉ

CONEXIÓN ELECTROMECÁNICA (3 O 5XØ1,5)
ELECTROMECHANICAL CONNECTION (3 OR 5XØ1,5)
CONNEXION ÉLECTROMECANIQUE (3 OU 5XØ1,5)

REF.	H(mm)	COLOR
F42SUCAEMF1500NB	1500	●
F42SUCAEMF1500NW	1500	○
F42SUCAEMF3000NB	3000	●
F42SUCAEMF3000NW	3000	○
DALI		
F42SUCAEMF1500DB	1500	●
F42SUCAEMF1500DW	1500	○
F42SUCAEMF3000DB	3000	●
F42SUCAEMF3000DW	3000	○

FIXATIONS



JUEGO DE 2 FIJACIONES PARA UNIÓN (1 UNIT/REF.)
2 FIXINGS FOR JOINT (1 UNIT/REF.)
2 FIXATIONS POUR UNION (1 UNIT/REF.)

REF.	INSTAL.
F3JO	Surface
F3REJO	Recessed/Trimless



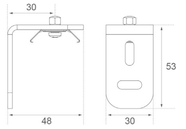

SOPORTE PARED 2 UNIT/REF.
WALL BRACKET 2 UNIT/REF.
SUPPORT MURAL 2 UNIT/REF.

REF.	COLOR
F3FX50W	○
F3FX50B	●
F3FX50G	●



UNIÓN SOPORTE CORTO TECHO 2 UNIT/REF.
SHORT CEILING BRACKET JOINT 2 UNIT/REF.
SUPPORT COURT PLAFOND 2 UNIT/REF.

REF.
F3FX15G

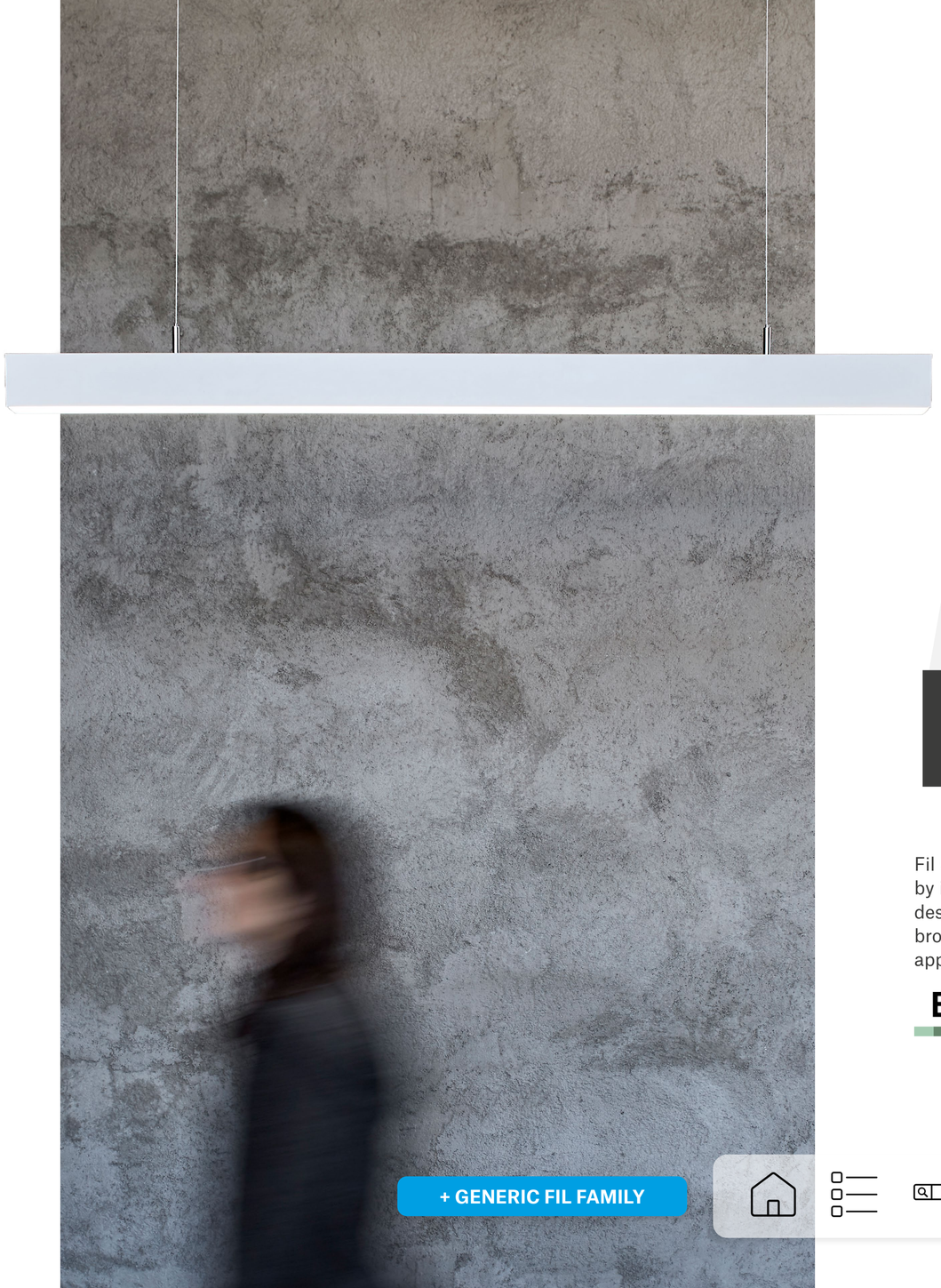

FIL 50

Fil 50 is a family of structures distinguished by its neutral, minimalist and timeless design. These features, coupled with its broad range, undeniably enable numerous applications in various interior spaces.

EPD®

Fil 35
Fil 45
Fil 50
Fil 70
Fil 120

+ GENERIC FIL FAMILY

+ TECHNICAL INFORMATION

SLIM FOR TECHNICAL CEILINGS

Fil 50 provides a Slim option to insert luminaires between louvres or replace one of them, delivering high-quality general lighting. It adapts in terms of comfort, technology and installation. Installation is facilitated through an accessory for placing luminaires between 2 louvres, depending on the desired distance between the louvre and the luminaire.





CONFIGURABLE GEOMETRIES

A family of structures distinguished by its neutral, minimalist and timeless design. These features, coupled with its broad range, undeniably enable numerous applications in various interior spaces.

A linear system that allows the configuration of continuous lines through joints and the creation of special geometries using 90° corners. Various angles, not less than 60°, are available upon request.

+ GENERIC FIL FAMILY
+ TECHNICAL INFORMATION



MODELOS MODELS MODÈLES	**FIL 50 OPAL**	**FIL 50 SLIM**
INSTALACIÓN INSTALLATION	Suspended Surface Recessed	Slim
FORMATO/ DIMENSIONES FORMAT/ DIMENSIONS	1123mm 1683mm	1400mm 1700mm
LM LED	**Low Output (LO)** 2320lm **High Output (HO)** 4288lm	**Medium Output (MO)** 2320lm
IRC CRI	80	80
ÓPTICA OPTICS OPTIQUES	Opal Comfort Prismatic	Comfort
TEMPERATURA DE COLOR COLOR TEMPERATURE TEMPÉRATURE DE COULEUR	3000K 4000K	3000K 4000K
EQUIPO GEAR ALIMENTATION	ON/OFF DALI	ON/OFF DALI
POTENCIA POWER POUVOIR	21W - 59W	21W - 59W
ACABADOS LUMINARIA LUMINAIRE FINISHES FINITION DES LUMINAIRES	White 02 Grey 01	Black 02 White 02

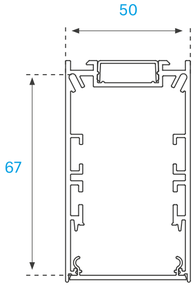

SURFACE (SF)

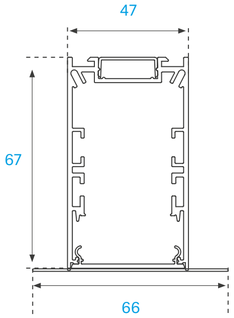

RECESSED (RE)

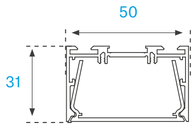

SLIM (SL)

+ GENERIC FIL FAMILY

+ TECHNICAL INFORMATION

Fil 50

/TECHNICAL *information*

FIL 50 G3 & FIL 50 SLIM G2



OPAL



COMFORT



SLIM

DIMENSIONES DIMENSIONS

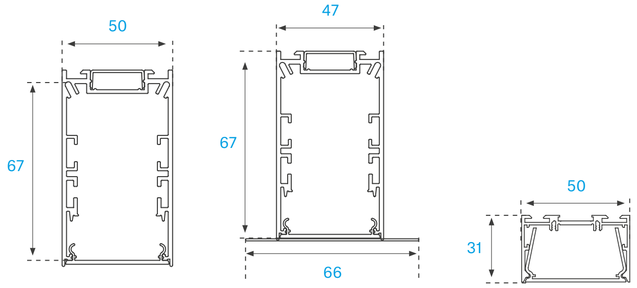

SURFACE (SF) RECESSED (RE) SLIM (SL)

TABLA DE CONFIGURACIÓN CONFIGURATION TABLE TABLE DE CONFIGURATION

Crea el código de la referencia a partir de la información técnica. Create reference code from the technical information. Crée le code de référence à partir des informations techniques.

FAMILIA FAMILY FAMILLE	INSTALACIÓN INSTALLATION	FORMATO FORMAT	Lm LED/m	ÓPTICA OPTICS OPTIQUE	IRC CRI	K	EQUIPO GEAR ALIMENTATION	ACABADOS FINISHES FINITIONS
F53 Fil 50	**SF** Surface **RE** Recessed	**112** 1123mm **168** 1683mm	**MO** 2320lm **HO** 4288lm	**OP** Opal **OC** Comfort **PR** Prismatic	**8** 80	**30** 3000K **40** 4000K	**N** ON/OFF **D** DALI	**W** White 02 **G** Grey 01
F52 Fil 50	**SL** Slim	**112** 1120mm **168** 1680mm	**MO** 2900lm	**OC** Comfort	**8** 80	**30** 3000K **40** 4000K	**N** ON/OFF **D** DALI	**B** Black 02 **W** White 02
F53	**SF**	**112**	**MO**	**OP**	**8**	**30**	**N**	**W**

IP 42 · CLASE I · 650º · 1-25 mm · IK 07 · PC DIFUSER · Group 0 EN 62471 · UGR <19 · AI · 1-10V · PUSH · lm · K · WB · CRI · TW · L · INFO

+ FAMILY PRESENTATION

FIL 50 G3 & SLIM G2

CURVA FOTOMÉTRICA PHOTOMETRIC CURVE CORUBE PHOTOMÉTRIQUE

OP

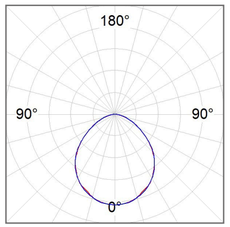

η = 100%
Imax = 414 cd/klm
UTE: 1,00D
CIE: 53 85 98 100 100

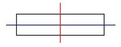

PR

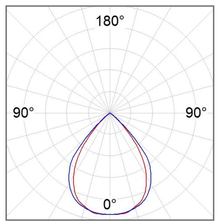

η = 100%
Imax = 707 cd/klm
UTE: 1,00A
CIE: 85 100 100 100 100

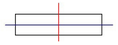

OC

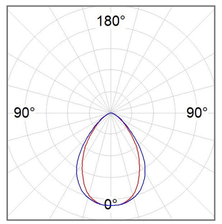

η = 100%
Imax = 645 cd/klm
UTE: 1,00B
CIE: 72 94 100 100 100

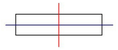

TABLA DE FLUJOS Y POTENCIA FLOW AND POWER TABLE TABLEAU DES FLUX ET PUISSANCES

FIL 50			1123mm			1683mm		
			CRI	PLUM W	LM OUT	CRI	PLUM W	LM OUT
MO	OP	3000K	80	21,5	1966	80	31,2	2994
		4000K			2085			3127
	PR	3000K			2315			3473
		4000K			2418			3627
	OC	3000K		20,1	2025		30,2	3037
		4000K			2147			3221
HO	OP	3000K		40,1	3846		59,1	5769
		4000K			4030			6045
	PR	3000K			4448			6672
		4000K			4660			6990

FIL 50 SLIM			1120mm			1680mm		
			CRI	PLUM W	LM OUT	CRI	PLUM W	LM OUT
MO	OC	3000K	80	20,3	2268	80	29,3	3402
		4000K			2410			3615

ACCESORIOS ACCESSORIES ACCESSOIRES

SURFACE & RECESSED



Surface



Recessed

PERFIL Y TAPA ERSONALIZADA
PROFILE AND COVER PERSONNALIZED
PROFIL ET EMBOUT PERSONNALISÉE

REF.	INSTAL.	COLOR
F5PRSUX/MMG	Surface	●
F5PRSUX/MMW	Surface	○
F5PRREX/MMG	Recessed	●
F5PRREX/MMW	Recessed	○
F5COX/MMG		●
F5COX/MMW		○



Surface



Recessed

DIFUSOR DE POLICARBONATO OPAL MAX. 3M
OPAL POLYCARBONATE DIFF USER MAX. 3M
DIFFUSEUR EN POLYCARBONATE OPAL MAX. 3M

REF.	COLOR
F5DIX/MMOP	○



Surface



Recessed

UNIÓN CODO PARED 90º
90º WALL CORNER JOINT
UNION COUDE POUR MUR 90º

REF.	INSTAL.	COLOR
F5SFVCG	Surface	●
F7SFVCW	Surface	○
F5REHCG	Recessed	●
F5SUHCW	Surface	○



Surface



Recessed

TAPA FINAL
END COVER
EMBOUT FINAL

REF.	INSTAL.	COLOR
F5SUECG	Surface	●
F5SUECW	Surface	○
F5REECG	Recessed	●
F5REECW	Recessed	○

SURFACE



TAPA FINAL GIRATORIA SURFACE
REVOLVING END COVER REVOLVING SURFACE
JONCTION FINAL GIRATOIRE SURFACE

REF.	COLOR
F5JOROEDG	●
F5JOROEDW	○



TAPA INTERMEDIA GIRATORIA SURFACE
REVOLVING INTERME. COVER REVOLVING SURFACE
JONCTION INTERMÉDIAIRE GIRATOIRE SURFACE

REF.	COLOR
F5JOROIDG	●
F5JOROIDW	○

FIXATIONS SLIM



FIJACIONES PARA UNIÓN 2 UNIT/REF.
FIXINGS FOR JOINT 2 UNIT/REF.
FIXATIONS POUR UNION 2 UNIT/REF.

REF.
F52SLJO



ACC. LAMAS - CUSTOM

REF.
F52SLFX

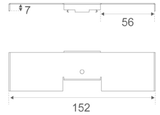

FIXATIONS



FIJACIONES PARA UNIÓN 2 UNIT/REF.
FIXINGS FOR JOINT 2 UNIT/REF.
FIXATIONS POUR UNION 2 UNIT/REF.

REF.	INSTAL.
F5JO	Surface & Recessed



SOPORTE PARED 2 UNIT/REF.
WALL BRACKET 2 UNIT/REF.
SUPPORT MURAL 2 UNIT/REF.

REF.	COLOR
F5FX75G	●
F5FX75W	○



SOPORTE PERPINDICULAR PARED
PERPENDICULAR WALL BRACKET
SUPPORT MURAL PERPENDICULAIRE

REF.
F5PRFXGR

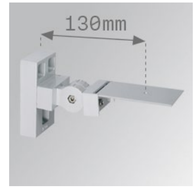

SOPORTE AJUSTABLE PARED 2 UNIT/REF.
WALL BRACKET ADJUSTABLE 2 UNIT/REF.
SUPPORT MURAL ORIENTABLE 2 UNIT/REF.

REF.	COLOR
ARRO13G	●
ADRD170B	○



PULSERA ELECTROESTÁTICA
DISPOSABLE WRIST STRAP
BRACELET ÉLECTROSTATIQUE

REF.
ELWRST

ACCESORIOS ACCESSORIES ACCESSOIRES

SUSPENSIONS



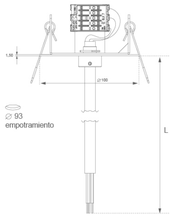

FLORON RECESSED BASIC
RECESSED BASIC CEILING ROSE
FLEURON RECESSED BASIC

REF.	H(mm)	COLOR
SUCAREBA1500NB	1500	●
SUCAREBA1500NW	1500	○
SUCAREBA3000NB	3000	●
SUCAREBA3000NW	3000	○
DALI		
SUCAREBA1500DB	1500	●
SUCAREBA1500DW	1500	○
SUCAREBA3000DB	3000	●
SUCAREBA3000DW	3000	○



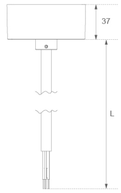

FLORON SURFACE BASIC
SURFACE BASIC CEILING ROSE
FLEURON SURFACE BASIC

REF.	H(mm)	COLOR
SUCASFBA1500NB	1500	●
SUCASFBA1500NW	1500	○
SUCASFBA3000NB	3000	●
SUCASFBA3000NW	3000	○
DALI		
SUCASFBA1500DB	1500	●
SUCASFBA1500DW	1500	○
SUCASFBA3000DB	3000	●
SUCASFBA3000DW	3000	○





ANCLAJE DESDE EL EXTREMO
QUICK ANCHORAGE
ANCRAGE PAR L'EXTRÉMITÉ

CABLE DE ACERO REGULABLE
HEIGHT-ADJUSTABLE STEEL CABLE
CÂBLE EN ACIER RÉGLABLE

REF.	H(mm)	COLOR
F42SUWIDE1500G	1500	●
F42SUWIDE3000G	3000	●



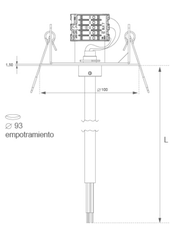

FLORON RECESSED DECO
RECESSED DECO CEILING ROSE
FLEURON RECESSED DECO

REF.	H(mm)	COLOR
SUCAREBA1500NB	1500	●
SUCAREBA1500NW	1500	○
SUCAREBA3000NB	3000	●
SUCAREBA3000NW	3000	○
DALI		
SUCAREBA1500DB	1500	●
SUCAREBA1500DW	1500	○
SUCAREBA3000DB	3000	●
SUCAREBA3000DW	3000	○



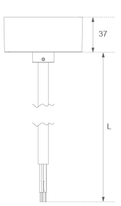

FLORON SURFACE DECO
SURFACE DECO CEILING ROSE
FLEURON SURFACE DECO

REF.	H(mm)	COLOR
SUCASFDE1500NB	1500	●
SUCASFDE1500NW	1500	○
SUCASFDE3000NB	3000	●
SUCASFDE3000NW	3000	○
DALI		
SUCASFDE1500DB	1500	●
SUCASFDE1500DW	1500	○
SUCASFDE3000DB	3000	●
SUCASFDE3000DW	3000	○



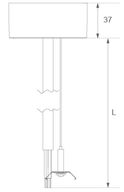

ANCLAJE DESDE EL EXTREMO
QUICK ANCHORAGE
ANCRAGE PAR L'EXTRÉMITÉ

CONEXIÓN ELECTROMECÁNICA (3 O 5XØ1,5)
ELECTROMECHANICAL CONNECTION (3 OR 5XØ1,5)
CONNEXION ÉLECTROMECANIQUE (3 OU 5XØ1,5)

REF.	H(mm)	COLOR
F42SUCAEMF1500NB	1500	●
F42SUCAEMF1500NW	1500	○
F42SUCAEMF3000NB	3000	●
F42SUCAEMF3000NW	3000	○
DALI		
F42SUCAEMF1500DB	1500	●
F42SUCAEMF1500DW	1500	○
F42SUCAEMF3000DB	3000	●
F42SUCAEMF3000DW	3000	○



FIL 70

When a luminaire adapts to any space, you have succeeded in giving the product a quality that makes it more valuable: versatility. With a minimalist design, Fil 70 covers a wide range of applications with direct and indirect lighting options, low glare models, asymmetric light distributions and various mounting options.

EPD®

Fil 35
Fil 45
Fil 50
Fil 70
Fil 120

+ GENERIC FIL FAMILY

+ TECHNICAL INFORMATION

FUNCTIONALITY AND AMBIENCE

A broad range of optical solutions and integrated light distributions in the same luminaire, including direct and indirect lighting, achieving a dual effect for the Fil suspended installation.
Designed for areas where ceilings are to be avoided or where less visual fatigue is required, such as work areas and offices, where high contrast and glare must be minimised.



CONFIGURABLE GEOMETRIES

Fil 70 allows the configuration of continuous lines through joints and the creation of special geometries using 90° L-shaped corners.



MODELOS MODELS MODÈLES	**FIL 70**	**FIL 70 TECH**	**FIL 70 CORNER**
INSTALACIÓN INSTALLATION	Suspended Surface Recessed	Suspended Surface Recessed	Surface Recessed
FORMATO/ DIMENSIONES FORMAT/ DIMENSIONS	1162mm 1743mm	1000mm 2000mm	Horizontal Corner
LM LED	**Low Output (LO)** 2200lm **Medium Output (MO)** 3300lm **High Output (HO)** 3888lm	**Low Output (LO)** 1600lm **Medium Output (MO)** 3200lm **High Output (HO)** 6400lm	**Low Output (LO)** 2200lm **High Output (HO)** 3800lm
IRC CRI	80	80	80
ÓPTICA OPTICS OPTIQUES	Opal Comfort	Tech	Opal
TEMPERATURA DE COLOR COLOR TEMPERATURE TEMPÉRATURE DE COULEUR	3000K 4000K	3000K 4000K	3000K 4000K
EQUIPO GEAR ALIMENTATION	ON/OFF DALI	ON/OFF DALI	ON/OFF DALI
POTENCIA POWER POUVOIR	17W - 41W	12W - 42W	17W - 41W
ACABADOS LUMINARIA LUMINAIRE FINISHES FINITION DES LUMINAIRES	White 02 Grey 01	White 02 Grey 01	White 02 Grey 01

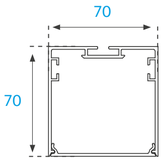

SURFACE (SF)

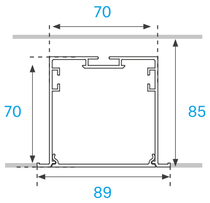

RECESSED (RE)

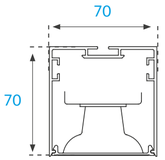

TECH SYMMETRIC SURFACE (SF)

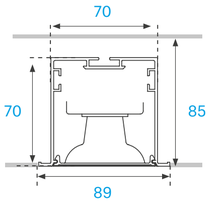

TECH SYMMETRIC RECESSED (RE)

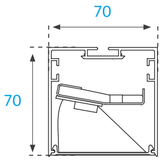

TECH ASYMMETRIC SURFACE (SF)

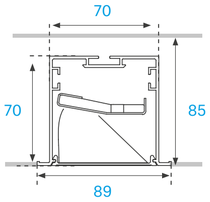

TECH ASYMMETRIC RECESSED (RE)

+ GENERIC FIL FAMILY

+ TECHNICAL INFORMATION

Fil 70

/TECHNICAL *information*

+ FAMILY PRESENTATION

FIL 70



OPAL COMFORT TECH

DIMENSIONES DIMENSIONS

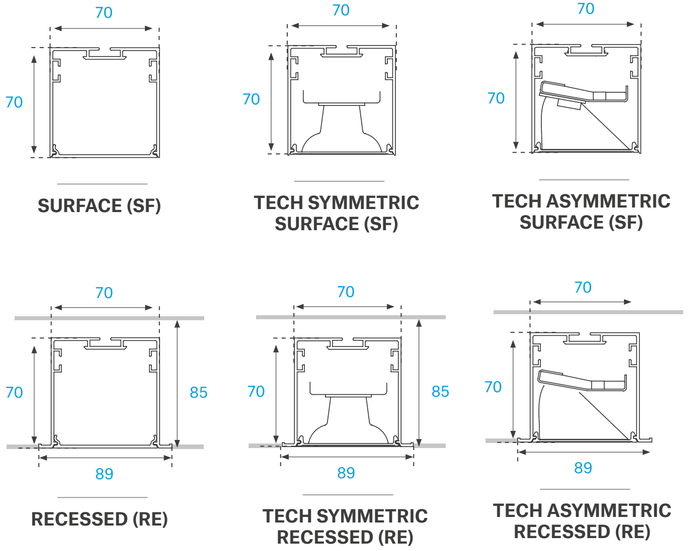

TABLA DE CONFIGURACIÓN CONFIGURATION TABLE TABLE DE CONFIGURATION

Crea el código de la referencia a partir de la información técnica. Create reference code from the technical information. Crée le code de référence à partir des informations techniques.

FAMILIA FAMILY FAMILLE		INSTALACIÓN INSTALLATION		FORMATO FORMAT		Lm LED/m		ÓPTICA OPTICS OPTIQUE		IRC CRI		K		EQUIPO GEAR ALIMENTATION		ACABADOS FINISHES FINITIONS	
F71	Fil 70	**SF**	Surface	**120**	1162mm	**LO**	2200lm	**OP**	Opal	**8**	80	**30**	3000K	**N**	ON/OFF	**W**	White 02
		RE	Recessed	**170**	1743mm	**HO**	3800lm					**40**	4000K	**D**	DALI	**G**	Grey 01
								PR	Prismatic					**D**	DALI		
				100	1000mm	**LO**	1600lm	**TS**	Tech Sym					**N**	ON/OFF		
						MO	3200lm	**TA**	Tech Asym					**D**	DALI		
				200	2000mm	**MO**	3200lm										
						HO	6400lm										
		SU	Suspended	**120**	1162mm	**MO**	3300lm	**IO**	Dir-Ind Opal					**N**	ON-OFF		
				170	1743mm												
F71		**SF**		**120**		**LO**		**OP**		**8**		**30**		**N**		**W**	

FAMILIA FAMILY FAMILLE		FORMATO FORMAT		INSTALACIÓN INSTALLATION		Lm LED/m		ÓPTICA OPTICS OPTIQUE		IRC CRI		K		EQUIPO GEAR ALIMENTATION		ACABADOS FINISHES FINITIONS	
F71	Fil 70	**HC**	Horizontal corner	**SF**	Surface	**LO**	2200lm	**OP**	Opal	**8**	80	**30**	3000K	**N**	ON/OFF	**W**	White 02
				RE	Recessed	**HO**	3800lm					**40**	4000K			**G**	Grey 01
F71		**HC**		**SF**		**LO**		**OP**		**8**		**30**		**N**		**W**	

CE IP 42 CLASE I 650º 1-25 mm IK 05 PC DIFUSER Group 0 EN 62471 UGR <19 AI 1-10V PUSH ↑lm K WB CRI TW L INFO

FIL 70

CURVA FOTOMÉTRICA PHOTOMETRIC CURVE CORUBE PHOTOMÉTRIQUE

OP

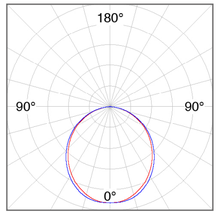

η = 100%
Imax = 370 cd/klm
UTE: 1,00E + 0,00T
CIE: 48 79 96 100 100

PR

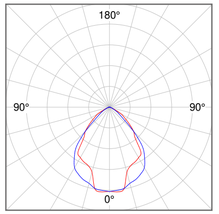

η = 100%
Imax = 614 cd/klm
UTE: 1,00C
CIE: 70 95 99 100 100

TE

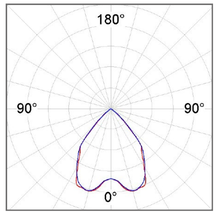

η = 100%
Imax = 716 cd/klm
UTE: 1,00A
CIE: 85 100 100 100 100

TA

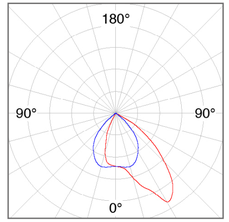

η = 100%
Imax = 938 cd/klm
UTE: 1,00B + 0,00T
CIE: 70 97 99 100 100

IO

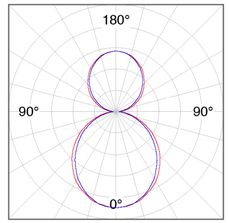

η = 100%
Imax = 224 cd/klm
UTE: 0,61E + 0,40T
CIE: 50 81 98 60 100

HC

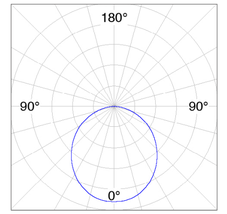

η = 100%
Imax = 368 cd/klm
UTE: 1,00E + 0,00T
CIE: 48 79 96 100 100

TABLA DE FLUJOS Y POTENCIA FLOW AND POWER TABLE TABLEAU DES FLUX ET PUISSANCES

FIL 70 DIRECT			1162mm			1743mm		
			CRI	PLUM W	LM OUT	CRI	PLUM W	LM OUT
LO	OP	3000K	80	17	1992	80	25	2988
		4000K			2143			3215
	PR	3000K			2219			3328
		4000K			2300			3450
HO	OP	3000K		28	3370		41	5055
		4000K			3545			5318
	PR	3000K			3507			5250
		4000K			3635			5452

FIL 70 DIRECT-INDIRECT			1162mm				1743mm			
			CRI	PLUM W	LM OUT		CRI	PLUM W	LM OUT	
MO	IO	3000K	80	11,1	IND	1069	80	15,8	IND	1770
		3000K		19	DIR	1806		26	DIR	2907
		4000K		11,1	IND	1244		15,8	IND	1899
		4000K		19	DIR	2101		26	DIR	3119

FIL 70 TECH			1000mm			2000mm		
			CRI	PLUM W	LM OUT	CRI	PLUM W	LM OUT
LO	TS	3000K	80	14,5	1530			
		4000K		12	1812			
	TA	3000K		12	1388			
		4000K		12	1388			
MO	TS	3000K		23,6	2400	80	26,8	3060
		4000K		21	2872		25	3060
	TA	3000K		23,6	2032		25	2776
		4000K		21	2032		25	2776
HO	TS	3000K					44,7	4800
		4000K					42	4800
	TA	3000K					42	4064
		4000K					42	4064

ACCESORIOS ACCESSORIES ACCESSOIRES

SURFACE, RECESSED & SUSPENDED



Surface



Recessed

PERFIL Y TAPA ERSONALIZADA
PROFILE AND COVER PERSONNALIZED
PROFIL ET EMBOUT PERSONNALISÉE

REF.	INSTAL.	COLOR
F7PRSUX/MMG	Surface	●
F7PRSUX/MMW	Surface	○
F7COSUX/MMG	Surface	●
F7COSUX/MMW	Surface	○
F7PRREX/MMG	Recessed	●
F7PRREX/MMW	Recessed	○
F7COSUX/MMG	Recessed	●
F7COSUX/MMW	Recessed	○



Surface

UNIÓN CODO PARED 90º
90º WALL CORNER JOINT
UNION COUDE POUR MUR 90º

REF.	INSTAL.	COLOR
F7SFVCG	Surface	●
F7SFVCW	Surface	○



Surface

DIFUSOR DE POLICARBONATO OPAL MAX. 3M
OPAL POLYCARBONATE DIFF USER MAX. 3M
DIFFUSEUR EN POLYCARBONATE OPAL MAX. 3M

REF.	COLOR
F7DIX/MMOP	○



Suspended

CODO 90º CON DIFUSOR POLICARBONATO
90º ELBOW WITH POLYCARBONATE DIFFUSER
COUDE 90º AVEC DIFFUSEUR EN POLYCARBONATE

REF.	INSTAL.	COLOR
F7SUHCG	Suspended	●
F7SUHCW	Suspended	○
F7REHCG	Recessed	●
F7REHCW	Recessed	○



Recessed



Recessed

UNIÓN CODO 90º
90º WALL JOINT
UNION COUDE 90º

REF.	INSTAL.	COLOR
F7TEREHCG	Recessed	●
F7TEREHCW	Recessed	○
F7TESUHCG	Suspended	●
F7TESUHCW	Suspended	○



Suspended



Surface

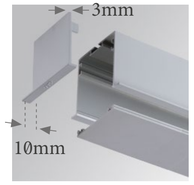

Recessed

TAPA FINAL
END COVER
EMBOUT FINAL

REF.	INSTAL.	COLOR
F7SUECG	Surface	●
F7SUECW	Surface	○
F7REECG	Recessed	●
F7REECW	Recessed	○

FIXATIONS



FIJACIONES PARA UNIÓN 2 UNIT/REF.
FIXINGS FOR JOINT 2 UNIT/REF.
FIXATIONS POUR UNION 2 UNIT/REF.

REF.	INSTAL.
F7JO	Surface & Recessed

ACCESORIES



SOFT TECH OPAL 3 UNIDADES/REF..
SOFT TECH OPAL 3 UNIT/REF.
SOFT TECH OPALE 3 UNITÉ/RÉF.

REF.	Lmm	Unit
DIOPST1000	1000 2000	1 2



PULSERA ELECTROESTÁTICA
DISPOSABLE WRIST STRAP
BRACELET ÉLECTROSTATIQUE

REF.
ELWRST

ACCESORIOS ACCESSORIES ACCESSOIRES

SUSPENSIONS



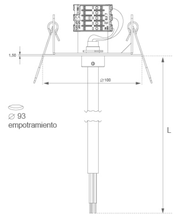

FLORON RECESSED BASIC
RECESSED BASIC CEILING ROSE
FLEURON RECESSED BASIC

REF.	H(mm)	COLOR
SUCAREBA1500NB	1500	●
SUCAREBA1500NW	1500	○
SUCAREBA3000NB	3000	●
SUCAREBA3000NW	3000	○
DALI		
SUCAREBA1500DB	1500	●
SUCAREBA1500DW	1500	○
SUCAREBA3000DB	3000	●
SUCAREBA3000DW	3000	○



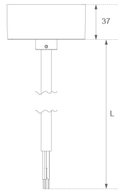

FLORON SURFACE BASIC
SURFACE BASIC CEILING ROSE
FLEURON SURFACE BASIC

REF.	H(mm)	COLOR
SUCASFBA1500NB	1500	●
SUCASFBA1500NW	1500	○
SUCASFBA3000NB	3000	●
SUCASFBA3000NW	3000	○
DALI		
SUCASFBA1500DB	1500	●
SUCASFBA1500DW	1500	○
SUCASFBA3000DB	3000	●
SUCASFBA3000DW	3000	○





ANCLAJE DESDE EL EXTREMO
QUICK ANCHORAGE
ANCRAGE PAR L'EXTRÉMITÉ

CABLE DE ACERO REGULABLE
HEIGHT-ADJUSTABLE STEEL CABLE
CÂBLE EN ACIER RÉGLABLE

REF.	H(mm)	COLOR
F42SUWIDE1500G	1500	●
F42SUWIDE3000G	3000	●



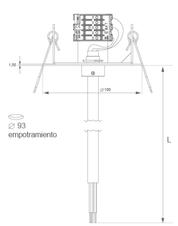

FLORON RECESSED DECO
RECESSED DECO CEILING ROSE
FLEURON RECESSED DECO

REF.	H(mm)	COLOR
SUCAREBA1500NB	1500	●
SUCAREBA1500NW	1500	○
SUCAREBA3000NB	3000	●
SUCAREBA3000NW	3000	○
DALI		
SUCAREBA1500DB	1500	●
SUCAREBA1500DW	1500	○
SUCAREBA3000DB	3000	●
SUCAREBA3000DW	3000	○



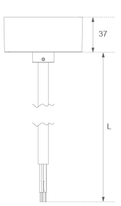

FLORON SURFACE DECO
SURFACE DECO CEILING ROSE
FLEURON SURFACE DECO

REF.	H(mm)	COLOR
SUCASFDE1500NB	1500	●
SUCASFDE1500NW	1500	○
SUCASFDE3000NB	3000	●
SUCASFDE3000NW	3000	○
DALI		
SUCASFDE1500DB	1500	●
SUCASFDE1500DW	1500	○
SUCASFDE3000DB	3000	●
SUCASFDE3000DW	3000	○



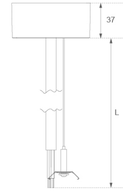

ANCLAJE DESDE EL EXTREMO
QUICK ANCHORAGE
ANCRAGE PAR L'EXTRÉMITÉ

CONEXIÓN ELECTROMECÁNICA (3 O 5XØ1,5)
ELECTROMECHANICAL CONNECTION (3 OR 5XØ1,5)
CONNEXION ÉLECTROMECANIQUE (3 OU 5XØ1,5)

REF.	H(mm)	COLOR
F42SUCAEMF1500NB	1500	●
F42SUCAEMF1500NW	1500	○
F42SUCAEMF3000NB	3000	●
F42SUCAEMF3000NW	3000	○
DALI		
F42SUCAEMF1500DB	1500	●
F42SUCAEMF1500DW	1500	○
F42SUCAEMF3000DB	3000	●
F42SUCAEMF3000DW	3000	○

Fil 120

/TECHNICAL *information*

FIL 120



OPAL

DIMENSIONES DIMENSIONS

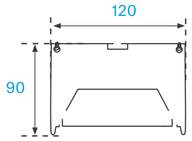

TABLA DE CONFIGURACIÓN CONFIGURATION TABLE TABLE DE CONFIGURATION

Crea el código de la referencia a partir de la información técnica. Create reference code from the technical information. Crée le code de référence à partir des informations techniques.

FAMILIA FAMILY FAMILLE		INSTALACIÓN INSTALLATION		FORMATO FORMAT		Lm LED/m		ÓPTICA OPTICS OPTIQUE		IRC CRI		K		EQUIPO GEAR ALIMENTATION		ACABADOS FINISHES FINITIONS	
F121	Fil 120	**SF** **RE**	Surface Recessed	**12** **17**	1162mm 1743mm	**HO**	6500lm	**OP**	Opal	**8**	80	**30** **40**	3000K 4000K	**N** **D**	ON/OFF DALI	**W** **G**	White 02 Grey 01
F121		**SF**		**12**		**HO**		**OP**		**8**		**30**		**N**		**W**	

CURVA FOTOMÉTRICA PHOTOMETRIC CURVE CORUBE PHOTOMÉTRIQUE

OP

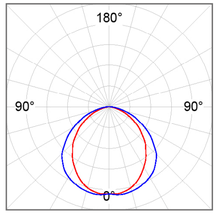

η = 56%
Imax = 213 cd/klm
UTE: 0,56D
CIE: 51 83 98 100 56

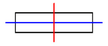

TABLA DE FLUJOS Y POTENCIA FLOW AND POWER TABLE TABLEAU DES FLUX ET PUISSANCES

FIL 120			1162mm			1743mm		
			CRI	PLUM W	LM OUT	CRI	PLUM W	LM OUT
HO	**OP**	3000K	80	49,2	5090	80	71,7	7735
		4000K			5437			8156

CE IP 42 CLASE I AI 650º PC DIFUSER Group 0 EN 62471 IK 06 1-10V PUSH ↑lm K WB CRI TW L INFO

ACCESORIOS ACCESSORIES ACCESSOIRES

SURFACE & RECESSED



Surface



Recessed

PERFIL Y TAPA ERSONALIZADA
PROFILE AND COVER PERSONNALIZED
PROFIL ET EMBOUT PERSONNALISÉE

REF.	INSTAL.	COLOR
F12PRSUX/MMG	Surface	●
F12PRSUX/MMW	Surface	○
F12COX/MMG	Surface	●
F12COX/MMW	Surface	○
F12PRREX/MMG	Recessed	●
F12PRREX/MMW	Recessed	○
F12COX/MMG	Recessed	●
F12COX/MMW	Recessed	○



Surface



Recessed

TAPA FINAL DE ALUMINIO
ALUMINIUM END COVER
COUVERCLE D'EXTRÉMITÉ EN ALUMINIUM

REF.	INSTAL.	COLOR
F12SUECG	Surface	●
F12SUECW	Surface	○
F12REECG	Recessed	●
F12REECW	Recessed	○



Recessed



Surface

UNIÓN CODO 90º
90º WALL JOINT
UNION COUDE 90º

REF.	INSTAL.	COLOR
F12REHCG	Recessed	●
F12REHCW	Recessed	○
F12SUHCG	Surface	●
F12SUHCW	Surface	○

SURFACE



TAPA FINAL GIRATORIA
END ROTATING COVER
COUVERCLE ROTATIVE D'EXTRÉMITÉ

REF.	COLOR
F12JOROEDG	●
F12JOROEDW	○



TAPA INTERMEDIA GIRATORIA
ROTATING INTERMEDIATE COVER
COUVERCLE INTERMÉDIAIRE TOURNANT

REF.	COLOR
F12JOROEDG	●
F12JOROEDW	○



DIFUSOR DE POLICARBONATO OPAL MAX. 3M
OPAL POLYCARBONATE DIFF USER MAX. 3M
DIFFUSEUR EN POLYCARBONATE OPAL MAX. 3M

REF.	COLOR
F12DIX/MMOP	○



UNIÓN CODO PARED 90º
90º WALL CORNER JOINT
UNION COUDE POUR MUR 90º

REF.	INSTAL.	COLOR
F12SFVCG	Surface	●
F12SFVCW	Surface	○



UNIÓN CRUZ
CROSS UNION
UNION CROISÉE

REF.	COLOR
F12SUXJG	●
F12SUXJW	○



UNIÓN "T"
"T" UNION
UNION "T"

REF.	COLOR
F12SUTJG	●
F12SUTJW	○

ACCESORIOS ACCESSORIES ACCESSOIRES

SUSPENSIONS



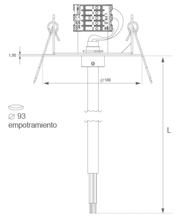

FLORON RECESSED BASIC
RECESSED BASIC CEILING ROSE
FLEURON RECESSED BASIC

REF.	H(mm)	COLOR
SUCAREBA1500NB	1500	●
SUCAREBA1500NW	1500	○
SUCAREBA3000NB	3000	●
SUCAREBA3000NW	3000	○
DALI		
SUCAREBA1500DB	1500	●
SUCAREBA1500DW	1500	○
SUCAREBA3000DB	3000	●
SUCAREBA3000DW	3000	○



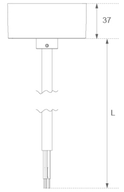

FLORON SURFACE BASIC
SURFACE BASIC CEILING ROSE
FLEURON SURFACE BASIC

REF.	H(mm)	COLOR
SUCASFBA1500NB	1500	●
SUCASFBA1500NW	1500	○
SUCASFBA3000NB	3000	●
SUCASFBA3000NW	3000	○
DALI		
SUCASFBA1500DB	1500	●
SUCASFBA1500DW	1500	○
SUCASFBA3000DB	3000	●
SUCASFBA3000DW	3000	○





ANCLAJE DESDE EL EXTREMO
QUICK ANCHORAGE
ANCRAGE PAR L'EXTRÉMITÉ

CABLE DE ACERO REGULABLE
HEIGHT-ADJUSTABLE STEEL CABLE
CÂBLE EN ACIER RÉGLABLE

REF.	H(mm)	COLOR
F52SUWIDE1500G	1500	●
F52SUWIDE3000G	3000	●



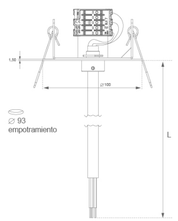

FLORON RECESSED DECO
RECESSED DECO CEILING ROSE
FLEURON RECESSED DECO

REF.	H(mm)	COLOR
SUCAREDE1500NB	1500	●
SUCAREDE1500NW	1500	○
SUCAREDE3000NB	3000	●
SUCAREDE3000NW	3000	○
DALI		
SUCAREDE1500DB	1500	●
SUCAREDE1500DW	1500	○
SUCAREDE3000DB	3000	●
SUCAREDE3000DW	3000	○



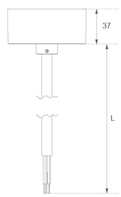

FLORON SURFACE DECO
SURFACE DECO CEILING ROSE
FLEURON SURFACE DECO

REF.	H(mm)	COLOR
SUCASFDE1500NB	1500	●
SUCASFDE1500NW	1500	○
SUCASFDE3000NB	3000	●
SUCASFDE3000NW	3000	○
DALI		
SUCASFDE1500DB	1500	●
SUCASFDE1500DW	1500	○
SUCASFDE3000DB	3000	●
SUCASFDE3000DW	3000	○



SUSPENCIÓN ELECTROMECÁNICA DE DOS CABLES ACERO
ELECTROMECHANICAL SUSPENSION OF TWO STEEL CABLES
SUSPENSION ÉLECTROMÉCANIQUE DE DEUX CÂBLES D'ACIER

REF.	H(m)	COLOR
SUEM2W3000NG	max. 3	●
SUEM2W3000NW	max.3	○



DOS CABLES ACERO
TWO STEEL CABLES
DEUX CÂBLES D'ACIER

REF.	H(m)	COLOR
SU2W3000NG	max. 3	●
SU2W3000NW	max.3	○

Fine LED

/TECHNICAL *information*

FINE LED STRIP IP20/65

DIMENSIONES DIMENSIONS



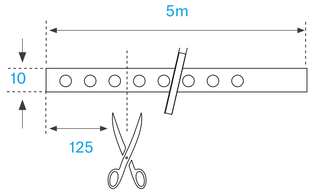

TABLA DE CONFIGURACIÓN CONFIGURATION TABLE TABLE DE CONFIGURATION

Crea el código de la referencia a partir de la información técnica. Create reference code from the technical information. Crée le code de référence à partir des informations techniques.

FAMILIA FAMILY FAMILLE	INSTALACIÓN INSTALLATION	FORMATO FORMAT	Lm LED	IP	IRC CRI	K	EQUIPO GEAR ALIMENTATION
F2 Fine Led Strip	**SF** Surface	**500** 500mm	**LO** 1500lm	**20** IP20 **65** IP65	**8** 80 **9** 90	**27** 2700K **30** 3000K **40** 4000K **TW** Tunable White	**0** Not included
F2	**SF**	**500**	**LO**	**20**	**8**	**30**	**0**

CURVA FOTOMÉTRICA PHOTOMETRIC CURVE CORUBE PHOTOMÉTRIQUE

IP20

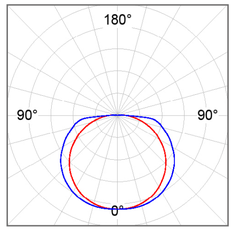

η = 100%
Imax = 254 cd/klm
UTE: 0,98G + 0,02T
CIE: 40 69 90 98 100

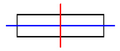

IP65

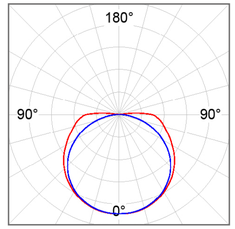

η = 100%
Imax = 265 cd/klm
UTE: 0,97G + 0,03T
CIE: 40 69 89 97 100

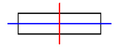

TABLA DE FLUJOS Y POTENCIA FLOW AND POWER TABLE TABLEAU DES FLUX ET PUISSANCES

FINE LED STRIP		5m			1m		
		CRI	PLUM W	LM OUT	CRI	PLUM W	LM OUT
LO	2700K	80	48	7535	80	9,6	1507
	3000K			7710			1542
	4000K			8095			1619
	TW	90		3815	90		763

ESQUEMA SCHEME SCHEME

Esquema On/Off

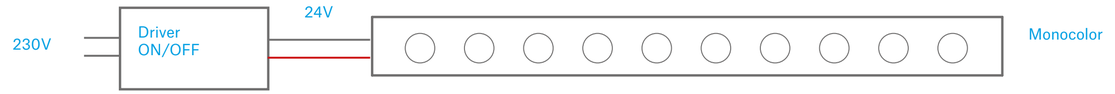

DRV2010024N / DRV206024N / DRV202024N / DRV688024N / DRV6710024N

Esquema DALI

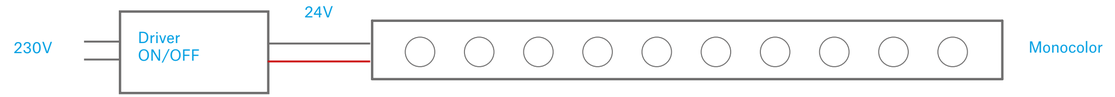

DRV2010024D / DRV6710024N

Esquema Dimming

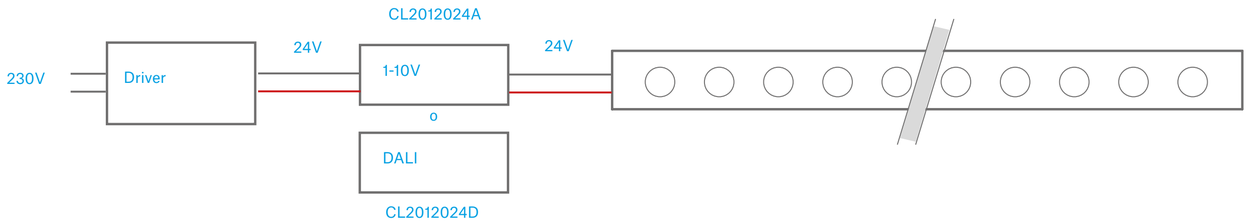

ACCESORIOS ACCESSORIES ACCESSOIRES



DIFUSOR DE POLICARBONATO OPAL
OPAL POLYCARBONATE DIFFUSER
DIFFUSEUR EN POLYCARONATE OPALE

REF.	L
FIDI2000OP	2m



DIFUSOR DE POLICARBONATO TRANSPARENTE
TRANSPARENT POLYCARBONATE DIFFUSER
DIFFUSEUR EN POLYCARONATE TRANSPARENT

REF.	L
FIDI2000TR	2m



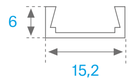

PERFIL Y TAPAS SUPERFICIE 6mm
PROFILE AND COVERS SURFACE 6mm
PROFILÉS ET COUVERTURES SURFACE 6mm

REF.		L
FIPRSU062000N	●	2m
FISUEC060HG	○	-
FISUEC061HG	○	-



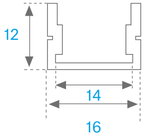

PERFIL Y TAPAS SUPERFICIE 12mm
PROFILE AND COVERS SURFACE 12mm
PROFILÉS ET COUVERTURES SURFACE 12mm

REF.		L
FIPRSU1222000N	●	2m
FISUEC120HG	○	-
FISUEC1261HG		-



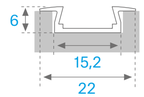

PERFIL Y TAPAS EMPOTRAR 6mm
PROFILE AND COVERS RECESSED 6mm
PROFILÉS ET COUVERTURES ENCASTRE 6mm

REF.		L
FIPRRE062000N	●	2m
FIREEC060HG	○	-
FIREEC061HG	○	-



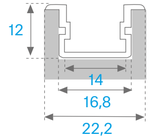

PERFIL Y TAPAS EMPOTRAR 12mm
PROFILE AND COVERS RECESSED 12mm
PROFILÉS ET COUVERTURES ENCASTRE 12mm

REF.		L
FIPRRE122000N	●	2m
FIREEC120HG	○	-
FIREEC121HG	○	-



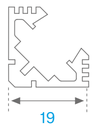

PERFIL Y TAPAS EMPOTRAR 12mm
PROFILE AND COVERS RECESSED 12mm
PROFILÉS ET COUVERTURES ENCASTRE 12mm

REF.		L
FICOSU452000N	●	2m
FISUEC450HG	○	-
FISUEC451HG	○	-



GRAPA SUJECIÓN PERFIL INCLINACIÓN 45º (1 UNI./REF.)
PROFILE CLAMP 45º INCLINATION (1 UNIT /REF.)
PINCE PROFILÉE 45º D'INCLINAISON (1 PC / RÉF.)

REF.
FISUBR45



PULSERA ELECTROESTÁTICA
ELECTROSTATIC BRACELET
BRACELET ÉLECTROSTATIQUE

REF.
ELWRST



TAPA FINAL
END COVER
COUVERCLE D'EXTRÉMITÉ



GRAPA SUJECIÓN PERFIL DE SUPERFICIE (1 UNI./REF.)
SURFACE PROFILE CLAMP (1 UNIT /REF.)
PINCE POUR PROFIL DE SURFACE (1 PC / RÉF.)

REF.
FISUBR

FINE CURVE

DIMENSIONES DIMENSIONS



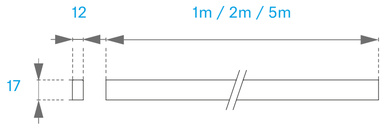

TABLA DE CONFIGURACIÓN CONFIGURATION TABLE TABLE DE CONFIGURATION

Crea el código de la referencia a partir de la información técnica. Create reference code from the technical information. Crée le code de référence à partir des informations techniques.

FAMILIA FAMILY FAMILLE		**FORMATO** FORMAT		**LM LED**		**IP**		**ÓPTICA** OPTICS OPTIQUE		**IRC** CRI		**K**		**EQUIPO** GEAR ALIMENTATION		**ACABADOS** FINISHES FINITIONS	
FC2	Fine Curve	**100** **200** **500**	1000mm 2000mm 5000mm	**LO**	500lm	**67**	IP67	**OP**	Opal	**9**	90	**27** **30** **40**	2700K 3000K 4000K	**0**	Not included	**W**	White 02
FC2		**100**		**LO**		**67**		**OP**		**9**		**30**		**0**		**W**	

CURVA FOTOMÉTRICA PHOTOMETRIC CURVE CORUBE PHOTOMÉTRIQUE

OP

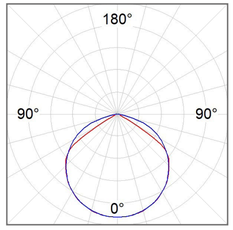

η = 100%
Imax = 370 cd/klm
UTE: 1,00D
CIE: 51 87 99 100 100

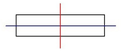

TABLA DE FLUJOS Y POTENCIA FLOW AND POWER TABLE TABLEAU DES FLUX ET PUISSANCES

FINE CURVE		1000mm			2000mm			5000mm		
		CRI	**PLUM W**	**LM OUT**	**CRI**	**PLUM W**	**LM OUT**	**CRI**	**PLUM W**	**LM OUT**
OP	2700K	90	10	410	90	20	820	90	50	2050
	3000K			420			840			2100
	4000K			450			900			2250

ACCESORIOS ACCESSORIES ACCESSOIRES



GRAPA SUJECIÓN PERFIL DE SUPERFICIE (1 UNI./REF.)
SURFACE PROFILE CLAMP (1 UNIT /REF.)
PINCE POUR PROFIL DE SURFACE (1 PC / RÉF.)

REF.
FC1FX30G

1mt: 3 unit.
2mts: 5 unit.
5mts: 11 unit.

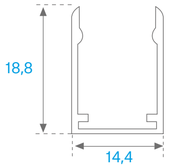



SUJECIÓN FLEXIBLE SUPERFICIE (1 UNI./REF.)
FLEXIBLE CLAMPING SURFACE (1 UNIT /REF.)
SURFACE DE SERRAGE FLEXIBLE (1 PC / RÉF.)

REF.
FCFX500W

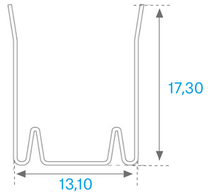



FUENTE DE ALIMENTACIÓN LED Driver
LED DRIVER POWER SUPPLY
ALIMENTATION DU PILOTE LED

W	REF.	V	IP	Reg.
60	**DRV20602430N**	24	20	ON/OFF
60	**DRV206024D**	24	20	DALI
20	**DRV202024N**	24	20	ON/OFF
80	**DRV688024N**	24	66	ON/OFF
100	**DRV2010024D**	24	20	DALI
100	**DRV6710024N**	24	67	ON/OFF
60	**DRV676024D**	24	67	DALI
75	**DRV677524N**	24	67	ON/OFF



CONECTORES 4 POLOS IP67
4-POLE CONNECTORS IP67
CONNECTEURS À 4 PÔLES IP67

REF.
CT4P67N



CONTROLADOR PARA REGULACIÓN TIRAS MONOCOLOR (PWM)
CONTROLLER FOR REGULATING SINGLE-COLOUR STRIPS (PWM)
CONTRÔLEUR POUR LA RÉGULATION BANDES UNICOLORES (PWM)

W	REF.	V	Control
120	**CL2012024A**	24	1-10V
120	**CL2012024D**	24	DALI

HANCE 48V *Details*

*The importance of **details***

A key element of the Hance family is the miniaturisation of this projector, a user-friendly product with attention to detail that ensures total integration into the most demanding spaces through a wide range of finishes. Product manufactured from recycled aluminium.

EPD®

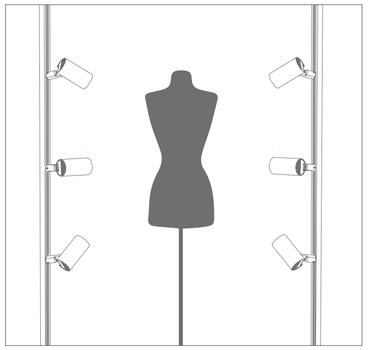

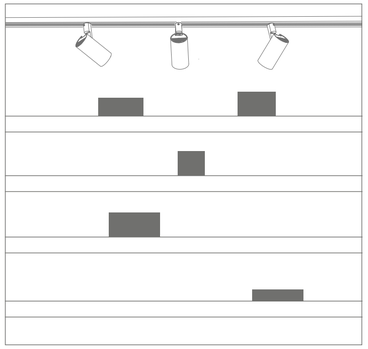



+ TECHNICAL INFORMATION



MODELOS MODELS MODÈLES	**500lm**	**1000/2000lm**
INSTALACIÓN INSTALLATION	Track	Track
LM LED	500lm	1000/2000lm
IRC CRI	80	80
ÓPTICA OPTICS OPTIQUES	SP 13º MFL 19º FL 26º	SSP 10º SP 17º MFL 23º FL 37º
TEMPERATURA DE COLOR COLOR TEMPERATURE TEMPÉRATURE DE COULEUR	2700K 3000K 4000K	2700K 3000K 4000K
EQUIPO GEAR ALIMENTATION	ON/OFF DALI	ON/OFF DALI
POTENCIA POWER POUVOIR	6,1W	9W-16,9W
ACABADOS LUMINARIA LUMINAIRE FINISHES FINITION DES LUMINAIRES	White 03 Black 03	White 03 Black 03
ACABADOS ACCESORIOS ACCESORIES FINISHES FINITION DES ACCESOIRES	White 03 Black 03 Mettalized Silver Mettalized Copper	White 03 Black 03 Mettalized Silver Mettalized Copper

+ TECHNICAL INFORMATION

Hance 48V

/TECHNICAL *information*

+ FAMILY PRESENTATION

HANCE 48V



500lm



1000/2000lm

DIMENSIONES DIMENSIONS

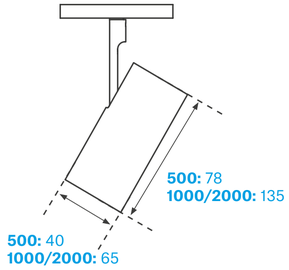

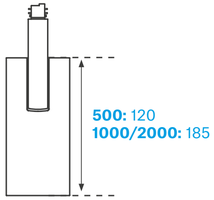

TABLA DE CONFIGURACIÓN CONFIGURATION TABLE TABLE DE CONFIGURATION

Crea el código de la referencia a partir de la información técnica. Create reference code from the technical information. Crée le code de référence à partir des informations techniques.

FAMILIA FAMILY FAMILLE	INSTALACIÓN INSTALLATION	Lm LED	ÓPTICA OPTICS OPTIQUE	IRC CRI	K	EQUIPO GEAR ALIMENTATION	ACABADOS ACC. FINISHES FINITIONS	ACABADOS FINISHES FINITIONS
HS1 Hance	**TL** Track 48V	**05** 500lm	**SP** Spot 13º **MF** Medium Flood 19º **FL** Flood 26º	**8** 80	**27** 2700K **30** 3000K **40** 4000K	**N** ON/OFF **D** DALI	**B** Black 01	**W** White 01 **B** Black 01
		10 700lm **20** 1000lm	**SS** Super Spot 10º					
		10 1000lm **20** 2000lm	**SP** Spot 17º **MF** Medium Flood 23º **FL** Flood 37º					
HS1	**TL**	**05**	**SP**	**8**	**27**	**N**	**B**	**W**

IP 20 · AI · 850º · 90º · 355º · 1-10V · LED RETAIL · CRI · INFO

HANCE 48V

CURVA FOTOMÉTRICA PHOTOMETRIC CURVE CORUBE PHOTOMÉTRIQUE

500lm

SP 13º

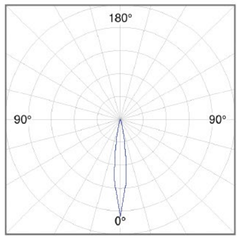

η = 99%
Imax = 10665 cd/klm
UTE:
CIE: 103 100 100 100 99



MFL 19º

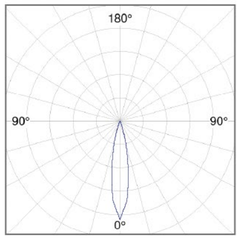

η = 100%
Imax = 6303 cd/klm
UTE:
CIE: 101 100 100 100 100



FL 26º

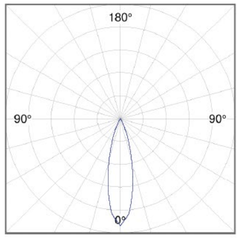

η = 100%
Imax = 3758 cd/klm
UTE:
CIE: 99 100 100 100 100



1000/2000lm

SSP 10º

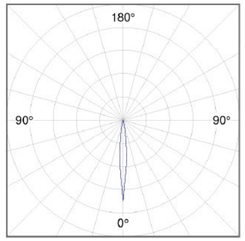

η = 99%
Imax = 17452 cd/klm
UTE:
CIE: 104 100 100 100 99



SP 17º

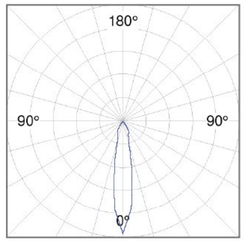

η = 100%
Imax = 4866 cd/klm
UTE:
CIE: 102 100 100 100 10



MFL 23º

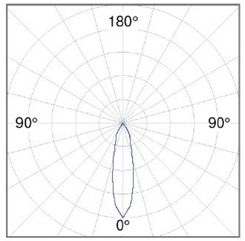

η = 100%
Imax = 3201 cd/klm
UTE:
CIE: 101 100 100 100 1(



FL 37º

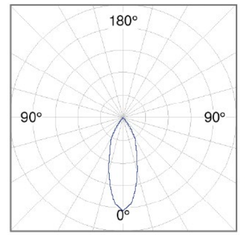

η = 100%
Imax = 2063 cd/klm
UTE:
CIE: 100 100 100 100 100



HANCE 48V

TABLA DE FLUJOS Y POTENCIA FLOW AND POWER TABLE TABLEAU DES FLUX ET PUISSANCES

HANCE 48V		500lm			700lm			1000lm			2000lm		
		CRI	PLUM W	LM OUT	CRI	PLUM W	LM OUT	CRI	PLUM W	LM OUT	CRI	PLUM W	LM OUT
SSP	2700K				80	9	498						
	3000K						605						
	4000K						700						
SP	2700K	80	6,1	314				80	9,4	928	80	16,9	1511
	3000K			314						947			1542
	4000K			339						1003			1633
MFL	2700K		6,1	330						865			1281
	3000K			330						883			1307
	4000K			356						935			1384
FL	2700K		6,1	324						955			1569
	3000K			324						974			1600
	4000K			349						1032			1695

ACCESORIOS ACCESSORIES ACCESSOIRES



DIFUSOR TRANSPARENTE
TRANSPARENT DIFUSSER
DIFFUSEUR TRANSPARENT

REF.	MODEL
HSTR50	500lm

No se puede montar en modelos SS.
Cannot be mounted on SS models.
Ne peut être monté sur les modèles SS

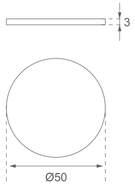



REFRACTOR PARA DISTRIBUCIÓN ELÍPTICA DE FLUJO LUMINOSO
REFRACTOR FOR ELLIPTICAL LUMINOUS FLUX DISTRIBUTION
RÉFRACTEUR DISTRIBUTION DU FLUX LUMINEUX ELLIPTIQUE

REF.	MODEL
HSEL50	500lm

LENTE SOFT
SOFT LENS
LENTILLES DOUCES

REF.	MODEL
HSSL50	500lm

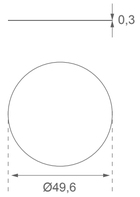







ARO DECORATIVO
DECORATIVE RING
ANNEAU DÉCORATIF

REF.	MODEL	COLOR
HSRI40W	500lm	○
HSRI40C	500lm	●
HSRI40M	500lm	●



REJILLA ANTIDESLUMBRANTE TIPO PANAL
ANTI-GLARE HONEYCOMB GRILLE
GRILLE ANTI-ÉBLOUISSEMENT EN NID D'ABEILLE

REF.	MODEL
HSHO50	500lm

No se puede montar en modelos SS.
Cannot be mounted on SS models.
Ne peut être monté sur les modèles SS

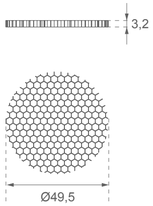



RECORTADOR DE HAZ
BEAM TRIMMER
COUPE-FLAME

REF.	MODEL
HSCU50	500lm

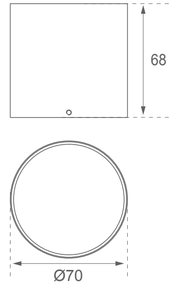



HANCE DOWNLIGHT

Endless possibilities

***High performance**, **sophisticated** style and versatility*

A recessed lighting solution that exceeds your expectations with high performance, sophisticated style and versatility. This design creates a new family of accent luminaires with a wide range of applications, based on the flexibility of retail spaces.

EPD®



+ TECHNICAL INFORMATION

HANCE BIOPHILIA *Live*



+ TECHNICAL INFORMATION



Biophilic design

Biophilic design seeks to foster the innate connection between people and nature throughout the project, helping to create healthier and more comfortable spaces through the integration of organic elements and natural materials. This practice is part of a number of standards that specialise in creating healthy spaces.

Benefits of living walls

- **Air purification.** Eliminates up to 85% of airborne toxins such as benzene, formaldehyde and trichloroethylene.
- **Thermal Insulation.** Reduces temperatures in hot weather and helps keep the inside warm in cold weather.
- **Acoustic Insulation.** Absorbs up to 10 dB of ambient noise.
- **It improves the wellbeing and comfort of users**, contributes to the creation of greener urban landscapes and has a positive impact on biodiversity, climate change and the reduction of the urban heat island effect.



Biophilia: an innate psychological attraction to the living and vital.

Optimised light spectrum for illuminating plants

- Full Spectrum light distribution
- CRI up to 85
- CCT (approximate) 2700 K
- Lighting option for “Vegetative Growth” or “Generative Growth (Flowering)”
- Flux: Up to177 mol/s *
- Efficiency: 2.7 mol/J *
- Lighting distribution: FL (37º), MFL (24º), Elliptical

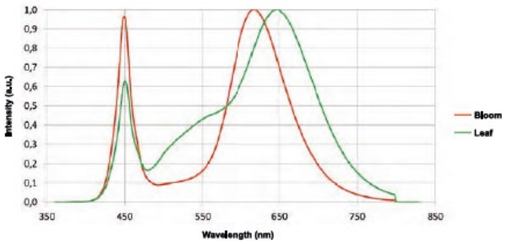



Consult other models compatible with plant ecosystem lighting, such as linear or high-mounted luminaires.



Kombic



Stormbell 80



Fil



Imag

+ TECHNICAL INFORMATION

INTEGRATED MODEL

With 355° rotation and 0° to 30° tilt, ideal for applications requiring discreet integration into the space.



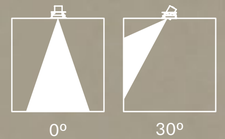

SEMI-RECESSED MODEL

With 355° rotation and 0° to 85° tilt, suited to applications needing greater light direction precision. Perfect for shelf lighting where uniformity across the vertical plane is essential.







HIGH FLUX

Downlights designed in various sizes and luminous flux options, from 975 lm to 4,100 lm (real).





LIGHTING VARIETY AND ACCESSORIES

- Maximum energy efficiency, up to 127 lm/W.
- Available in a range of colour temperatures and high colour rendering.
- Beam angles: super spot (10º), spot (20º), medium flood (25º) y flood (35º).
- Interchangeable and customisable rings that allow a variety of optical accessories to be integrated.
- The body is available in black and white, fitted with an anti-glare ring.
- Wide range of lighting accessories.





+ TECHNICAL INFORMATION



MODELOS MODELS MODÈLES	**Downlight**			
INSTALACIÓN INSTALLATION	Recessed		Semi-Recessed	
LM LED	700/1000	2000/3000/4000lm	700/1000	2000/3000/4000lm
IRC CRI	90	80/90	90	80/90
ÓPTICA OPTICS OPTIQUES	SSP 10º	SP 16º MFL 23º FL 34º	SSP 10º	SP 16º MFL 23º FL 34º
TEMPERATURA DE COLOR COLOR TEMPERATURE TEMPÉRATURE DE COULEUR	○ 3000K ○ 4000K		○ 3000K ○ 4000K	
EQUIPO GEAR ALIMENTATION	ON/OFF DALI		ON/OFF DALI	
POTENCIA POWER POUVOIR	8-36W		8-36W	
ACABADOS LUMINARIA LUMINAIRE FINISHES FINITION DES LUMINAIRES	○ White 03 ● Black 03		○ White 03 ● Black 03	

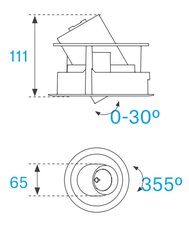

RECESSED 700/1000/2000

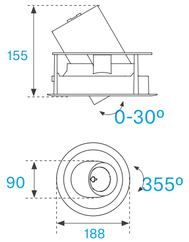

RECESSED 3000/4000

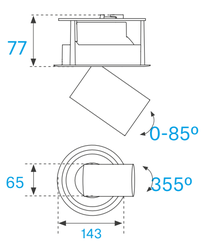

SEMI-RECESSED 700/1000/2000

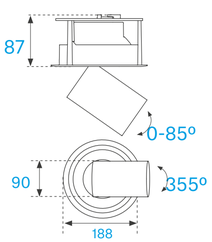

SEMI-RECESSED 3000/4000

+ TECHNICAL INFORMATION

Hance downlight

/TECHNICAL *information*

+ FAMILY PRESENTATION

HANCE DOWNLIGHT G2



Recessed 700/1000/2000



Recessed 3000/4000



Semi-recessed 700/1000/2000



Semi-recessed 3000/4000

TABLA DE CONFIGURACIÓN CONFIGURATION TABLE TABLE DE CONFIGURATION

Crea el código de la referencia a partir de la información técnica. Create reference code from the technical information. Crée le code de référence à partir des informations techniques.

FAMILIA FAMILY FAMILLE	INSTALACIÓN INSTALLATION	Lm LED	ÓPTICA OPTICS OPTIQUE	IRC CRI	K	EQUIPO GEAR ALIMENTATION	ACABADOS FINISHES FINITIONS
HD2 Hance Downlight	**RE** Recessed **SR** Semi-recessed	**07** 700lm **10** 1000lm	**SS** SSP 10º	**9** 90	**30** 3000K **40** 4000K	**N** ON/OFF **D** DALI	**B** Black 03 **W** White 03
		10 1000lm **20** 2000lm **30** 3000lm **40** 4000lm	**SP** SP 16º **MF** MFL 23º **FL** FL 34º	**8** 80 **9** 90			
HD2	**RE**	**07**	**SS**	**9**	**30**	**N**	**B**

DIMENSIONES DIMENSIONS

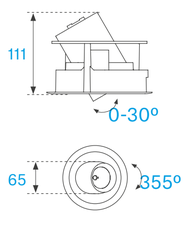

RECESSED
700/1000/2000

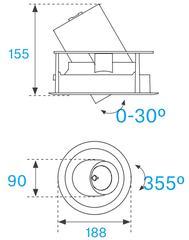

RECESSED
3000/4000

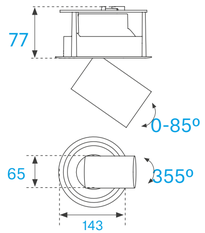

SEMI-RECESSED
700/1000/2000

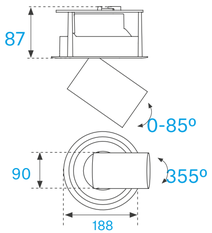

SEMI-RECESSED
3000/4000

HANCE DOWNLIGHT G2

CURVA FOTOMÉTRICA PHOTOMETRIC CURVE CORUBE PHOTOMÉTRIQUE

700/1000lm

SSP 10º

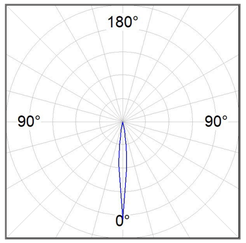

η = 99%
Imax = 20858 cd/klm
UTE:
CIE: 103 100 100 100 9

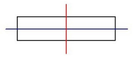

1000/2000lm

SSP 16-17º

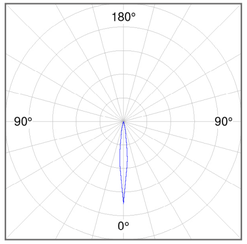

η = 100%
Imax = 5559 cd/klm
UTE:
CIE: 102 100 100 100 100



SP 23-24º

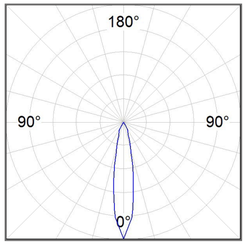

η = 100%
Imax = 4956 cd/klm
UTE:
CIE: 102 100 100 100 100

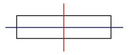

FL 36-37º

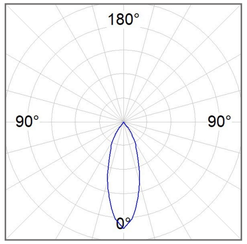

η = 100%
Imax = 2218 cd/klm
UTE:
CIE: 100 100 100 100 100

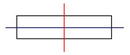

3000/4000lm

SSP 16º

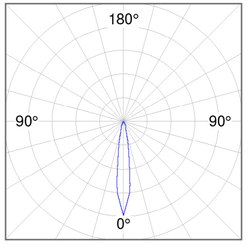

η = 100%
Imax = 7935 cd/klm
UTE:
CIE: 104 100 100 100 100



SP 23º

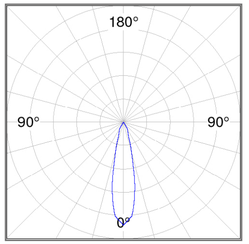

η = 100%
Imax = 4425 cd/klm
UTE:
CIE: 102 100 100 100 100

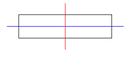

FL 34º

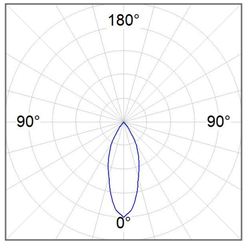

η = 100%
Imax = 2005 cd/klm
UTE:
CIE: 100 100 100 100 100

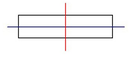

HANCE DOWNLIGHT G2

TABLA DE FLUJOS Y POTENCIA FLOW AND POWER TABLE TABLEAU DES FLUX ET PUISSANCES

HANCE DOWNLIGHT		700lm			1000lm			2000lm			3000lm			4000lm		
		CRI	PLUM W	LM OUT	CRI	PLUM W	LM OUT	CRI	PLUM W	LM OUT	CRI	PLUM W	LM OUT	CRI	PLUM W	LM OUT
SSP	3000K	90	8,6	438	90	13,9	652									
	4000K			492			737									
SP	3000K				80	8,6	955	80	20,8	2204	80	28,3	3233	80	36,7	4440
	4000K						1054			2335			3419			4694
	3000K				90		853	90		1889	90		2759	90		3789
	4000K						899			1992			2911			3994
MF	3000K				80		1022	80		2267	80		3356	80		4343
	4000K						1083			2402			3549			4591
	3000K				90		876	90		1943	90		2864	90		3706
	4000K						924			2049			3022			3907
FL	3000K				80		1011	80		2238	80		3138	80		4225
	4000K						1071			2371			3318			4467
	3000K				90		867	90		1918	90		2978	90		3606
	4000K						914			2022			2826			3800

ACCESORIOS ACCESSORIES ACCESSOIRES



DIFUSOR TRANSPARENTE
TRANSPARENT DIFUSSER
DIFFUSEUR TRANSPARENT

REF.	MODEL
HSTR50	700/1000/2000lm
HS2TR75	3000/4000lm

No se puede montar en modelos SS.
Cannot be mounted on SS models.
Ne peut être monté sur les modèles SS

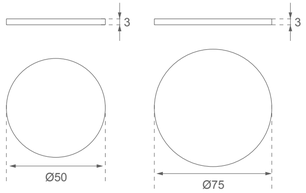



REFRACTOR PARA DISTRIBUCIÓN ELÍPTICA DE FLUJO LUMINOSO
REFRACTOR FOR ELLIPTICAL LUMINOUS FLUX DISTRIBUTION
RÉFRACTEUR DISTRIBUTION DU FLUX LUMINEUX ELLIPTIQUE

REF.	MODEL
HSEL50	700/1000/2000lm
HSEL75	3000/4000lm

LENTE SOFT
SOFT LENS
LENTILLES DOUCES

REF.	MODEL
HSSL50	700/1000/2000lm
HSSL75	3000/4000lm

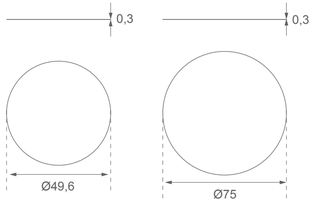



ARO DECORATIVO
DECORATIVE RING
ANNEAU DÉCORATIF

REF.	MODEL	COLOR
HSRI65W	700/1000/2000lm	○
HSRI65C	700/1000/2000lm	●
HSRI65M	700/1000/2000lm	●
HS2RI90W	3000/4000lm	○
HS2RI90C	3000/4000lm	●
HS2RI90M	3000/4000lm	●





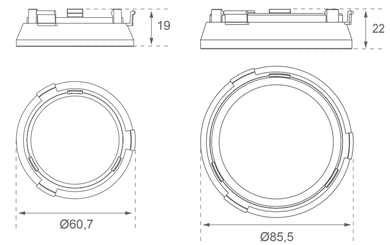



REJILLA ANTIDESLUMBRANTE TIPO PANAL
ANTI-GLARE HONEYCOMB GRILLE
GRILLE ANTI-ÉBLOUISSEMENT EN NID D'ABEILLE

REF.	MODEL
HSHO50	700/1000/2000lm
HSHO75	3000/4000lm

No se puede montar en modelos SS.
Cannot be mounted on SS models.
Ne peut être monté sur les modèles SS

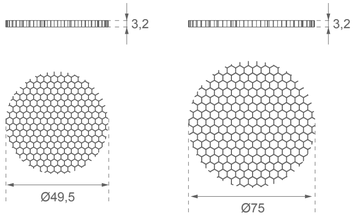



RECORTADOR DE HAZ
BEAM TRIMMER
COUPE-FLAME

REF.	MODEL
HSCU50	700/1000/2000lm
HSCU75	3000/4000lm

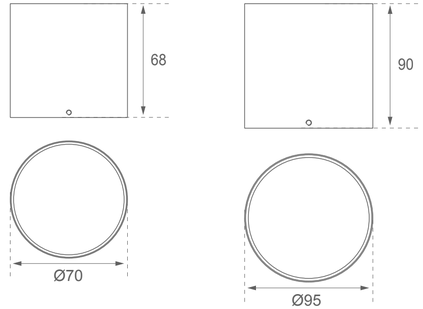



HANCE SPOTLIGHT

Endless possibilities

*Designed with **flexibility** in mind*

The perfect choice for lighting retail and exhibition spaces. With an improved efficiency of 127 lm/W, this family of accent luminaires stands out for its versatility and applicability in a wide range of environments. Our commitment to technological innovation opens up an endless horizon of possibilities. Product manufactured from recycled aluminium.

EPD®



+ TECHNICAL INFORMATION



HIGH EFFICIENCY

- Maximum energy efficiency, up to 127 lm/W.
- Available in a range of colour temperatures and high colour rendering.
- Angles: super spot (10º), spot (20º), medium flood (25º) y flood (35º).

DESIGN AND FINISHES

- Our spotlights are available in three installation options: track, surface-mounted or semi-recessed, providing flexibility in installation. Furthermore, the family is complemented by its downlight versions.
- Two stylish standard finishes: black and white textured with a black anti-glare ring, also available in copper, silver and white metallic.
- Wide range of lighting accessories.

+ TECHNICAL INFORMATION



MODELOS MODELS MODÈLES	**Spotlight**	
INSTALACIÓN INSTALLATION	Track (NS) · Semi-recessed · Surface	
LM LED	700/1000	1000/2000/3000/4000
IRC CRI	90	80/90
ÓPTICA OPTICS OPTIQUES	SSP 10º	SP 16º · MFL 23º · FL 34º
TEMPERATURA DE COLOR COLOR TEMPERATURE TEMPÉRATURE DE COULEUR	○ 3000K ● 4000K	○ 3000K ● 4000K
EQUIPO GEAR ALIMENTATION	ON/OFF DALI	ON/OFF DALI
POTENCIA POWER POUVOIR	8-9W	8-36W
ACABADOS LUMINARIA LUMINAIRE FINISHES FINITION DES LUMINAIRES	○ White 03 ● Black 03	○ White 03 ● Black 03

700/1000/2000
ON-OFF
DALI

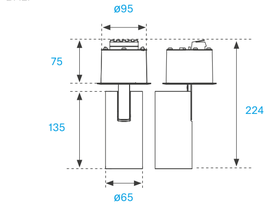

3000/4000
ON-OFF
DALI

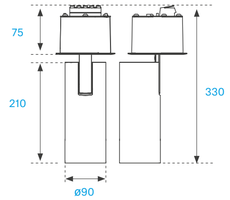

SEMI-RECESSED

700/1000/2000
ON-OFF

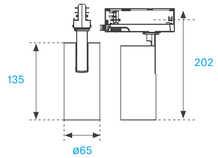

700/1000/2000
DALI

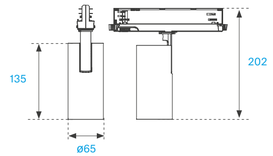

3000/4000
ON-OFF

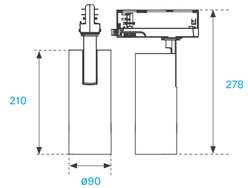

3000/4000
DALI

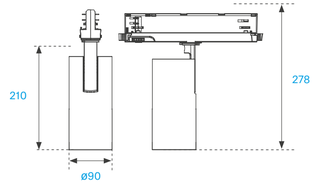

TRACK

700/1000
ON-OFF

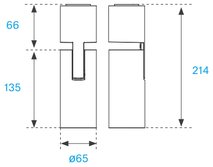

700/1000
DALI

2000
ON-OFF
DALI

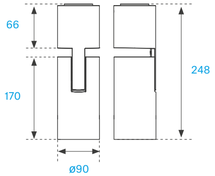

3000/4000
ON-OFF
DALI

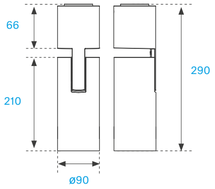

SURFACE

+ TECHNICAL INFORMATION


+ TECHNICAL INFORMATION

Hance spotlight

/TECHNICAL *information*

+ FAMILY PRESENTATION

HANCE SPOTLIGHT G2



Track 700/1000/2000 NS



Track 3000/4000 NS



Surface 700/1000/2000



Surface 3000/4000



Semi-recessed 700/1000/2000



Semi-recessed 3000/4000

TABLA DE CONFIGURACIÓN CONFIGURATION TABLE TABLE DE CONFIGURATION

Crea el código de la referencia a partir de la información técnica. Create reference code from the technical information. Crée le code de référence à partir des informations techniques.

FAMILIA FAMILY FAMILLE		**INSTALACIÓN** INSTALLATION		**Lm LED**		**ÓPTICA** OPTICS OPTIQUE		**IRC** CRI		**K**		**EQUIPO** GEAR ALIMENTATION		**ACABADOS** FINISHES FINITIONS	
HS2	Hance Spotlight	**TK**	Track	**07**	700lm	**SS**	SSP 10º	**9**	90	**30**	3000K	**N**	ON/OFF	**B**	Black 03
		SF	Surface	**10**	1000lm					**40**	4000K	**D**	DALI	**W**	White 03
		SR	Semi-recessed	**10**	1000lm	**SP**	SP 16-17º	**8**	80						
				20	2000lm	**MF**	MFL 23-24º	**9**	90						
				30	3000lm	**FL**	FL 36-37º								
				40	4000lm										
HS2		**TK**		**07**		**SS**		**9**		**30**		**N**		**B**	

DIMENSIONES DIMENSIONS

Track

700/1000/2000 ON-OFF

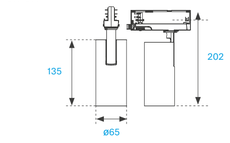

3000/4000 ON-OFF

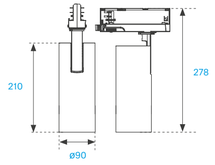

700/1000/2000 DALI

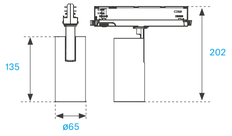

3000/4000 DALI

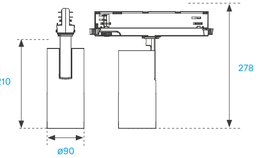

Surface

700/1000 ON-OFF

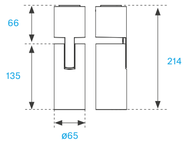

3000/4000 ON-OFF DALI

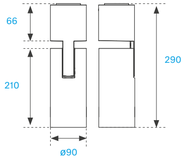

700/1000 DALI

2000 ON-OFF DALI

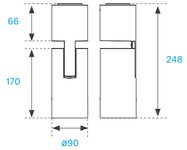

Semi-recessed

700/1000/2000 ON-OFF DALI

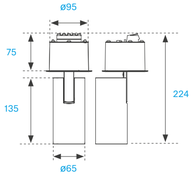

3000/4000 ON-OFF DALI

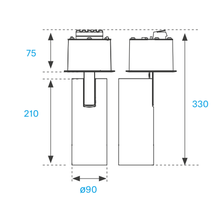

CE IP 20 AI 850º 90º 355º 1-10V PUSH TRIAC LED RETAIL K WB LED AMBER CRI TW INFO

HANCE SPOTLIGHT G2

CURVA FOTOMÉTRICA PHOTOMETRIC CURVE CORUBE PHOTOMÉTRIQUE

700/1000lm

SSP 10º

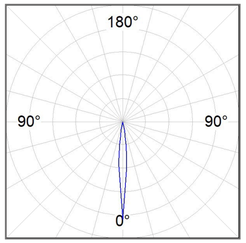

η = 99%
Imax = 20858 cd/klm
UTE:
CIE: 103 100 100 100 99

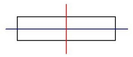

1000/2000lm

SSP 16-17º

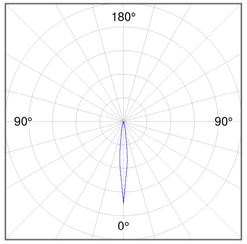

η = 100%
Imax = 5559 cd/klm
UTE:
CIE: 102 100 100 100 100



SP 23-24º

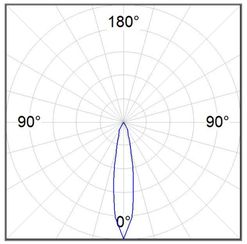

η = 100%
Imax = 4956 cd/klm
UTE:
CIE: 102 100 100 100 100

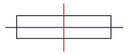

FL 36-37º

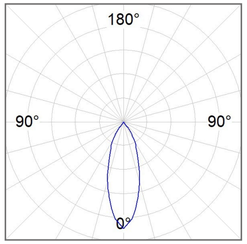

η = 100%
Imax = 2218 cd/klm
UTE:
CIE: 100 100 100 100 100

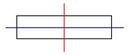

3000/4000lm

SSP 16º

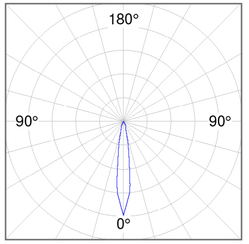

η = 100%
Imax = 7935 cd/klm
UTE:
CIE: 104 100 100 100 100



SP 23º

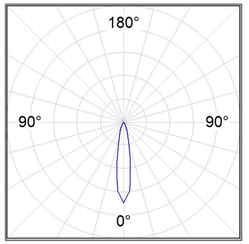

η = 100%
Imax = 5192 cd/klm
UTE:
CIE: 102 100 100 100 100

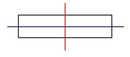

FL 34º

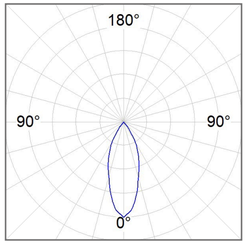

η = 100%
Imax = 2005 cd/klm
UTE:
CIE: 100 100 100 100 100

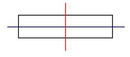

HANCE SPOTLIGHT G2

TABLA DE FLUJOS Y POTENCIA FLOW AND POWER TABLE TABLEAU DES FLUX ET PUISSANCES

HANCE SPOTLIGHT		700lm			1000lm			2000lm			3000lm			4000lm		
		CRI	PLUM W	LM OUT	CRI	PLUM W	LM OUT	CRI	PLUM W	LM OUT	CRI	PLUM W	LM OUT	CRI	PLUM W	LM OUT
SSP	3000K	90	8,6	438	90	13,9	652									
	4000K			492			737									
SP	3000K				80	8,6	955	80	20,8	2204	80	28,3	3233	80	36,7	4440
	4000K						1054			2335			3419			4694
	3000K				90		853	90		1889	90		2759	90		3789
	4000K						899			1992			2911			3994
MF	3000K				80		1022	80		2267	80		3356	80		4343
	4000K						1083			2402			3549			4591
	3000K				90		876	90		1943	90		2864	90		3706
	4000K						924			2049			3022			3907
FL	3000K				80		1011	80		2238	80		3138	80		4225
	4000K						1071			2371			3318			4467
	3000K				90		867	90		1918	90		2978	90		3606
	4000K						914			2022			2826			3800

ACCESORIOS ACCESSORIES ACCESSOIRES



DIFUSOR TRANSPARENTE
TRANSPARENT DIFUSSER
DIFFUSEUR TRANSPARENT

REF.	MODEL
HSTR50	700/1000/2000lm
HS2TR75	3000/4000lm

No se puede montar en modelos SS.
Cannot be mounted on SS models.
Ne peut être monté sur les modèles SS

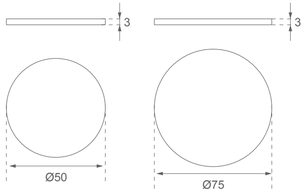



REFRACTOR PARA DISTRIBUCIÓN ELÍPTICA DE FLUJO LUMINOSO
REFRACTOR FOR ELLIPTICAL LUMINOUS FLUX DISTRIBUTION
RÉFRACTEUR DISTRIBUTION DU FLUX LUMINEUX ELLIPTIQUE

REF.	MODEL
HSEL50	700/1000/2000lm
HSEL75	3000/4000lm

LENTE SOFT
SOFT LENS
LENTILLES DOUCES

REF.	MODEL
HSSL50	700/1000/2000lm
HSSL75	3000/4000lm

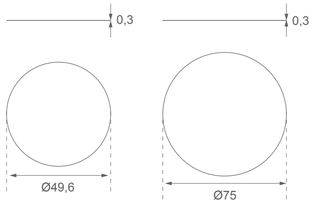



ARO DECORATIVO
DECORATIVE RING
ANNEAU DÉCORATIF

REF.	MODEL	COLOR
HSRI65W	700/1000/2000lm	○
HSRI65C	700/1000/2000lm	●
HSRI65M	700/1000/2000lm	●
HS2RI90W	3000/4000lm	○
HS2RI90C	3000/4000lm	●
HS2RI90M	3000/4000lm	●





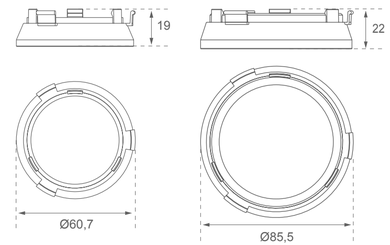



REJILLA ANTIDESLUMBRANTE TIPO PANAL
ANTI-GLARE HONEYCOMB GRILLE
GRILLE ANTI-ÉBLOUISSEMENT EN NID D'ABEILLE

REF.	MODEL
HSHO50	700/1000/2000lm
HSHO75	3000/4000lm

No se puede montar en modelos SS.
Cannot be mounted on SS models.
Ne peut être monté sur les modèles SS

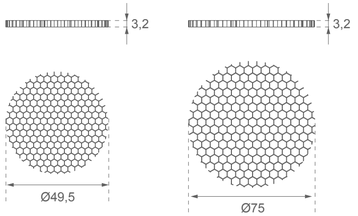



RECORTADOR DE HAZ
BEAM TRIMMER
COUPE-FLAME

REF.	MODEL
HSCU50	700/1000/2000lm
HSCU75	3000/4000lm

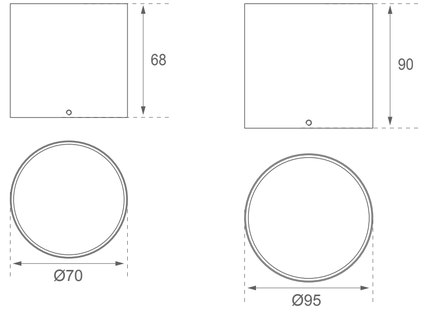

HEALTH & WELLNESS
Clinic & Clinic Gas

A family of hospital bedhead luminaires with a neutral and minimalist design, ideal for integration into the room, allowing light to take centre stage.

The Clinic and Clinic Gas luminaires can be adapted to the needs of each project, with the possibility of direct, indirect and exploratory lighting, as well as a wide range of fittings, always integrated in the upper or lower part of the profile so as to be concealed.

Furthermore, the Clinic Gas model allows us to house the medical gas intakes in an independent channel, which provides us with great accessibility and usability. This family of head units is designed for hospitals and clinics, as well as nursing homes and health centres.

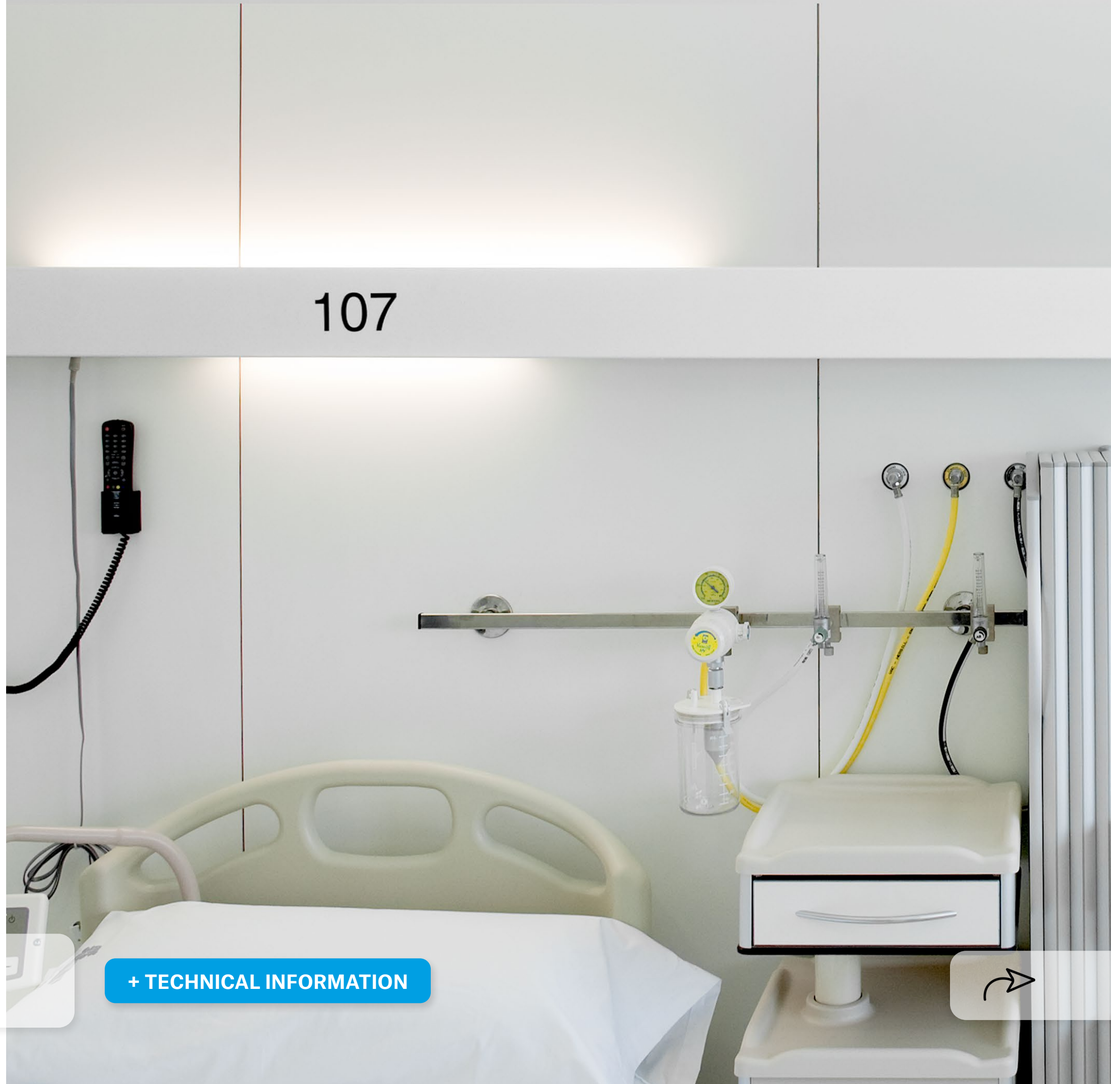

+ TECHNICAL INFORMATION

Clinic

/TECHNICAL *information*

CLINIC & CLINIC TUNABLE WHITE



DIMENSIONES DIMENSIONS

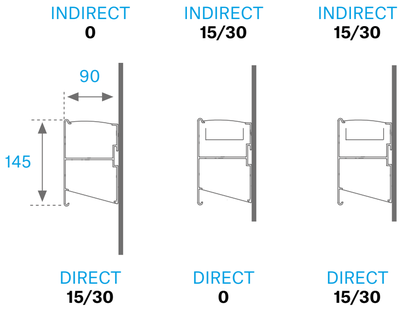

TABLA DE CONFIGURACIÓN CONFIGURATION TABLE TABLE DE CONFIGURATION

Crea el código de la referencia a partir de la información técnica. Create reference code from the technical information. Crée le code de référence à partir des informations techniques.

FAMILIA FAMILY FAMILLE	**FORMATO** FORMAT	**Lm LED Dir.**	**Lm LED Ind.**	**IRC** CRI	**K**	**EQUIPO** GEAR ALIMENTATION	**ACABADOS** FINISHES FINITIONS
CL1	**120** 1173mm	**15** 1620lm	**15** 1620lm	**8** 80	**40** 4000K	**N** ON/OFF	**W** White 01
	176 1756mm	**15** 1620lm **30** 3240lm	**30** 3240lm **15** 1620lm				
CL1	**120**	**15**	**15**	**8**	**40**	**N**	**W**

FAMILIA FAMILY FAMILLE	**FORMATO** FORMAT	**ÓPTICA** OPTICS OPTIQUE	**Lm LED/m**	**IRC** CRI	**K**	**EQUIPO** GEAR ALIMENTATION
CL1	**058** 1173mm **115** 1756mm	**DR** Direct **ID** Indirect	**MO** -	**8** 80	**TW** Tunable White	**D** DALI
CL1	**058**	**DR**	**MO**	**8**	**TW**	**D**

IP 42 · CLASE I · AI · PC DIFUSER · 850º · TW · LED 3000 K · lm · K · WB · CRI · L · INFO

CLINIC & CLINIC TUNABLE WHITE

CURVA FOTOMÉTRICA PHOTOMETRIC CURVE CORUBE PHOTOMÉTRIQUE

DIRECT

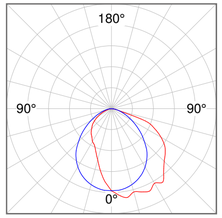

η = 100%
Imax = 433 cd/klm
UTE: 1,00E
CIE: 48 81 98 100 100



INDIRECT

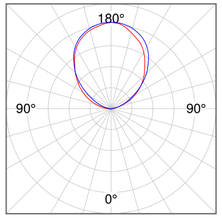

η = 100%
Imax = 411 cd/klm
UTE: 1,00T
CIE: 743 100 100 0 100



TABLA DE FLUJOS Y POTENCIA FLOW AND POWER TABLE TABLEAU DES FLUX ET PUISSANCES

CLINIC			1173mm			1756mm	
			CRI	PLUM W	LM OUT	CRI	LM OUT
LO	OP	4000	80	12	1150	12	1150
	IND						
	DIR LO/IND LO			24	2300	24	2300
LO/HO	DIR LO/IND LO			36	3450	36	3450
HO	DIR			24	2300	24	2300
	IND						

CLINIC TW			1173mm			1150mm		
			CRI	PLUM W	LM OUT	CRI	PLUM W	LM OUT
HO	DIR	TW	80	16,5	1629	80	31,6	3258
	IND				1716			3432

Clinic Gas

/TECHNICAL *information*

CLINIC GAS



TABLA DE CONFIGURACIÓN CONFIGURATION TABLE TABLE DE CONFIGURATION

Crea el código de la referencia a partir de la información técnica. Create reference code from the technical information. Crée le code de référence à partir des informations techniques.

FAMILIA FAMILY FAMILLE	FORMATO FORMAT	Lm LED Dir.	Lm LED Ind.	GAS	IRC CRI	K	EQUIPO GEAR ALIMENTATION	ACABADOS FINISHES FINITIONS
CG1	**185** 1856	**30** 3240lm **15** 1620lm	**30** 3240lm **15** 1620lm	**1** 1 **2** 2 **3** 3	**8** 80	**40** 4000K	**N** ON/OFF	**W** White 01
CG1	**120**	**15**	**30**	**2**	**8**	**40**	**N**	**W**

DIMENSIONES DIMENSIONS

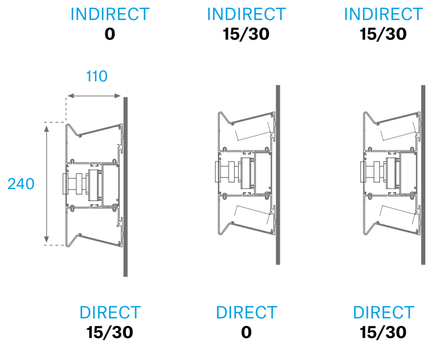

CURVA FOTOMÉTRICA
PHOTOMETRIC CURVE
CORUBE PHOTOMÉTRIQUE

DIRECT

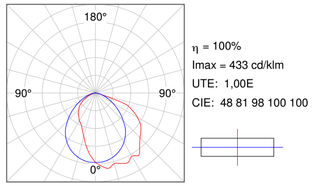

INDIRECT

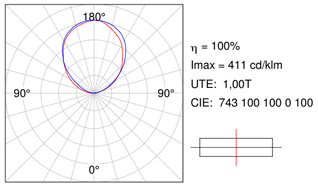

TABLA DE FLUJOS Y POTENCIA FLOW AND POWER TABLE TABLEAU DES FLUX ET PUISSANCES

CLINIC GAS		1856mm			
		K	**CRI**	**PLUM W**	**LM OUT**
DIR	**LO**	4000K	80	12	1150
	HO			24	2300
IND	**LO**			12	1150
	HO			24	2300
DIR/IND	**HO/LO**			36	3450
	HO/HO			48	4600

CE · IP 42 · CLASE I · AI · PC DIFUSER · 850° · lm · K · WB · CRI · TW · L · INFO

ACCESORIOS ACCESSORIES ACCESSOIRES



1 TOMA GASES MEDICINALES
1 MEDICAL GAS SAMPLING
1 ÉCHANTILLONNAGE DES GAZ MÉDICAUX

REF.
1



2 TOMAS GASES MEDICINALES
2 MEDICAL GAS SAMPLING
2 ÉCHANTILLONNAGE DES GAZ MÉDICAUX

REF.
2



3 TOMAS GASES MEDICINALES
3 MEDICAL GAS SAMPLING
3 ÉCHANTILLONNAGE DES GAZ MÉDICAUX

REF.
3



INTERRUPTOR UNIPOLAR DOBLE
DOBLE-POLE SWITCH
DOUBLE SINGLE-POLE SWITCH

REF.	COLOR
CLAC1PDB	○



BASE SCHUKO FRANCIA
SCHUKO SOCKET FRANCE
PRISE SCHUKO FRANCE

REF.	COLOR
CLACSKFR	○



INTERRUPTOR UNIPOLAR
SINGLE-POLE SWITCH
INTERRUPTEUR UNIPOLAIRE

REF.	COLOR
CLAC1PIN	○



CONTROL REMOTO
REMOTE CONTROL
COMMANDE À DISTANCE

REF.	COLOR
CLACTPUSH	○



BASE SCHUKO
SCHUKO SOCKET
PRISE SCHUKO

REF.	COLOR
CLACSK	○



INTERRUPTOR TIRADOR UNIPOLAR
SINGLE POLE PULL SWITCH
INTERRUPTEUR À TIRETTE UNIPOLAIRE

REF.	COLOR
CLACTSW	○



CONECTOR RJ-45
RJ-45 CONNECTOR
CONNECTEUR RJ-45

REF.
CLACRJ45



INTERRUPTOR CONMUTADO
SWITCH SWITCH

REF.	COLOR
CLAC2PIN	○



PLACA CIEGA
BLIND PLATE
PLAQUE AVEUGLE

REF.	COLOR
CLACCO	○



PULSADOR A DISTANCIA
REMOTE PUSH BUTTON
BOUTON POUSSOIR À DISTANCE

REF.	COLOR
CLACPUSH	○



PULSADOR CON TIRADOR
PUSH BUTTON WITH HANDLE
BOUTON POUSSOIR AVEC POIGNÉE

REF.	COLOR
CLACTPUSH	○



LUZ DE NOCHE
NIGHT LIGHT
LUMIÈRE NOCTURNE

REF.	COLOR
CLACNL	○



PULSADOR DE LLAMADA Y PRESENCIA
CALL AND PRESENCE BUTTON
BOUTON D'APPEL ET DE PRÉSENCE

REF.	COLOR
CLACCPPUSH	○

HERMETICA
Controlled atmosphere



Manufactured with smooth and non-porous surface materials that facilitate cleaning and disinfection, crucial for maintaining hygiene in cleanrooms.

+ TECHNICAL INFORMATION

ECO-DESIGN CRITERIA

- Efficiency up to 135 lm/W.
- Seal gasket to maintain a clean, contamination-free environment.
- Bottom-access luminaire to allow for technological updates. Safety chain on the bottom cover.

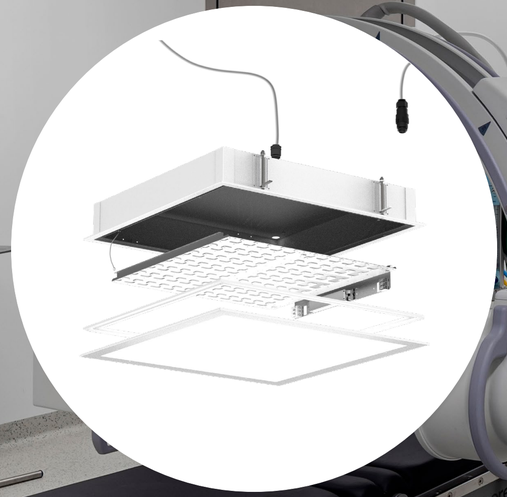

COMFORT AND WELLBEING

- Exempt from photobiological risk as per UNE 62471.
- Flicker-free: Complies with IEEE Standard 1789-2015 LED methods and NEMA 77-2017 (Pst LM < 1.0 and SVM < 0.6).
- Prismatic diffuser: UGR < 19.
- Two lighting distributions: basic (opal) and comfort (prismatic).
- Gradient 300 K - 4000 K
- CRI 80.

EASY INSTALLATION

- Quick-input and output connectors to facilitate maintenance and reduce assembly time.
- Low maintenance reduces downtime and associated costs, essential for critical environments requiring continuous operation.

+ TECHNICAL INFORMATION

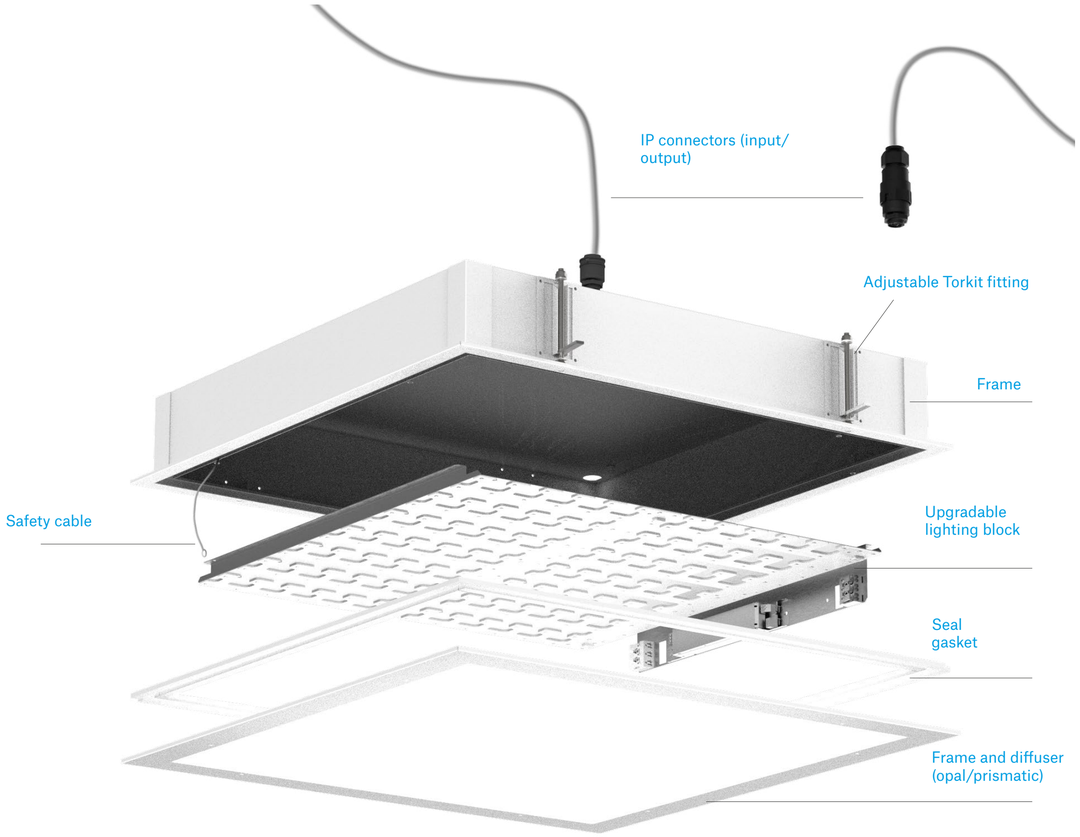

MODELOS MODELS MODÈLES	**Hermetica**
DIMENSIONES DIMENSIONS	600x600mm 1200x300mm
LM LED	5600lm
IRC CRI	80
ÓPTICA OPTICS OPTIQUES	Opal Prismatic
TEMPERATURA DE COLOR COLOR TEMPERATURE TEMPÉRATURE DE COULEUR	3000K 4000K
EQUIPO GEAR ALIMENTATION	ON/OFF DALI
IP	65
POTENCIA POWER POUVOIR	35W
ACABADOS LUMINARIA LUMINAIRE FINISHES FINITION DES LUMINAIRES	White 04

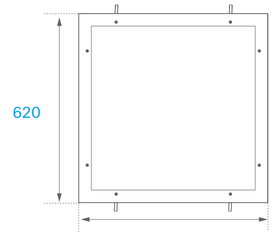

600x600



1200x300

+ TECHNICAL INFORMATION

Hermetica

/TECHNICAL *information*

+ FAMILY PRESENTATION

HERMETICA G2



Opal 600x600



Prismatic 600x600



Opal 1200x300



Prismatic 1200x300

DIMENSIONES DIMENSIONS

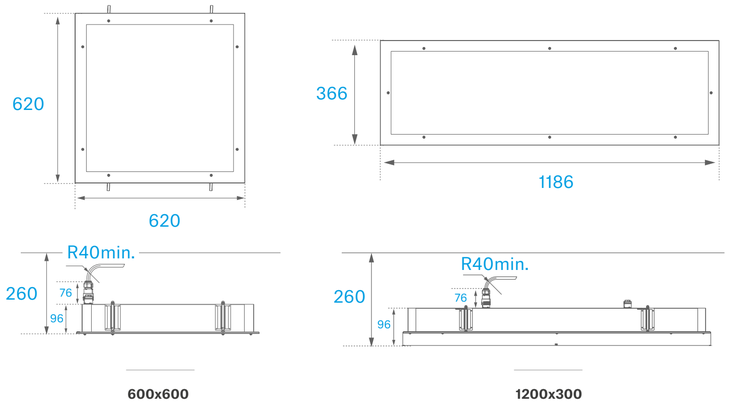

TABLA DE CONFIGURACIÓN CONFIGURATION TABLE TABLE DE CONFIGURATION

Crea el código de la referencia a partir de la información técnica. Create reference code from the technical information. Crée le code de référence à partir des informations techniques.

FAMILIA FAMILY FAMILLE	**FORMATO** FORMAT	**Lm LED**	**IP**	**ÓPTICA** OPTICS OPTIQUE	**IRC** CRI	**K**	**EQUIPO** GEAR ALIMENTATION	**ACABADOS** FINISHES FINITIONS
HM2	**060** 600x600mm **120** 1200x300mm	**55** 5600lm	**65** IP65	**OP** Opal **PR** Prismatic	**8** 80	**30** 3000k **40** 4000K	**N** ON-OFF **D** DALI	**W** White 04
HM2	**060**	**55**	**65**	**OP**	**8**	**30**	**N**	**W**

CURVA FOTOMÉTRICA
PHOTOMETRIC CURVE
CORUBE PHOTOMÉTRIQUE

OPAL

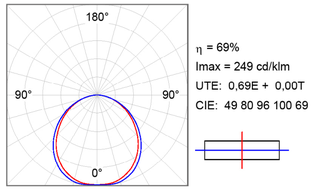

PRISMATIC

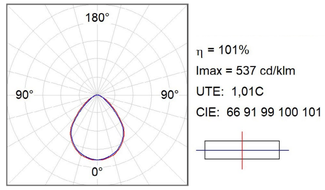

TABLA DE FLUJOS Y POTENCIA
FLOW AND POWER TABLE
TABLEAU DES FLUX ET PUISSANCES

HERMETICA		600x600mm			1200x300mm	
		CRI	**PLUM W**	**LM OUT**	**PLUM W**	**LM OUT**
OP	3000K	80	35	4390	35	4390
	4000K			4600		4600
PR	3000K			4328		4328
	4000K			4535		4535

CE | IP 65 | IK 09 | CLASE I | GLASS | 960° | 35-100mm | 1-10V | PUSH | DALI | | | ↑lm | K | WB | CRI | TW | | + INFO

IMAG *Funcional*



*Perfect combination of **functionality** and **technology***

Based on a neutral design, Imag combines all the technological improvements and qualities of its best predecessors.
A product in constant technical evolution.



+ TECHNICAL INFORMATION



MODELOS MODELS MODÈLES	**Imag**
LM LED	2000-4000lm
IRC CRI	90
ÓPTICA OPTICS OPTIQUES	SP 15-20º · MFL 22-26º · FL 33-36º · WFL 56-57º
TEMPERATURA DE COLOR COLOR TEMPERATURE TEMPÉRATURE DE COULEUR	○ 3000K ○ 4000K
EQUIPO GEAR ALIMENTATION	ON/OFF DALI
POTENCIA POWER POUVOIR	16W-42,3W
ACABADOS LUMINARIA LUMINAIRE FINISHES FINITION DES LUMINAIRES	○ White 05 ● Black 05

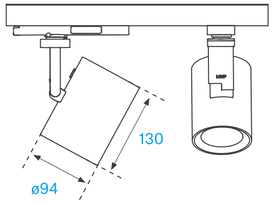



+ TECHNICAL INFORMATION

Imag

/TECHNICAL *information*

IMAG G3



TABLA DE CONFIGURACIÓN CONFIGURATION TABLE TABLE DE CONFIGURATION

Crea el código de la referencia a partir de la información técnica. Create reference code from the technical information. Crée le code de référence à partir des informations techniques.

FAMILIA FAMILY FAMILLE		**INSTALACIÓN** INSTALLATION		Lm LED/m		ÓPTICA OPTICS OPTIQUE		IRC CRI		K		EQUIPO GEAR ALIMENTATION		ACABADOS FINISHES FINITIONS	
IM3	Imag G3	**TK**	Track	**20**	2000lm	**SP**	SP 15-20º	**9**	90	**30**	3000K	**N**	ON/OFF	**B**	Black 05
				30	3000lm	**MF**	MFL 22-26º			**40**	4000K			**W**	White 05
				40	4000lm	**FL**	FL 33-36º								
						WF	WFL 56-57º								
IM3		**TK**		**20**		**SP**		**9**		**30**		**N**		**B**	

DIMENSIONES DIMENSIONS

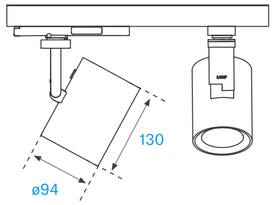

CURVA FOTOMÉTRICA PHOTOMETRIC CURVE CORUBE PHOTOMÉTRIQUE

SP 15-20º

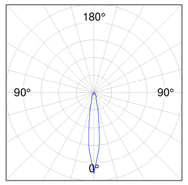

η = 100%
Imax = 6898 cd/klm
UTE:
CIE: 103 100 100 100 100



MFL 33-36º

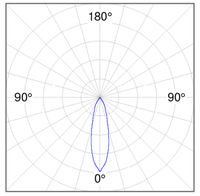

η = 100%
Imax = 3167 cd/klm
UTE:
CIE: 101 100 100 100 100



FL 22-26º

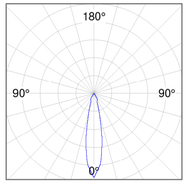

η = 100%
Imax = 4670 cd/klm
UTE:
CIE: 102 100 100 100 100



WFL 56-57º

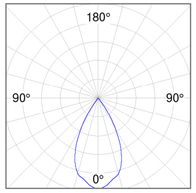

η = 100%
Imax = 1457 cd/klm
UTE:
CIE: 100 100 100 100 100



TABLA DE FLUJOS Y POTENCIA
FLOW AND POWER TABLE
TABLEAU DES FLUX ET PUISSANCES

IMAG G3		2000lm			3000lm			4000lm		
		CRI	PLUM W	LM OUT	CRI	PLUM W	LM OUT	CRI	PLUM W	LM OUT
SP	3000K	90	16	1416	90	28,8	2303	90	42,3	3008
	4000K			1509			2454			3205
FL	3000K			1505			2449			3198
	4000K			1604			2609			3408
MFL	3000K			1469			2389			3121
	4000K			1565			2546			3325
WFL	3000K			1607			2615			3415
	4000K			1712			2786			3639

ACCESORIOS ACCESSORIES ACCESSOIRES



ADAPTADOR OBLIGATORIO PARA UTILIZAR ACCESORIOS
MANDATORY ADAPTER FOR USING ACCESSORIES
ADAPTATEUR OBLIGATOIRE UTILISATION D'ACCESSOIRES

REF.	COLOR
ADRD170B	●



REFRACTOR PARA DISTRIBUCIÓN ELÍPTICA DE FLUJO LUMINOSO
REFRACTOR FOR ELLIPTICAL LUMINOUS FLUX DISTRIBUTION
RÉFRACTEUR DISTRIBUTION DU FLUX LUMINEUX ELLIPTIQUE

REF.	Ø mm
ELRD150	95



REJILLA ANTIDESLUMBRANTE TIPO PANAL
HONEYCOMB ANTI-GLARE GRILLE
GRILLE ANTI-ÉBLOUISSEMENT EN NID D'ABEILLE

REF.	COLOR
HORD150	●

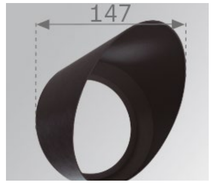

VISERA ANTIDESLUMBRANTE
ANTI-GLARE VISOR
VISIÈRE ANTI-ÉBLOUISSEMENT

REF.	COLOR
SCRD170B	●

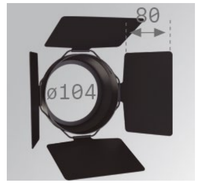

ALETAS ANTIDESLUMBRANTES
ANTI-GLARE FLAPS
RABATS ANTI-ÉBLOUISSEMENT

REF.	COLOR	mm
LORD170B	●	L 112



BUFFER

REF.	COLOR
CURD95B	●

KOMBIC
Versatile



*Lighting versatility and **high visual comfort** in a compact desig*

Kombic has been renewed with a new design to become a more versatile family. A compact design offers multiple mounting options and finishes, as well as a wide range of luminous fluxes and optical performance.



EPD®

Kombic 70 Kombic 100 Kombic 150 Kombic 200

VISUAL COMFORT

- Luminaires classed as RG0, “exempt from risk”, in accordance with Photobiological Risk standard UNE 62471.
- Dynamic Wellbeing lighting, with a range of available technologies.
- Basic: Opal model for general lighting.
- Comfort: Model with lens, UGR < 16 and efficiency up to 107.60 lm/W.
- Efficiency: model with reflector, various beam angles, UGR < 19 and efficiency up to 130 lm/W.



SUSTAINABILITY

- Designed with the 3R principles: reduce, reuse and recycle.
- 96% CO_2 footprint reduction (per unit): use of recycled polycarbonate R-PC PCFR WHITE™ in the reflector.
- Bromine-free flame retardant.
- Flammability rating V0 according to UL94.
- EPD as per UNE 15804.

EPD®

+ TECHNICAL INFORMATION

Wallwasher & Elliptic

KOMBIC 70
KOMBIC 100
KOMBIC 150

Elliptical lens that reduces the residual effect on walls and is ideal for illuminating passageways, longitudinal areas and spaces adjacent to work areas.

Wallwasher lens for directing light towards vertical surfaces without dark spots. Recessed, surface and suspended installation and Nomadic System version available.

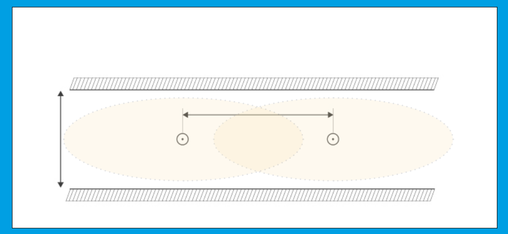

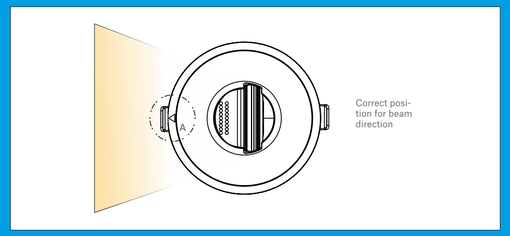

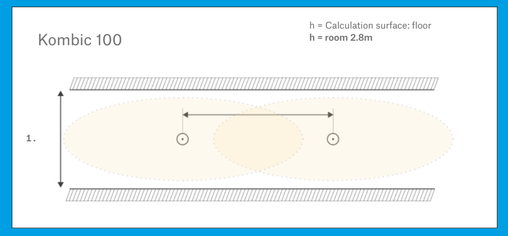

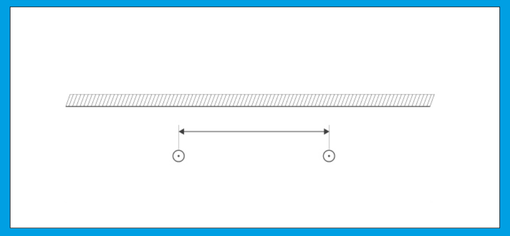

Orientable

KOMBIC 70
KOMBIC 100









+ TECHNICAL INFORMATION

Solid Matte Shine Palette

KOMBIC 70



KOMBIC FAMILY



Kombic 70



Kombic 100



Kombic 150



Kombic 200

MODELOS MODELS MODÈLES	**KOMBIC 70**	**KOMBIC 100**	**KOMBIC 150**	**KOMBIC 200**
INSTALACIÓN INSTALLATION	Downlight, Track NS, Suspended Track NS, Surface, Short Track NS, Orientable	Downlight, Track NS, Suspended Track NS, Surface, Orientable	Downlight, Surface	Downlight, Surface
LM LED	1500lm	2000-2500lm	2000-3500lm	3000-7000lm
IRC CRI	80/90	80/90	80/90	80/90
ÓPTICA OPTICS OPTIQUES	Basic Opal 54º, Comfort WF 52º, Comfort Elliptic, Comfort WallWasher, Efficiency RF 33º, Efficiency RW 52º	Basic Opal 67º, Comfort WF 52º, Comfort Elliptic, Comfort WallWasher, Efficiency RF 33º, Efficiency RW 60º	Basic Opal 65º, Comfort WF 61º, Comfort Elliptic, Comfort WallWasher, Efficiency RF 33º, Efficiency RW 60º	Basic Opal 66º
TEMPERATURA DE COLOR COLOR TEMPERATURE TEMPÉRATURE DE COULEUR	○ 2700K ○ 3000K ○ 3500K ○ 4000K	○ 2700K ○ 3000K (+Wellbeing) ○ 3500K ○ 4000K (+Wellbeing) ○ Tunable White (TW)	○ 2700K ○ 3000K (+Wellbeing) ○ 3500K ○ 4000K (+Wellbeing) ○ Tunable White (TW)	○ 3000K ○ 4000K ○ Tunable White (TW)
EQUIPO GEAR ALIMENTATION	ON/OFF DALI	ON/OFF DALI	ON/OFF DALI	ON/OFF DALI
POTENCIA POWER POUVOIR	9,5-10W	13-21W	13-28W	16-51W
ACABADOS LUMINARIA LUMINAIRE FINISHES FINITION DES LUMINAIRES	● Black ○ White ○ Sand 2010-Y20R ● Dark Chocolate 8017 ● Terracotta 3009 ● Dark Grey 7022 ● Bronze Metallic Shine ○ Champagne Metallic Shine	● Black ○ White ○ Metalized Matt ○ Bright	● Black ○ White	○ White

+ TECHNICAL INFORMATION

KOMBIC 70



Luminaire with a technically demanding performance to respond to different lighting needs, in a compact and miniaturised volume.



Office

Healthcare & Wellness

Common Spaces

Education

EPD®

Kombic 70 Kombic 100 Kombic 150 Kombic 200

+ GENERIC KOMBIC FAMILY

+ TECHNICAL INFORMATION

DOWNLIGHT



Orientable model



+ GENERIC KOMBIC FAMILY

+ TECHNICAL INFORMATION

SURFACE

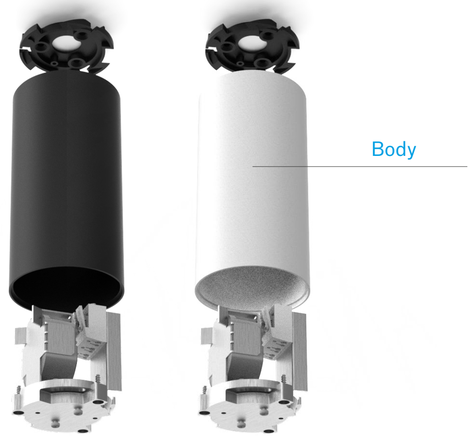



Basic
Opal

Comfort
WF
Elliptic
WW

Efficiency
RF
RW

















MODELOS MODELS MODÈLES	**Downlight**	**Surface**
INSTALACIÓN INSTALLATION	Downlight, Orientable	Surface, Track (NS), Suspended Track (NS), Short Track (NS)
LM LED	1500lm	1500lm
IRC CRI	80/90	80/90
ÓPTICA OPTICS OPTIQUES	Basic Opal 54º, Comfort WF 52º, Comfort Elliptic, Comfort WallWasher, Efficiency RF 33º, Efficiency RW 52º	Basic Opal 54º, Comfort WF 52º, Efficiency RF 33º, Efficiency RW 52º
TEMPERATURA DE COLOR COLOR TEMPERATURE TEMPÉRATURE DE COULEUR	2700K 3000K 3500K 4000K	2700K 3000K 3500K 4000K
EQUIPO GEAR ALIMENTATION	ON/OFF DALI	ON/OFF DALI
POTENCIA POWER POUVOIR	9,5-10W	9,5-10W
ACABADOS REFLECTORES REFLECTORS FINISHES FINITION DES RÉFLECTEURS	Black White	Black White
ACABADOS LUMINARIA LUMINAIRE FINISHES FINITION DES LUMINAIRES	Black White Sand 2010-Y20R Dark Chocolate 8017 Terracotta 3009 Dark Grey 7022 Bronze Metallic Shine Champagne Metallic Shine	Black White Sand 2010-Y20R Dark Chocolate 8017 Terracotta 3009 Dark Grey 7022 Bronze Metallic Shine Champagne Metallic Shine

DOWNLIGHT

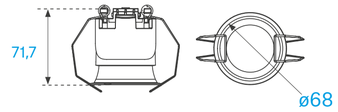

DOWNLIGHT ORIENTABLE

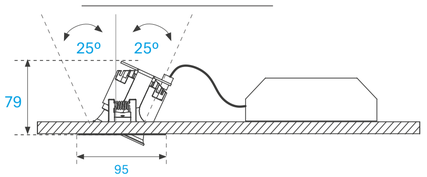

DOWNLIGHT

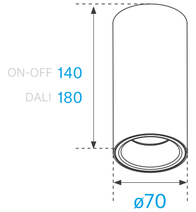

SURFACE

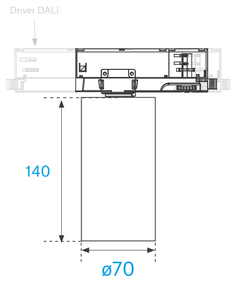

*Suspended: 1000mm cable/câble

TRACK

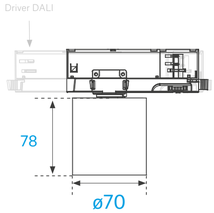

*Suspended: 1000mm cable/câble

SHORTTRACK

Kombic 70

/TECHNICAL *information*

KOMBIC 70 SURFACE

DIMENSIONES DIMENSIONS

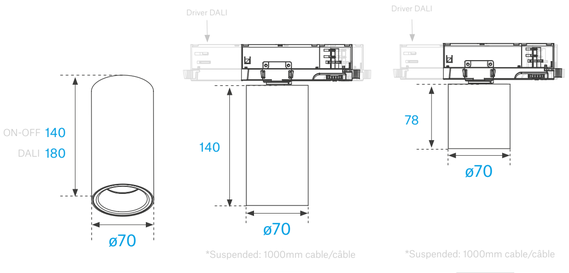

TABLA DE CONFIGURACIÓN CONFIGURATION TABLE TABLE DE CONFIGURATION

Crea el código de la referencia a partir de la información técnica. Create reference code from the technical information. Crée le code de référence à partir des informations techniques.

FAMILIA FAMILY FAMILLE		**INSTALACIÓN** INSTALLATION		**Lm LED**		**IP**		**ÓPTICA** OPTICS OPTIQUE		**IRC** CRI		**K**		**EQUIPO** GEAR ALIMENTATION		**REFLECTOR** RÉFLECTEUR		**ACABADOS** FINISHES FINITIONS	
K71	Kombic 70	**SF**	Surface	**15**	1500lm	**20**	IP23	**RF**	Reflector Flood	**8**	80	**27**	2700K	**N**	ON/OFF	**B**	Black 03	**B**	Black 03
		TK	Track					**RW**	Reflector Wide Flood	**9**	90	**30**	3000K	**D**	DALI	**W**	White 03	**W**	White 03
		ST	Suspended track									**40**	4000K			**6**	Solid Matte Shine	**6**	Solid Matte Shine
		TS	Track short			**40**	IP43	**OP**	Opal							**W**	White 03	**W**	White 03
																6	Solid Matte Shine	**6**	Solid Matte Shine
								WF	Wide Flood							**B**	Black 03	**B**	Black 03
																W	White 03	**W**	White 03
																6	Solid Matte Shine	**6**	Solid Matte Shine
K71		**SF**		**15**		**20**		**RF**		**9**		**30**		**N**		**B**		**B**	

Surface





Track NS





Suspended track NS





Track short NS





KOMBIC 70 SURFACE

CURVA FOTOMÉTRICA PHOTOMETRIC CURVE CORUBE PHOTOMÉTRIQUE

OP

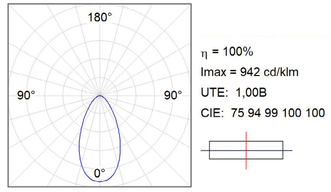

η = 100%
Imax = 942 cd/klm
UTE: 1,00B
CIE: 75 94 99 100 100

WF

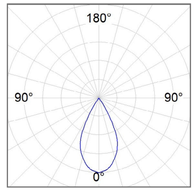

η = 100%
Imax = 1601 cd/klm
UTE:
CIE: 99 100 100 100 100

RW

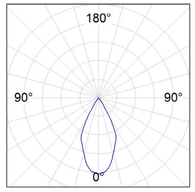

η = 100%
Imax = 1354 cd/klm
UTE: 1,00A
CIE: 87 96 100 100 100

RF

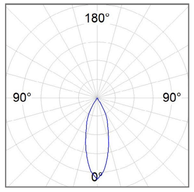

η = 100%
Imax = 2619 cd/klm
UTE:
CIE: 101 100 100 100 100

TABLA DE FLUJOS Y POTENCIA FLOW AND POWER TABLE TABLEAU DES FLUX ET PUISSANCES

SURFACE OPAL		1500lm		
		CRI	PLUM W	LM OUT
W/B	2700K	90	9,5	763
	2700K	80		892
	3000K	90		916
	3000K	80		935
	4000K	90		849
	4000K	80		981

SURFACE WF		1500lm		
		CRI	PLUM W	LM OUT
W	2700K	90	9,5	975
	2700K	80		929
	3000K	90		829
	3000K	80		973
	4000K	90		884
	4000K	80		1022
B	2700K	90	9,5	708
	2700K	80		828
	3000K	90		739
	3000K	80		868
	4000K	90		788
	4000K	80		911

SURFACE RW		1500lm		
		CRI	PLUM W	LM OUT
W	2700K	90	9,5	901
	2700K	80		1053
	3000K	90		940
	3000K	80		1104
	4000K	90		1002
	4000K	80		1158
B	2700K	90	9,5	730
	2700K	80		854
	3000K	90		762
	3000K	80		895
	4000K	90		813
	4000K	80		939

SURFACE RF		1500lm		
		CRI	PLUM W	LM OUT
W	2700K	90	9,5	959
	2700K	80		1120
	3000K	90		1000
	3000K	80		1174
	4000K	90		1066
	4000K	80		1232
B	2700K	90	9,5	840
	2700K	80		981
	3000K	90		876
	3000K	80		1029
	4000K	90		934
	4000K	80		1080

KOMBIC 70 DOWNLIGHT

DIMENSIONES DIMENSIONS

DOWNLIGHT

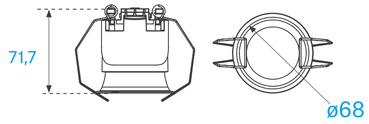

DOWNLIGHT ORIENTABLE

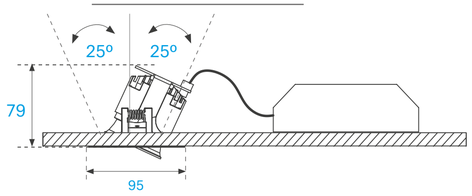



Opal



WF / EL / WW



RF / RW



Orientable



IP65

TABLA DE CONFIGURACIÓN CONFIGURATION TABLE TABLE DE CONFIGURATION

Crea el código de la referencia a partir de la información técnica. Create reference code from the technical information. Crée le code de référence à partir des informations techniques.

FAMILIA FAMILY FAMILLE		**Lm LED**		**IP**		**ÓPTICA** OPTICS OPTIQUE		**IRC** CRI		**K**		**EQUIPO** GEAR ALIMENTATION		**REFLECTOR** RÉFLECTEUR		**ACABADOS** FINISHES FINITIONS	
K71	Kombic 70	**15**	1500lm	**20**	IP23	**RF**	Reflector Flood	**8**	80	**27**	2700K	**N**	ON/OFF	**B**	Black 03	**B**	Black 03
						RW	Reflector Wide Flood	**9**	90	**30**	3000K	**D**	DALI	**W**	White 03	**W**	White 03
										40	4000K			**6**	Solid Matte Shine	**6**	Solid Matte Shine
				44	IP44	**OP**	Opal							**W**	White 03	**W**	White 03
														6	Solid Matte Shine	**6**	Solid Matte Shine
				23	IP43	**WF**	Wide Flood							**B**	Black 03	**B**	Black 03
						EL	Elliptic							**W**	White 03	**W**	White 03
						WW	WallWasher							**6**	Solid Matte Shine	**6**	Solid Matte Shine
K71		**15**		**20**		**RF**		**9**		**30**		**N**		**B**		**B**	

FAMILIA FAMILY FAMILLE		**Lm LED**		**IP**		**ÓPTICA** OPTICS OPTIQUE		**IRC** CRI		**K**		**EQUIPO** GEAR ALIMENTATION		**REFLECTOR** RÉFLECTEUR		**ACABADOS** FINISHES FINITIONS	
K71	Kombic 70	**15**	1500lm	**65**	IP65	**OP**	Opal 54º	**8**	80	**27**	2700K	**N**	ON/OFF	**W**	White 03	**W**	White 03
								9	90	**30**	3000K	**D**	DALI				
										40	4000K						
K71		**15**		**65**		**OP**		**9**		**30**		**N**		**W**		**W**	

KOMBIC 70 DOWNLIGHT

CURVA FOTOMÉTRICA PHOTOMETRIC CURVE CORUBE PHOTOMÉTRIQUE

OP

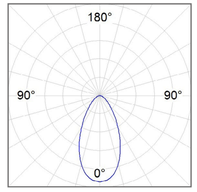

η = 100%
Imax = 942 cd/klm
UTE: 1,00B
CIE: 75 94 99 100 100

WF

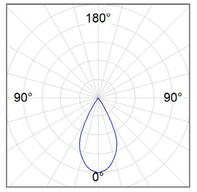

η = 100%
Imax = 1601 cd/klm
UTE:
CIE: 99 100 100 100 100

RW

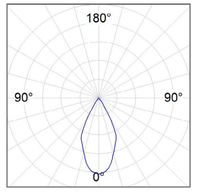

η = 100%
Imax = 1354 cd/klm
UTE: 1,00A
CIE: 87 96 100 100 100

RF

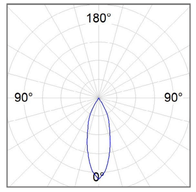

η = 100%
Imax = 2619 cd/klm
UTE:
CIE: 101 100 100 100 100

EL

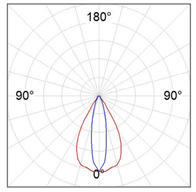

η = 100%
Imax = 2239 cd/klm
UTE: 1,00A
CIE: 96 100 100 100 100

WW

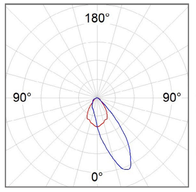

η = 100%
Imax = 1622 cd/klm
UTE: 1,00A
CIE: 87 100 100 100 100

TABLA DE FLUJOS Y POTENCIA FLOW AND POWER TABLE TABLEAU DES FLUX ET PUISSANCES

DOWNLIGHT OPAL		1500lm		
		CRI	PLUM W	LM OUT
W/B	2700K	90	9,5	763
	2700K	80		892
	3000K	90		916
	3000K	80		935
	4000K	90		849
	4000K	80		981

DOWNLIGHT WF		1500lm		
		CRI	PLUM W	LM OUT
W	2700K	90	10	695
	2700K	80		821
	3000K	90		732
	3000K	80		855
	4000K	90		772
	4000K	80		905
B	2700K	90	10	515
	2700K	80		515
	3000K	90		543
	3000K	80		543
	4000K	90		572
	4000K	80		572

DOWNLIGHT RW		1500lm		
		CRI	PLUM W	LM OUT
W	2700K	90	9,5	9 01
	2700K	80		1053
	3000K	90		940
	3000K	80		1104
	4000K	90		1002
	4000K	80		1158
B	2700K	90	9,5	730
	2700K	80		854
	3000K	90		762
	3000K	80		895
	4000K	90		813
	4000K	80		939

DOWNLIGHT RF		1500lm		
		CRI	PLUM W	LM OUT
W	2700K	90	10	959
	2700K	80		1120
	3000K	90		1000
	3000K	80		1174
	4000K	90		1066
	4000K	80		1232
B	2700K	90	10	840
	2700K	80		981
	3000K	90		876
	3000K	80		1029
	4000K	90		934
	4000K	80		1080

DOWNLIGHT EL		1500lm		
		CRI	PLUM W	LM OUT
W	2700K	90	9,5	723
	2700K	80		847
	3000K	90		756
	3000K	80		888
	4000K	90		806
	4000K	80		932
B	2700K	90	9,5	657
	2700K	80		768
	3000K	90		686
	3000K	80		805
	4000K	90		731
	4000K	80		845

DOWNLIGHT WW		1500lm		
		CRI	PLUM W	LM OUT
W	2700K	90	9,5	847
	2700K	80		723
	3000K	90		888
	3000K	80		756
	4000K	90		932
	4000K	80		806
B	2700K	90	9,5	768
	2700K	80		657
	3000K	90		805
	3000K	80		686
	4000K	90		845
	4000K	80		731

ACCESORIOS ACCESSORIES ACCESSOIRES

KOMBIC 70 SURFACE



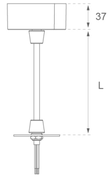

SUSPENSIÓN RÍGIDA PARA CONEXIÓN ELÉCTRICA
RIGID SUSPENSION FOR ELECTRICAL CONNECTION
SUSPENSION RIGIDE POUR LE RACCORDEMENT ÉLECTRIQUE

REF.	COLOR
K71SUCAWI2000DBK	●
K71SUCAWI2000DWH	○
K71SUCAWI2000NBK	●
K71SUCAWI2000NWH	○



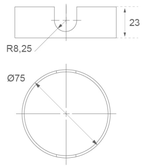

PASACABLES
CABLE RAIL
PASSAGE DE CÂBLE

REF.	COLOR
K71SUADLATBK	●
K71SUADLATWH	○

KOMBIC 70 DOWNLIGHT



ARO EMBELLECEDOR
TRIM RING
ANNEAU DE GARNITURE

REF.	COLOR
RIRD240W	◐
RIRD240G	○
RIRD240B	●



ARO ADAPTADOR PARA 250mm
ADAPTER RING FOR 250mm
ANNEAU D'ADAPTATION POUR 250mm

REF.	COLOR
ADRD250W	○



DIFUSOR TRANSPARENTE
TRANSPARENT DIFFUSER
DIFFUSEUR TRANSPARENT

REF.	COLOR
DITRRD240W	○
DITRRD240G	◐
DITRRD240B	●

Kombic 100

/TECHNICAL *information*

KOMBIC 100 SURFACE OPAL

Surface







TABLA DE CONFIGURACIÓN CONFIGURATION TABLE TABLE DE CONFIGURATION

Crea el código de la referencia a partir de la información técnica. Create reference code from the technical information. Crée le code de référence à partir des informations techniques.

FAMILIA FAMILY FAMILLE		**INSTALACIÓN** INSTALLATION		**Lm LED**		**IP**		**ÓPTICA** OPTICS OPTIQUE		**IRC** CRI		**K**		**EQUIPO** GEAR ALIMENTATION		**REFLECTOR** RÉFLECTEUR		**ACABADOS** FINISHES FINITIONS	
K11	Kombic 100	**SF**	Surface	**15**	1500lm	**40**	IP43	**OP**	Opal	**9**	90	**27**	2700K	**N**	ON/OFF	**R**	Bright	**B**	Black 02
												30	3000K	**D**	DALI	**M**	Mettalized Matt	**W**	White 02
				20	2000lm							**40**	4000K			**W**	White		
												TW	Tunable White	**D**	DALI				
										8	80	**30**	3000K	**N**	ON/OFF				
												40	4000K	**D**	DALI				
				25	2500lm					**8**	80								
K11		**SF**		**15**		**40**		**OP**		**9**		**30**		**N**		**R**		**B**	

FAMILIA FAMILY FAMILLE		**INSTALACIÓN** INSTALLATION		**Lm LED**		**IP**		**ÓPTICA** OPTICS OPTIQUE		**K**		**EQUIPO** GEAR ALIMENTATION		**REFLECTOR** RÉFLECTEUR		**ACABADOS** FINISHES FINITIONS	
K11	Kombic 100	**SF**	Surface	**15**	1500lm	**40**	IP43	**OP**	Opal	**WB3**	Wellbeing 3000K	**N**	ON/OFF	**R**	Bright	**B**	Black 02
				20	2000lm					**WB4**	Wellbeing 4000K	**D**	DALI	**M**	Mettalized Matt	**W**	White 02
														W	White		
K11		**SF**		**15**		**40**		**OP**		**WB3**		**N**		**R**		**B**	

DIMENSIONES DIMENSIONS

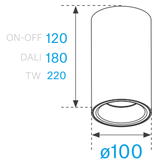

KOMBIC 100 TRACK OPAL

Track NS







DIMENSIONES DIMENSIONS

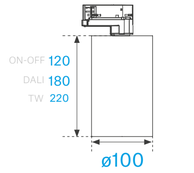

*Suspended: 1000mm cable/câble

TABLA DE CONFIGURACIÓN CONFIGURATION TABLE TABLE DE CONFIGURATION

Crea el código de la referencia a partir de la información técnica. Create reference code from the technical information. Crée le code de référence à partir des informations techniques.

FAMILIA FAMILY FAMILLE		**INSTALACIÓN** INSTALLATION		**Lm LED**		**IP**		**ÓPTICA** OPTICS OPTIQUE		**IRC** CRI		**K**		**EQUIPO** GEAR ALIMENTATION		**REFLECTOR** RÉFLECTEUR		**ACABADOS** FINISHES FINITIONS	
K11	Kombic 100	**TK** **ST**	Track Suspended track	**15** **20** **25**	1500lm 2000lm 200lm	**40**	IP43	**OP**	Opal	**9** **8** **8**	90 80 80	**27** **30** **40** **TW** **30** **40**	2700K 3000K 4000K Tunable White 3000K 4000K	**N** **D** **D** **N** **D**	ON/OFF DALI DALI ON/OFF DALI	**R** **M** **W**	Bright Mettalized Matt White	**B** **W**	Black 02 White 02
K11		**TK**		**15**		**40**		**OP**		**9**		**30**		**N**		**R**		**B**	

FAMILIA FAMILY FAMILLE		**INSTALACIÓN** INSTALLATION		**Lm LED**		**IP**		**ÓPTICA** OPTICS OPTIQUE		**K**		**EQUIPO** GEAR ALIMENTATION		**REFLECTOR** RÉFLECTEUR		**ACABADOS** FINISHES FINITIONS	
K11	Kombic 100	**TK** **ST**	Track Suspended track	**15** **20**	1500lm 200lm	**40**	IP43	**OP**	Opal	**WB3** **WB4**	Wellbeing 3000K Wellbeing 4000K	**N** **D**	ON/OFF DALI	**R** **M** **W**	Bright Mettalized Matt White	**B** **W**	Black 02 White 02
K11		**TK**		**15**		**40**		**OP**		**WB3**		**N**		**R**		**B**	

CE | IP 43 | CLASE I | AI | PC | 650° | TW | Group 0 EN 62471 | LED WB 3000K | LED WB 4000K | 1-10V | PUSH | | | LED RETAIL | lm | K | | TRIAC | + INFO

KOMBIC 100 SURFACE OPTIC

Surface







TABLA DE CONFIGURACIÓN CONFIGURATION TABLE TABLE DE CONFIGURATION

Crea el código de la referencia a partir de la información técnica. Create reference code from the technical information. Crée le code de référence à partir des informations techniques.

FAMILIA FAMILY FAMILLE	**INSTALACIÓN** INSTALLATION	**Lm LED**	**IP**	**ÓPTICA** OPTICS OPTIQUE	**IRC** CRI	**K**	**EQUIPO** GEAR ALIMENTATION	**REFLECTOR** RÉFLECTEUR	**ACABADOS** FINISHES FINITIONS
K11 Kombic 100	**SF** Surface	**15** 1500lm	**40** IP43	**WF** WFL 50º	**9** 90	**27** 2700K **30** 3000K **40** 4000K	**N** ON/OFF **D** DALI	**R** Bright **M** Mettalized Matt **W** White	**B** Black 02 **W** White 02
		20 2000lm				**TW** Tunable White	**D** DALI		
					8 80	**30** 3000K **40** 4000K	**N** ON/OFF **D** DALI		
		25 200lm			**8** 80				
K11	**SF**	**15**	**40**	**WF**	**9**	**30**	**N**	**R**	**B**

FAMILIA FAMILY FAMILLE	**INSTALACIÓN** INSTALLATION	**Lm LED**	**IP**	**ÓPTICA** OPTICS OPTIQUE	**K**	**EQUIPO** GEAR ALIMENTATION	**REFLECTOR** RÉFLECTEUR	**ACABADOS** FINISHES FINITIONS
K11 Kombic 100	**SF** Surface	**15** 1500lm **20** 200lm	**40** IP43	**WF** WFL 50º	**WB3** Wellbeing 3000K **WB4** Wellbeing 4000K	**N** ON/OFF **D** DALI	**R** Bright **M** Mettalized Matt **W** White	**B** Black 02 **W** White 02
K11	**SF**	**15**	**40**	**WF**	**WB3**	**N**	**R**	**B**

DIMENSIONES DIMENSIONS

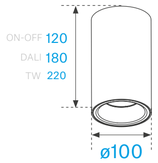

IP 43 · CLASE I · AI · PC · 650º · TW · Group 0 EN 62471 · LED WB 3000K · LED WB 4000K · 1-10V · PUSH · LED RETAIL · lm · K · TRIAC · + INFO

KOMBIC 100 TRACK OPTIC

Track NS







DIMENSIONES DIMENSIONS

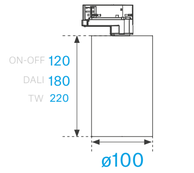

*Suspended: 1000mm cable/câble

TABLA DE CONFIGURACIÓN CONFIGURATION TABLE TABLE DE CONFIGURATION

Crea el código de la referencia a partir de la información técnica. Create reference code from the technical information. Crée le code de référence à partir des informations techniques.

FAMILIA FAMILY FAMILLE		**INSTALACIÓN** INSTALLATION		**Lm LED**		**IP**		**ÓPTICA** OPTICS OPTIQUE		**IRC** CRI		**K**		**EQUIPO** GEAR ALIMENTATION		**REFLECTOR** RÉFLECTEUR		**ACABADOS** FINISHES FINITIONS	
K11	Kombic 100	**TK** **ST**	Track Suspended track	**15** **20** **25**	1500lm 2000lm 200lm	**40**	IP43	**WF**	WFL 50º	**9** **8** **8**	90 80 80	**27** **30** **40** **TW** **30** **40**	2700K 3000K 4000K Tunable White 3000K 4000K	**N** **D** **D** **N** **D**	ON/OFF DALI DALI ON/OFF DALI	**R** **M** **W**	Bright Mettalized Matt White	**B** **W**	Black 02 White 02
K11		**TK**		**15**		**40**		**WF**		**9**		**30**		**N**		**R**		**B**	

FAMILIA FAMILY FAMILLE		**INSTALACIÓN** INSTALLATION		**Lm LED**		**IP**		**ÓPTICA** OPTICS OPTIQUE		**K**		**EQUIPO** GEAR ALIMENTATION		**REFLECTOR** RÉFLECTEUR		**ACABADOS** FINISHES FINITIONS	
K11	Kombic 100	**TK** **ST**	Track Suspended track	**15** **20**	1500lm 200lm	**40**	IP43	**WF**	WFL 50º	**WB3** **WB4**	Wellbeing 3000K Wellbeing 4000K	**N** **D**	ON/OFF DALI	**R** **M** **W**	Bright Mettalized Matt White	**B** **W**	Black 02 White 02
K11		**TK**		**15**		**40**		**WF**		**WB3**		**N**		**R**		**B**	

KOMBIC 100 SURFACE OPAL & OPTIC

CURVA FOTOMÉTRICA PHOTOMETRIC CURVE CORUBE PHOTOMÉTRIQUE

OP

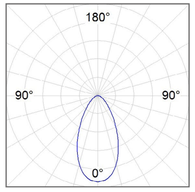

η = 100%
Imax = 942 cd/klm
UTE: 1,00B
CIE: 75 94 99 100 100

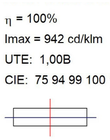

WF

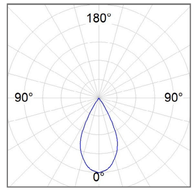

η = 100%
Imax = 1601 cd/klm
UTE:
CIE: 99 100 100 100 100

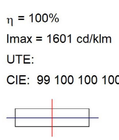

TABLA DE FLUJOS Y POTENCIA FLOW AND POWER TABLE TABLEAU DES FLUX ET PUISSANCES

SURFACE OPAL		1500lm			2000lm			2500lm		
		CRI	PLUM W	LM OUT	CRI	PLUM W	LM OUT	CRI	PLUM W	LM OUT
B	2700K	90	13,4	1191	90	19,1	1598			
	2700K									
	3000K	90	13,4	1230	90	19,1	1648			
	3000K				80	13,4	1460	80	19,1	1959
	4000K	90	13,4	1336	90	19,1	1792			
	4000K				80	13,4	1547	80	19,1	2082
	WB3	95	13,9	971	95	20	1316			
	WB4			1031			1394			
M	2700K	90	13,4	1135	90	19,1	1523			
	2700K									
	3000K	90	13,4	1172	90	19,1	1571			
	3000K				80	13,4	1392	80	19,1	1867
	4000K	90	13,4	1273	90	19,1	1708			
	4000K				80	13,4	1474	80	19,1	1978
	WB3	95	13,9	929	95	20	1243			
	WB4			986			1317			
W	2700K	90	13,4	1186	90	19,1	1591			
	2700K									
	3000K	90	13,4	1225	90	19,1	1642			
	3000K				80	13,4	1454	80	19,1	1951
	4000K	90	13,4	1330	90	19,1	1785			
	4000K				80	13,4	1541	80	19,1	2067
	WB3	95	13,9	951	95	20	1206			
	WB4			1035			1398			

SURFACE OPTIC WF		1500lm			2000lm			2500lm		
		CRI	PLUM W	LM OUT	CRI	PLUM W	LM OUT	CRI	PLUM W	LM OUT
B	2700K	90	13,4	983	90	19,1	1312			
	2700K									
	3000K	90	13,4	1015	90	19,1	1354			
	3000K				80	13,7	1205	80	19,8	1609
	4000K	90	13,4	1102	90	19,1	1472			
	4000K				80	13,7	1277	80	19,8	1704
	WB3	95	13,9	835	95	20	1109			
	WB4			885			1175			
M	2700K	90	13,4	1030	90	19,	1380			
	2700K									
	3000K	90	13,4	1068	90	19,1	1424			
	3000K				80	13,7	1268	80	19,8	1692
	4000K	90	13,4	1160	90	19,1	1548			
	4000K				80	13,7	1343	80	19,8	1792
	WB3	95	13,9	862	95	20	1185			
	WB4			914			1255			
W	2700K	90	13,4	1040	90	19,1	1387			
	2700K									
	3000K	90	13,4	1074	90	19,1	1432			
	3000K				80	13,7	1275	80	19,8	1801
	4000K	90	13,4	1116	90	19,1	1556			
	4000K				80	13,7	1351	80	19,8	1902
	WB3	95	13,9	857	95	20	1057			
	WB4			947			1263			

KOMBIC 100 SURFACE & TRACK REFLECTOR

Surface **Track** NS



TABLA DE CONFIGURACIÓN CONFIGURATION TABLE TABLE DE CONFIGURATION

Crea el código de la referencia a partir de la información técnica. Create reference code from the technical information. Crée le code de référence à partir des informations techniques.

FAMILIA FAMILY FAMILLE		**INSTALACIÓN** INSTALLATION		**Lm LED**		**IP**		**ÓPTICA** OPTICS OPTIQUE		**IRC** CRI		**K**		**EQUIPO** GEAR ALIMENTATION		**REFLECTOR** RÉFLECTEUR		**ACABADOS** FINISHES FINITIONS	
K11	Kombic 100	**SF**	Surface	**15**	1500lm	**40**	IP43	**RF**	Flood	**9**	90	**27**	2700K	**N**	ON/OFF	**R**	Bright	**B**	Black 02
		TK	Track					**RW**	Wide Flood			**30**	3000K	**D**	DALI	**M**	Mettalized Matt	**W**	White 02
		ST	Suspended track									**40**	4000K			**W**	White		
				20	2000lm					**9**	90	**TW**	Tunable White	**D**	DALI				
										8	80	**30**	3000K	**N**	ON/OFF				
				25	200lm					**8**	80	**40**	4000K	**D**	DALI				
K11		**SF**		**15**		**40**		**RF**		**9**		**30**		**N**		**R**		**B**	

DIMENSIONES DIMENSIONS

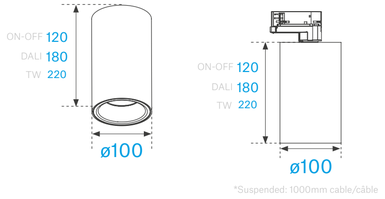

SURFACE

*Suspended: 1000mm cable/câble

TRACK

IP 43 · CLASE I · AI · PC · 650º · TW · Group 0 EN 62471 · LED WB 3000K · LED WB 4000K · 1-10V · PUSH · LED RETAIL · lm · K · TRIAC · INFO

KOMBIC 100 SURFACE REFLECTOR

CURVA FOTOMÉTRICA PHOTOMETRIC CURVE CORUBE PHOTOMÉTRIQUE

RW

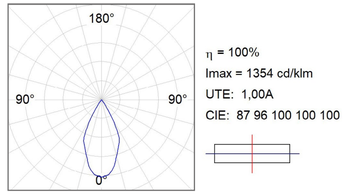

η = 100%
Imax = 1354 cd/klm
UTE: 1,00A
CIE: 87 96 100 100 100

RF

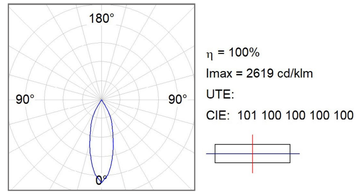

η = 100%
Imax = 2619 cd/klm
UTE:
CIE: 101 100 100 100 100

TABLA DE FLUJOS Y POTENCIA FLOW AND POWER TABLE TABLEAU DES FLUX ET PUISSANCES

SURFACE RW		1500lm			2000lm			2500lm		
		CRI	PLUM W	LM OUT	CRI	PLUM W	LM OUT	CRI	PLUM W	LM OUT
B	2700K	90	14,5	1168	90	19,8	1598			
	2700K									
	3000K	90	14,5	1218	90	19,8	1636			
	3000K				80	14,5	1421	80	19,8	1908
	4000K	90	14,5	1299	90	19,8	1744			
	4000K				80	14,5	1491	80	19,8	2002
M	2700K	90	14,5	1264	90	19,8	1710			
	2700K									
	3000K	90	14,5	1318	90	19,8	1784			
	3000K				80	14,5	1538	80	19,8	2081
	4000K	90	14,5	1406	90	19,8	1902			
	4000K				80	14,5	1614	80	19,8	2184
W	2700K	90	14,5	1264	90	19,8	1710			
	2700K									
	3000K	90	14,5	1318	90	19,8	1784			
	3000K				80	14,5	1538	80	19,8	2081
	4000K	90	14,5	1406	90	19,8	1902			
	4000K				80	14,5	1614	80	19,8	2184

SURFACE RF		1500lm			2000lm			2500lm		
		CRI	PLUM W	LM OUT	CRI	PLUM W	LM OUT	CRI	PLUM W	LM OUT
B	2700K	90	14,5	1273	90	19,8	1711			
	2700K									
	3000K	90	14,5	1328	90	19,8	1785			
	3000K				80	14,5	1549	80	19,8	2082
	4000K	90	14,5	1416	90	19,8	1903			
	4000K				80	14,5	1226	80	19,8	2185
M	2700K	90	14,5	1325	90	19,8	1815			
	2700K									
	3000K	90	14,5	1382	90	19,8	1893			
	3000K				80	14,5	1612	80	19,8	2208
	4000K	90	14,5	1474	90	19,8	2019			
	4000K				80	14,5	1692	80	19,8	2318
W	2700K	90	14,5	1325	90	19,8	1815			
	2700K									
	3000K	90	14,5	1382	90	19,8	1893			
	3000K				80	14,5	1612	80	19,8	2208
	4000K	90	14,5	1474	90	19,8	2019			
	4000K				80	14,5	1692	80	19,8	2318

KOMBIC 100 DOWNLIGHT OPAL

Round



Square



IP65



DIMENSIONES DIMENSIONS

DOWNLIGHT ROUND

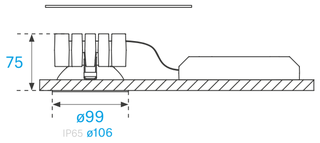

DOWNLIGHT SQUARE

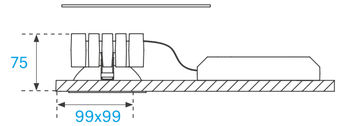

TABLA DE CONFIGURACIÓN CONFIGURATION TABLE TABLE DE CONFIGURATION

Crea el código de la referencia a partir de la información técnica. Create reference code from the technical information. Crée le code de référence à partir des informations techniques.

FAMILIA FAMILY FAMILLE		INSTALACIÓN INSTALLATION		Lm LED		IP		ÓPTICA OPTICS OPTIQUE		IRC CRI		K		EQUIPO GEAR ALIMENTATION		REFLECTOR RÉFLECTEUR		ACABADOS FINISHES FINITIONS	
K11	Kombic 100	**RD** **SQ**	Round Square	**15**	1500lm	**40**	IP43	**OP**	Opal	**9**	90	**27** **30** **35** **40**	2700K 3000K 3500K 4000K	**N** **D**	ON/OFF DALI	**R** **M** **W**	Bright Mettalized Matt White	**W**	White 02
				20	2000lm					**9**	90	**TW**	Tunable White	**D**	DALI				
						40 **65**	IP43 IP65			**8**	80	**30** **40**	3000K 4000K	**N** **D**	ON/OFF DALI	**W**	White		
				15 **20**	1500lm 2000lm	**65**	IP65					**WB3** **WB4**	WB 3000K WB 4000K			**M**	Matt		
				25	2000lm	**40**	IP43									**R** **M** **W**	Bright Mettalized Matt White		
K11		**RD**		**15**		**40**		**OP**		**9**		**30**		**N**		**R**		**W**	

FAMILIA FAMILY FAMILLE		INSTALACIÓN INSTALLATION		Lm LED		IP		ÓPTICA OPTICS OPTIQUE		K		EQUIPO GEAR ALIMENTATION		REFLECTOR RÉFLECTEUR		ACABADOS FINISHES FINITIONS	
K11	Kombic 100	**RD** **SQ**	Round Square	**15** **20**	1500lm 200lm	**40**	IP43	**OP**	Opal	**WB3** **WB4**	Wellbeing 3000K Wellbeing 4000K	**N** **D**	ON/OFF DALI	**R** **M** **W**	Bright Mettalized Matt White	**W**	White 02
K11		**RD**		**15**		**40**		**OP**		**WB3**		**N**		**R**		**W**	

KOMBIC 100 DOWNLIGHT OPTIC

Round



Square



Orientable



DIMENSIONES DIMENSIONS

DOWNLIGHT ROUND

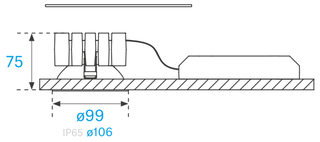

DOWNLIGHT SQUARE

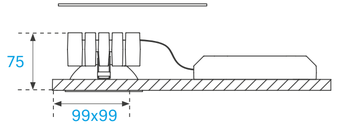

DOWNLIGHT ORIENTABLE

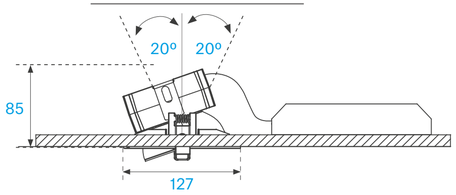

TABLA DE CONFIGURACIÓN CONFIGURATION TABLE TABLE DE CONFIGURATION

Crea el código de la referencia a partir de la información técnica. Create reference code from the technical information. Crée le code de référence à partir des informations techniques.

FAMILIA FAMILY FAMILLE	INSTALACIÓN INSTALLATION	Lm LED	IP	ÓPTICA OPTICS OPTIQUE	IRC CRI	K	EQUIPO GEAR ALIMENTATION	REFLECTOR RÉFLECTEUR	ACABADOS FINISHES FINITIONS
K11 Kombic 100	**RD** Round **SQ** Square	**15** 1500lm	**40** IP43	**WF** WFL 50º	**9** 90	**27** 2700K **30** 3000K **35** 3500K **40** 4000K	**N** ON/OFF **D** DALI	**B** Black **M** Mettalized Matt **W** White	**B** Black 02 **W** White 02
			43 IP43	**EL** Elliptic **WW** WallWasher					
		20 2000lm	**40** IP43	**WF** WFL 50º	**8** 80 **9** 90				
			43 IP43	**EL** Elliptic **WW** WallWasher					
				WF WFL 50º	**9** 90	**TW** Tunable White	**D** DALI		
		25 2500lm	**40** IP43	**WF** WFL 50º	**8** 80	**27** 2700K **30** 3000K **40** 4000K	**N** ON/OFF **D** DALI		
			43 IP43	**EL** Elliptic **WW** WallWasher					
		15 1500lm **20** 2000lm		**WF** WFL 50º		**WB3** Wellbeing 3000K **WB4** Wellbeing 4000K			
K11	**RD**	**15**	**40**	**WF**	**9**	**30**	**N**	**B**	**W**

FAMILIA FAMILY FAMILLE	INSTALACIÓN INSTALLATION	Lm LED	IP	ÓPTICA OPTICS OPTIQUE	IRC CRI	K	EQUIPO GEAR ALIMENTATION	REFLECTOR RÉFLECTEUR	ACABADOS FINISHES FINITIONS
K11 Kombic 100	**RO** Round Orientable	**15** 1500lm	**40** IP43	**WF** WFL 50º	**9** 90	**27** 2700K **30** 3000K **40** 4000K	**N** ON/OFF **D** DALI	**B** Black **M** Mettalized Matt **W** White	**B** Black 02 **W** White 02
		20 2000lm **25** 2500lm			**8** 80	**30** 3000K **40** 4000K			
K11	**RO**	**15**	**40**	**WF**	**9**	**30**	**N**	**B**	**W**

CE · IP 20 INT 43 EXT · PC · 650º · TW · UGR <19 · Group 0 EN 62471 · AI · 2m · 1-10V · TRIAC · PUSH · LED RETAIL · ↑lm · + INFO

KOMBIC 100 DOWNLIGHT OPAL & OPTIC

CURVA FOTOMÉTRICA PHOTOMETRIC CURVE CORUBE PHOTOMÉTRIQUE

OP

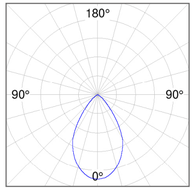

η = 100%
Imax = 893 cd/klm
UTE: 1,00A
CIE: 84 99 100 100 100



WF

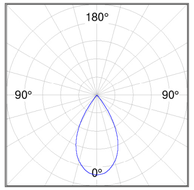

η = 100%
Imax = 1327 cd/klm
UTE:
CIE: 99 100 100 100 100



TABLA DE FLUJOS Y POTENCIA FLOW AND POWER TABLE TABLEAU DES FLUX ET PUISSANCES

DOWNLIGHT OPAL		1500lm			2000lm			2500lm		
		CRI	PLUM W	LM OUT	CRI	PLUM W	LM OUT	CRI	PLUM W	LM OUT
B	2700K	90	13,7	1191	90	20,4	1598			
	2700K									
	3000K	90	13,7	1230	90	20,4	1648			
	3000K				80	14,8	1460	80	21,6	1951
	3500K	90	13,4	1256	90	19,1	1700			
	4000K	90	13,7	1336	90	20,4	1792			
	4000K				80	14,8	1547	80	21,6	2067
	WB3	95	13,9	971	95	20	1316			
	WB4			1031			1394			
M	2700K	90	13,7	1135	90	20,4	1523			
	2700K									
	3000K	90	13,7	1172	90	20,4	1571			
	3000K				80	14,8	1392	80	21,6	1951
	3500K	90	13,4	1197	90	19,1	1604			
	4000K	90	13,7	1273	90	20,4	1708			
	4000K				80	14,8	1474	80	21,6	2067
	WB3	95	13,9	929	95	20	1243			
	WB4			986			1317			
W	2700K	90	13,7	1186	90	20,4	1591			
	2700K									
	3000K	90	13,7	1225	90	20,4	1642			
	3000K				80	14,8	1454	80	21,6	1951
	3500K	90	13,4	1251	90	19,1	1676			
	4000K	90	13,7	1330	90	20,4	1785			
	4000K				80	14,8	1541	80	21,6	2067
	WB3	95	13,9	951	95	20	1206			
	WB4			1035			1398			

DOWNLIGHT OPTIC WF		1500lm			2000lm			2500lm		
		CRI	PLUM W	LM OUT	CRI	PLUM W	LM OUT	CRI	PLUM W	LM OUT
B	2700K	90	13,4	983	90	19,1	1312			
	2700K							80	19,8	1609
	3000K	90	13,4	1015	90	19,1	1354			
	3000K				80	13,7	1205	80	19,8	1609
	3500K	90	13,4	1036	90	20,3	1503			
	4000K	90	13,4	1102	90	19,1	1472			
	4000K				80	13,7	1277	80	19,8	1704
	WB3	95	13,9	835	95	20	1109			
	WB4			885			1175			
M	2700K	90	13,4	1030	90	19,1	1380			
	2700K									
	3000K	90	13,4	1068	90	19,1	1424			
	3500K	90	13,4	1100	90	20,3	1579			
	3000K				80	13,7	1268	80	19,8	1692
	4000K	90	13,4	1160	90	19,1	1548			
	4000K				80	13,7	1343	80	19,8	1792
	WB3	95	13,9	862	95	20	1185			
	WB4			914			1255			
W	2700K	90	13,4	1040	90	19,1	1387			
	2700K									
	3000K	90	13,4	1074	90	19,1	1432			
	3000K				80	13,7	1275	80	19,8	1701
	3500K	90	13,4	1097	90	20,3	1589			
	4000K	90	13,4	1116	90	19,1	1556			
	4000K				80	13,7	1351	80	19,8	1802
	WB3	95	13,9	857	95	20	1057			
	WB4			947			1263			

KOMBIC 100 DOWNLIGHT OPTIC ELLIPTIC & WALLWASHER

CURVA FOTOMÉTRICA PHOTOMETRIC CURVE CORUBE PHOTOMÉTRIQUE

EL

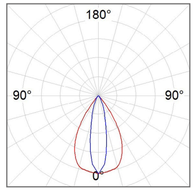

η = 101%
Imax = 2063 cd/klm
UTE: 1,01A
CIE: 96 100 100 100 101

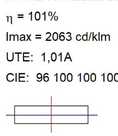

WW

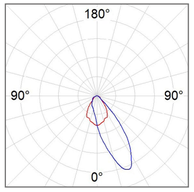

η = 100%
Imax = 1245 cd/klm
UTE: 1,00B
CIE: 74 93 99 100 100

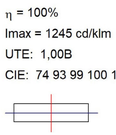

TABLA DE FLUJOS Y POTENCIA FLOW AND POWER TABLE TABLEAU DES FLUX ET PUISSANCES

DOWNLIGHT ELLIPTIC		1500lm			2000lm		
		CRI	PLUM W	LM OUT	CRI	PLUM W	LM OUT
B	2700K	90	13,7	1163	90	19,8	1563
	2700K						
	3000K	90	13,7	1213	90	19,8	1631
	3000K	80	13,7	1425	80	19,8	1915
	3500K	90	13,7	1238	90	19,8	1665
	4000K	90	13,7	1294	90	19,8	1739
	4000K	80	13,7	1495	80	19,8	2010
M	2700K	90	13,4	1239	90	19,8	1665
	2700K						
	3000K	90	13,7	1293	90	19,8	1737
	3000K	80	13,7	1518	80	19,8	2040
	3500K	90	13,7	1320	90	19,8	1773
	4000K	90	13,7	1378	90	19,8	1853
	4000K	80	13,7	1593	80	19,8	2141
W	2700K	90	13,4	1239	90	19,8	1665
	2700K						
	3000K	90	13,7	1293	90	19,8	1737
	3000K	80	13,7	1518	80	19,8	2040
	3500K	90	13,7	1320	90	19,8	1773
	4000K	90	13,7	1378	90	19,8	1853
	4000K	80	13,7	1593	80	19,8	2141

DOWNLIGHT WALLWASHER		1500lm			2000lm			2500lm		
		CRI	PLUM W	LM OUT	CRI	PLUM W	LM OUT	CRI	PLUM W	LM OUT
B	2700K	90	13,7	901	90	19,8	1209			
	2700K									
	3000K	90	13,7	940	90	19,8	1262			
	3000K	80	13,7	1159	80	13,7	1159	80	19,8	1555
	3500K	90	13,7	960	90	19,8	1289			
	4000K	90	13,7	1003	90	19,8	1346			
	4000K	80	13,7	1216	80	13,7	1216	80	19,8	1632
M	2700K	90	13,4	1210	90	19,8	1633			
	2700K									
	3000K	90	13,7	1263	90	19,8	1703			
	3000K	80	13,7	1556	80	13,7	1556	80	19,8	2099
	3500K	90	13,7	1290	90	19,8	1739			
	4000K	90	13,7	1346	90	19,8	1816			
	4000K	80	13,7	1633	80	13,7	1633	80	19,8	2203
W	2700K	90	13,4	1210	90	19,8	1633			
	2700K									
	3000K	90	13,7	1263	90	19,8	1703			
	3000K	80	13,7	1556	80	13,7	1556	80	19,8	2099
	3500K	90	13,7	1290	90	19,8	1739			
	4000K	90	13,7	1346	90	19,8	1816			
	4000K	80	13,7	1633	80	13,7	1633	80	19,8	2203

KOMBIC 100 DOWNLIGHT REFLECTOR

Round



DIMENSIONES DIMENSIONS

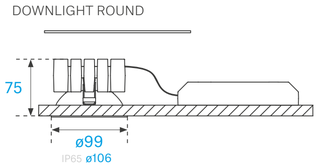

TABLA DE CONFIGURACIÓN CONFIGURATION TABLE TABLE DE CONFIGURATION

Crea el código de la referencia a partir de la información técnica. Create reference code from the technical information. Crée le code de référence à partir des informations techniques.

FAMILIA FAMILY FAMILLE	**INSTALACIÓN** INSTALLATION	**Lm LED**	**IP**	**ÓPTICA** OPTICS OPTIQUE	**IRC** CRI	**K**	**EQUIPO** GEAR ALIMENTATION	**REFLECTOR** RÉFLECTEUR	**ACABADOS** FINISHES FINITIONS
K11 Kombic 100	**RD** Round	**15** 1500lm	**23** IP23	**RF** Flood	**9** 90	**27** 2700K	**N** ON/OFF	**B** Black	**B** Black 02
				RW Wide Flood		**30** 3000K	**D** DALI	**M** Mettalized Matt	**W** White 02
		20 2000lm				**40** 4000K		**W** White	
					8 80	**30** 3000K			
						40 4000K			
		25 2000lm							
K11	**RD**	**15**	**23**	**RF**	**9**	**30**	**N**	**B**	**W**

KOMBIC 100 DOWNLIGHT REFLECTOR

CURVA FOTOMÉTRICA PHOTOMETRIC CURVE CORUBE PHOTOMÉTRIQUE

RW

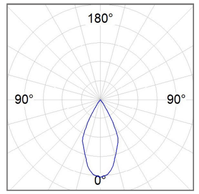

η = 100%
Imax = 1354 cd/klm
UTE: 1,00A
CIE: 87 96 100 100 100

RF

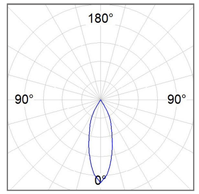

η = 100%
Imax = 2619 cd/klm
UTE:
CIE: 101 100 100 100 100

RO

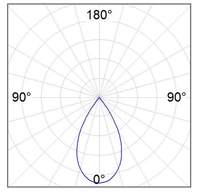

η = 100%
Imax = 1327 cd/klm
UTE:
CIE: 99 100 100 100 100

TABLA DE FLUJOS Y POTENCIA FLOW AND POWER TABLE TABLEAU DES FLUX ET PUISSANCES

DOWNLIGHT RW		1500lm			2000lm			2500lm		
		CRI	PLUM W	LM OUT	CRI	PLUM W	LM OUT	CRI	PLUM W	LM OUT
B	2700K	90	14,5	1168	90	19,8	1598			
	2700K									
	3000K	90	14,5	1218	90	19,8	1636			
	3000K				80	14,5	1421	80	19,8	1908
	4000K	90	14,5	1299	90	19,8	1744			
	4000K				80	14,5	1491	80	19,8	2002
M	2700K	90	14,5	1264	90	19,8	1710			
	2700K									
	3000K	90	14,5	1318	90	19,8	1784			
	3000K				80	14,5	1538	80	19,8	2081
	4000K	90	14,5	1406	90	19,8	1902			
	4000K				80	14,5	1614	80	19,8	2184
W	2700K	90	14,5	1264	90	19,8	1710			
	2700K									
	3000K	90	14,5	1318	90	19,8	1784			
	3000K				80	14,5	1538	80	19,8	2081
	4000K	90	14,5	1406	90	19,8	1902			
	4000K				80	14,5	1614	80	19,8	2184

DOWNLIGHT RF		1500lm			2000lm			2500lm		
		CRI	PLUM W	LM OUT	CRI	PLUM W	LM OUT	CRI	PLUM W	LM OUT
B	2700K	90	14,5	1273	90	19,8	1711			
	2700K									
	3000K	90	14,5	1328	90	19,8	1785			
	3000K				80	14,5	1549	80	19,8	2082
	4000K	90	14,5	1416	90	19,8	1903			
	4000K				80	14,5	1226	80	19,8	2185
M	2700K	90	14,5	1325	90	19,8	1815			
	2700K									
	3000K	90	14,5	1382	90	19,8	1893			
	3000K				80	14,5	1612	80	19,8	2208
	4000K	90	14,5	1474	90	19,8	2019			
	4000K				80	14,5	1692	80	19,8	2318
W	2700K	90	14,5	1325	90	19,8	1815			
	2700K									
	3000K	90	14,5	1382	90	19,8	1893			
	3000K				80	14,5	1612	80	19,8	2208
	4000K	90	14,5	1474	90	19,8	2019			
	4000K				80	14,5	1692	80	19,8	2318

DOWNLIGHT ORIENTABLE		1500lm			2000lm			2500lm		
		CRI	PLUM W	LM OUT	CRI	PLUM W	LM OUT	CRI	PLUM W	LM OUT
B	2700K	90	13,4	1396	90	20,3	1396	90	20,3	1396
	2700K									
	3000K	90	13,4	1015	90	20,3	1472			
	3000K	80	13,7	1205				80	19,8	1609
	4000K	90	13,4	1277	90	20,3	1552			
	4000K	80	13,7					80	19,8	1704
W	2700K	90	13,4	1040	90	20,3	1472			
	2700K									
	3000K	90	13,4	1074	90	20,3	1556			
	3000K				80	13,7	1275	80	19,8	1701
	4000K	90	13,4	1102	90	20,3	1640			
	4000K				80	13,7	1351	80	19,8	1802

ACCESORIOS ACCESSORIES ACCESSOIRES

KOMBIC 100 SURFACE



SUSPENSIÓN RÍGIDA PARA CONEXIÓN ELÉCTRICA
RIGID SUSPENSION FOR ELECTRICAL CONNECTION
SUSPENSION RIGIDE POUR LE RACCORDEMENT ÉLECTRIQUE

REF.	COLOR	mm
K1SUCARG0500NW	○	0,5
K1SUCARG0500DW	○	0,5
K1SUCARG0500NB	●	0,5
K1SUCARG0500DB	●	0,5
K1SUCARG1000NW	○	1
K1SUCARG1000DW	○	1
K1SUCARG1000NB	●	1
K1SUCARG1000DB	●	1



PASACABLES
CABLE RAIL
PASSAGE DE CÂBLE

REF.	COLOR
K11SUADLATWH	○
K11SUADLATBK	●

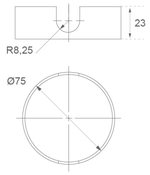



SUSPENSIÓN
SUSPENSION
SUSPENSION

REF.	COLOR
K1SUCAWI2000NW	○
K1SUCAWI2000DW	○
K1SUCAWI2000NB	●
K1SUCAWI2000DB	●

KOMBIC 100 DOWNLIGHT



ARO EMBELLECEDOR
TRIM RING
ANNEAU DE GARNITURE

REF.	COLOR
RIRD240W	●
RIRD240G	○
RIRD240B	●



ARO EMBELLECEDOR
TRIM RING
ANNEAU DE GARNITURE

REF.	COLOR
FRSQ235W	○
FRSQ235B	●



ARO ADAPTADOR PARA 250mm
ADAPTER RING FOR 250mm
ANNEAU D'ADAPTATION POUR 250MM

REF.	COLOR
ADRD250W	○

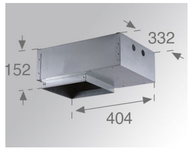

CAJA EMPOTRAMIENTO PARA HORMIGÓN
CONCRETE EMBEDDING BOX
BOÎTE D'ENCASTREMENT POUR LE BÉTON

REF.
B0RE404



DIFUSOR TRANSPARENTE
TRANSPARENT DIFFUSER
DIFFUSEUR TRANSPARENT

REF.	COLOR
DITRRD240W	○
DITRRD240G	●
DITRRD240B	●



DIFUSOR TRANSPARENTE
TRANSPARENT DIFFUSER
DIFFUSEUR TRANSPARENT

REF.	COLOR
DITRSQ240W	○
DITRSQ240B	●

Kombic 150

/TECHNICAL *information*

+ FAMILY PRESENTATION

KOMBIC 150 SURFACE OPAL & OPTIC

Opal



Optic



TABLA DE CONFIGURACIÓN CONFIGURATION TABLE TABLE DE CONFIGURATION

Crea el código de la referencia a partir de la información técnica. Create reference code from the technical information. Crée le code de référence à partir des informations techniques.

FAMILIA FAMILY FAMILLE		**INSTALACIÓN** INSTALLATION		**Lm LED**		**IP**		**ÓPTICA** OPTICS OPTIQUE		**IRC** CRI		**K**		**EQUIPO** GEAR ALIMENTATION		**REFLECTOR** RÉFLECTEUR		**ACABADOS** FINISHES FINITIONS	
K21	Kombic 150	**SF**	Surface	**20**	2000lm	**40**	IP43	**OP**	Opal	**9**	90	**27**	2700K	**N**	ON/OFF	**R**	Bright	**B**	Black 02
				30	3000lm			**WF**	Wide Flood 50º			**30**	3000K	**D**	DALI	**M**	Mettalized Matt	**W**	White 02
												40	4000K			**W**	White		
				20	2000lm					**8**	80	**30**	3000K						
				30	3000lm							**40**	4000K						
				35	3500lm														
				30	3000lm					**9**	90	**TW**	Tunable White	**D**	DALI				
K21		**SF**		**20**		**40**		**OP**		**9**		**30**		**N**		**R**		**B**	

FAMILIA FAMILY FAMILLE		**INSTALACIÓN** INSTALLATION		**Lm LED**		**IP**		**ÓPTICA** OPTICS OPTIQUE		**K**		**EQUIPO** GEAR ALIMENTATION		**REFLECTOR** RÉFLECTEUR		**ACABADOS** FINISHES FINITIONS	
K21	Kombic 150	**SF**	Surface	**20**	2000lm	**40**	IP43	**OP**	Opal	**WB3**	Wellbeing 3000K	**N**	ON/OFF	**R**	Bright	**B**	Black 02
				25	2500lm			**WF**	Wide Flood 50º	**WB4**	Wellbeing 4000K	**D**	DALI	**M**	Mettalized Matt	**W**	White 02
														W	White		
K21		**SF**		**20**		**40**		**OP**		**WB3**		**N**		**R**		**B**	

DIMENSIONES DIMENSIONS

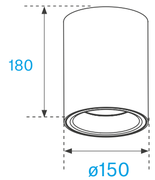

KOMBIC 150 SURFACE OPAL & OPTIC

CURVA FOTOMÉTRICA PHOTOMETRIC CURVE CORUBE PHOTOMÉTRIQUE

OP

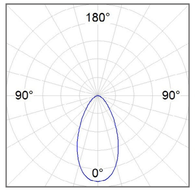

η = 100%
Imax = 942 cd/klm
UTE: 1,00B
CIE: 75 94 99 100 100



WF

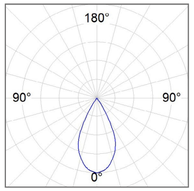

η = 100%
Imax = 1601 cd/klm
UTE:
CIE: 99 100 100 100 100



TABLA DE FLUJOS Y POTENCIA FLOW AND POWER TABLE TABLEAU DES FLUX ET PUISSANCES

SURFACE OPAL		2000lm			2500lm			3000lm			3500lm		
		CRI	PLUM W	LM OUT	CRI	PLUM W	LM OUT	CRI	PLUM W	LM OUT	CRI	PLUM W	LM OUT
B	2700K	90	19,8	1675				90	27,7	2227			
	2700K												
	3000K	90	19,8	1739				90	27,7	2312			
	3000K	80	13,4	1488				80	19,9	2096	80	27,7	2788
	4000K	90	19,8	1874				90	27,7	2492			
	4000K	80	13,4	1550				80	19,9	2184	80	27,7	2904
	TW	90	23,9	1653									
	WB3	97	19	1368	97	27,4	1932						
	WB4			1491			2190						
M	2700K	90	19,8	1606				90	27,7	2135			
	2700K												
	3000K	90	19,8	1667				90	27,7	2216			
	3000K	80	13,4	1427				80	19,9	2010	80	27,7	2673
	4000K	90	19,8	1797				90	27,7	2389			
	4000K	80	13,4	1486				80	19,9	2094	80	27,7	2784
	TW	90	23,9	1737									
	WB3	95	19	1308	97	27,4	1884						
	WB4			1429			2075						
W	2700K	90	19,8	1658				90	27,7	2203			
	2700K												
	3000K	90	19,8	1720				90	27,7	2288			
	3000K	80	13,4	1473				80	19,9	2074	80	27,7	2759
	4000K	90	19,8	1854				90	27,7	2466			
	4000K	80	13,4	1534				80	19,9	2161	80	27,7	2874
	TW	90	23,9	1721									
	WB3	95	19	1361	97	27,4	1951						
	WB4			1474			2170						

SURFACE OPTIC		2000lm			2500lm			3000lm			3500lm		
		CRI	PLUM W	LM OUT	CRI	PLUM W	LM OUT	CRI	PLUM W	LM OUT	CRI	PLUM W	LM OUT
B	2700K	90	19,8	1289				90	27,7	1713			
	2700K												
	3000K	90	19,8	1739				90	27,7	1779			
	3000K	80	13,4	1145				80	19,9	1613	80	27,7	2145
	4000K	90	19,8	1874				90	27,7	1917			
	4000K	80	13,4	1193				80	19,9	1680	80	27,7	2235
	TW	90	23,9	1352									
	WB3	97	19	1192	97	27,4	1543						
	WB4			1297			1652						
M	2700K	90	19,8	1293				90	27,7	1718			
	2700K												
	3000K	90	19,8	1667				90	27,7	1784			
	3000K	80	13,4	1148				80	19,9	1618	80	27,7	2151
	4000K	90	19,8	1797				90	27,7	1923			
	4000K	80	13,4	1196				80	19,9	1685	80	27,7	2241
	TW	90	23,9	1362									
	WB3	95	19	1205	97	27,4	1567						
	WB4			1321			1713						
W	2700K	90	19,8	1332				90	27,7	1771			
	2700K												
	3000K	90	19,8	1720				90	27,7	1838			
	3000K	80	13,4	1184				80	19,9	1677	80	27,7	2217
	4000K	90	19,8	1854				90	27,7	1982			
	4000K	80	13,4	1233				80	19,9	1737	80	27,7	2310
	TW	90	23,9	1381									
	WB3	95	19	1208	97	27,4	1596						
	WB4			1335			1711						

KOMBIC 150 DOWNLIGHT OPAL & OPTIC







DIMENSIONES DIMENSIONS

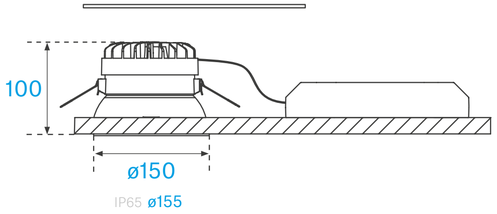

TABLA DE CONFIGURACIÓN CONFIGURATION TABLE TABLE DE CONFIGURATION

Crea el código de la referencia a partir de la información técnica. Create reference code from the technical information. Crée le code de référence à partir des informations techniques.

FAMILIA / FAMILY / FAMILLE	INSTALACIÓN / INSTALLATION	Lm LED	IP	ÓPTICA / OPTICS / OPTIQUE	IRC / CRI	K	EQUIPO / GEAR / ALIMENTATION	REFLECTOR / RÉFLECTEUR	ACABADOS / FINISHES / FINITIONS
K21 Kombic 150	**RD** Round	**20** 2000lm **30** 3000lm	**40** IP43	**OP** Opal	**9** 90	**27** 2700K **30** 3000K **40** 4000K	**N** ON/OFF **D** DALI	**B** Black 02 **M** Mettalized Matt **W** White	**B** Black 02 **W** White 02
				WF Wide Flood 50º **WW** WallWasher **EL** Elliptic				**B** Black 02	
		20 2000lm **30** 3000lm **35** 3500lm		**OP** Opal	**8** 80	**30** 3000K **40** 4000K		**B** Black 02 **M** Mettalized Matt **W** White	
		35 3500lm		**WF** Wide Flood 50º **WW** WallWasher **EL** Elliptic				**M** Mettalized Matt **W** White	**W** White 02
		20 2000lm **30** 3000lm **35** 3500lm	**65** IP65		**8** 80	**30** 3000K **40** 4000K		**W** White	
		30 3000lm	**40** IP43	**OP** Opal **WF** Wide Flood 50º	**9** 90	**TW** Tunable White	**D** DALI	**R** Bright **M** Mettalized Matt **W** White	
K21	**RD**	**20**	**40**	**OP**	**9**	**30**	**N**	**B**	**W**

FAMILIA / FAMILY / FAMILLE	INSTALACIÓN / INSTALLATION	Lm LED	IP	ÓPTICA / OPTICS / OPTIQUE	K	EQUIPO / GEAR / ALIMENTATION	REFLECTOR / RÉFLECTEUR	ACABADOS / FINISHES / FINITIONS
K21 Kombic 150	**RD** Round	**20** 2000lm **25** 2500lm	**40** IP43	**OP** Opal **WF** Wide Flood 50º	**WB3** Wellbeing 3000K **WB4** Wellbeing 4000K	**N** ON/OFF **D** DALI	**R** Bright **M** Mettalized Matt **W** White	**W** White 02
K21	**RD**	**20**	**40**	**OP**	**WB3**	**N**	**R**	**W**

IP 43 · CLASE I · AI · PC · 650º · TW · Group 0 EN 62471 · LED WB 3000K · LED WB 4000K · 1-10V · PUSH · LED RETAIL · lm · K · TRIAC · INFO

KOMBIC 150 DOWNLIGHT OPAL & OPTIC

CURVA FOTOMÉTRICA PHOTOMETRIC CURVE CORUBE PHOTOMÉTRIQUE

OP

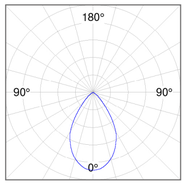

η = 100%
Imax = 893 cd/klm
UTE: 1,00A
CIE: 84 99 100 100 100



WF

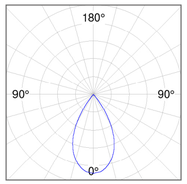

η = 100%
Imax = 1327 cd/klm
UTE:
CIE: 99 100 100 100 100



TABLA DE FLUJOS Y POTENCIA FLOW AND POWER TABLE TABLEAU DES FLUX ET PUISSANCES

DOWNLIGHT OPAL		2000lm			2500lm			3000lm			3500lm		
		CRI	PLUM W	LM OUT	CRI	PLUM W	LM OUT	CRI	PLUM W	LM OUT	CRI	PLUM W	LM OUT
B	2700K	90	19,8	1675				90	27,7	2227			
	2700K												
	3000K	90	19,8	1739				90	27,7	2312			
	3000K	80	13,4	1488				80	19,9	2096	80	27,7	2788
	4000K	90	19,8	1874				90	27,7	2492			
	4000K	80	13,4	1550				80	19,9	2184	80	27,7	2904
	TW	90	23,9	1653									
	WB3	97	19	1368	97	27,4	1932						
	WB4			1491			2190						
M	2700K	90	19,8	1606				90	27,7	2135			
	2700K												
	3000K	90	19,8	1667				90	27,7	2216			
	3000K	80	13,4	1427				80	19,9	2010	80	27,7	2673
	4000K	90	19,8	1797				90	27,7	2389			
	4000K	80	13,4	1486				80	19,9	2094	80	27,7	2784
	TW	90	23,9	1737									
	WB3	95	19	1308	97	27,4	1884						
	WB4			1429			2075						
W	2700K	90	19,8	1658				90	27,7	2203			
	2700K												
	3000K	90	19,8	1720				90	27,7	2288			
	3000K	80	13,4	1473				80	19,9	2074	80	27,7	2759
	4000K	90	19,8	1854				90	27,7	2466			
	4000K	80	13,4	1534				80	19,9	2161	80	27,7	2874
	TW	90	23,9	1721									
	WB3	95	19	1361	97	27,4	1951						
	WB4			1474			2170						

DOWNLGIHT OPTIC		2000lm			2500lm			3000lm			3500lm		
		CRI	PLUM W	LM OUT	CRI	PLUM W	LM OUT	CRI	PLUM W	LM OUT	CRI	PLUM W	LM OUT
B	2700K	90	19,8	1289				90	27,7	1713			
	2700K												
	3000K	90	19,8	1739				90	27,7	1779			
	3000K	80	13,4	1145				80	19,9	1613	80	27,7	2145
	4000K	90	19,8	1874				90	27,7	1917			
	4000K	80	13,4	1193				80	19,9	1680	80	27,7	2235
	TW	90	23,9	1352									
	WB3	97	19	1192	97	27,4	1543						
	WB4			1297			1652						
M	2700K	90	19,8	1293				90	27,7	1718			
	2700K												
	3000K	90	19,8	1667				90	27,7	1784			
	3000K	80	13,4	1148				80	19,9	1618	80	27,7	2151
	4000K	90	19,8	1797				90	27,7	1923			
	4000K	80	13,4	1196				80	19,9	1685	80	27,7	2241
	TW	90	23,9	1362									
	WB3	95	19	1205	97	27,4	1567						
	WB4			1321			1713						
W	2700K	90	19,8	1332				90	27,7	1771			
	2700K												
	3000K	90	19,8	1720				90	27,7	1838			
	3000K	80	13,4	1184				80	19,9	1677	80	27,7	2217
	4000K	90	19,8	1854				90	27,7	1982			
	4000K	80	13,4	1233				80	19,9	1737	80	27,7	2310
	TW	90	23,9	1381									
	WB3	95	19	1208	97	27,4	1596						
	WB4			1335			1711						

KOMBIC 150 DOWNLIGHT OPTIC ELLIPTIC & WALLWASHER

CURVA FOTOMÉTRICA PHOTOMETRIC CURVE CORUBE PHOTOMÉTRIQUE

EL

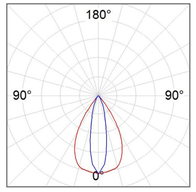

η = 101%
Imax = 2063 cd/klm
UTE: 1,01A
CIE: 96 100 100 100 101

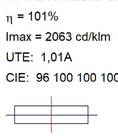

WW

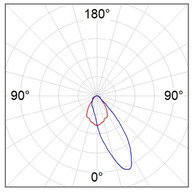

η = 100%
Imax = 1245 cd/klm
UTE: 1,00B
CIE: 74 93 99 100 100

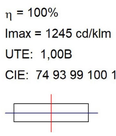

TABLA DE FLUJOS Y POTENCIA FLOW AND POWER TABLE TABLEAU DES FLUX ET PUISSANCES

DOWNLIGHT ELLIPTIC		2000lm			3000lm			3000lm		
		CRI	PLUM W	LM OUT	CRI	PLUM W	LM OUT	CRI	PLUM W	LM OUT
B	2700K	90	19,4	1725	90	27,7	2275	90		
	2700K									
	3000K	90	19,4	1815	90	27,7	2395	90		
	3000K	80	13,4	1555	80	19,4	2125	80	27,7	2805
	4000K	90	19,4	1915	90	27,7	2525	90		
	4000K	80	13,4	1645	80	19,4	2250	80	27,7	2965
W	2700K	90	19,4	1815	90	27,7	2395	90		
	2700K									
	3000K	90	19,4	1910	90	27,7	2520	90		
	3000K	80	13,4	1640	80	19,4	2240	80	27,7	2955
	4000K	90	19,4	2020	90	27,7	2670	90		
	4000K	80	13,4	1730	80	19,4	2370	80	27,7	3125

DOWNLIGHT WALLWASHER		2000lm			3000lm			3000lm		
		CRI	PLUM W	LM OUT	CRI	PLUM W	LM OUT	CRI	PLUM W	LM OUT
B	2700K	90	19,4	1195	90	27,7	1575	90		
	2700K									
	3000K	90	19,4	1260	90	27,7	1660	90		
	3000K	80	13,4	1080	80	19,4	1475	80	27,7	1945
	4000K	90	19,4	1330	90	27,7	1750	90		
	4000K	80	13,4	1140	80	19,4	1560	80	27,7	2055
W	2700K	90	19,4	1470	90	27,7	1940	90		
	2700K									
	3000K	90	19,4	1550	90	27,7	2040	90		
	3000K	80	13,4	1330	80	19,4	1815	80	27,7	2395
	4000K	90	19,4	1635	90	27,7	2155	90		
	4000K	80	13,4	1405	80	19,4	1920	80	27,7	2530

KOMBIC 150 DOWNLIGHT REFLECTOR



DIMENSIONES DIMENSIONS

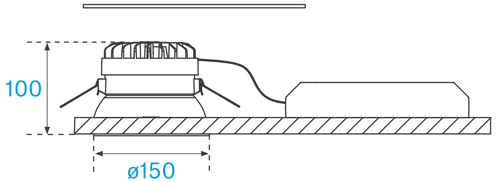

TABLA DE CONFIGURACIÓN CONFIGURATION TABLE TABLE DE CONFIGURATION

Crea el código de la referencia a partir de la información técnica. Create reference code from the technical information. Crée le code de référence à partir des informations techniques.

FAMILIA FAMILY FAMILLE	**INSTALACIÓN** INSTALLATION	**Lm LED**	**IP**	**ÓPTICA** OPTICS OPTIQUE	**IRC** CRI	**K**	**EQUIPO** GEAR ALIMENTATION	**REFLECTOR** RÉFLECTEUR	**ACABADOS** FINISHES FINITIONS
K21 Kombic 150	**RD** Round	**20** 2000lm **30** 3000lm	**23** IP23	**RF** Flood **RW** Wide Flood	**9** 90	**27** 2700K **30** 3000K **40** 4000K	**N** ON/OFF **D** DALI	**B** Black 02 **M** Mettalized Matt **W** White	**B** Black 02 **W** White 02
		20 2000lm **30** 3000lm **35** 3500lm		**RF** Flood **RW** Wide Flood	**8** 80	**30** 3000K **40** 4000K			
K21	**RD**	**20**	**23**	**RF**	**9**	**30**	**N**	**B**	**W**

KOMBIC 150 DOWNLIGHT REFLECTOR

CURVA FOTOMÉTRICA PHOTOMETRIC CURVE CORUBE PHOTOMÉTRIQUE

RW

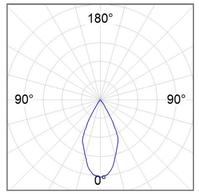

η = 100%
Imax = 1354 cd/klm
UTE: 1,00A
CIE: 87 96 100 100 100

RF

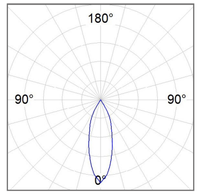

η = 100%
Imax = 2619 cd/klm
UTE:
CIE: 101 100 100 100 100



TABLA DE FLUJOS Y POTENCIA FLOW AND POWER TABLE TABLEAU DES FLUX ET PUISSANCES

DOWNLIGHT RW		2000lm			3000lm			3500lm		
		CRI	PLUM W	LM OUT	CRI	PLUM W	LM OUT	CRI	PLUM W	LM OUT
B	2700K	90	19,1	2002	90	28,3	2635			
	2700K									
	3000K	90	19,1	2099	90	28,3	2765			
	3000K	80	13,9	1844	80	19,1	2460	80	28,3	3239
	4000K	90	19,1	2236	90	28,3	2944			
	4000K	80	13,9	1936	80	19,1	2583	80	28,3	3400
M	2700K	90	19,1	2014	90	28,3	2651			
	2700K									
	3000K	90	19,1	2112	90	28,3	2780			
	3000K	80	13,9	1854	80	19,1	2475	80	28,3	3259
	4000K	90	19,1	2250	90	28,3	2962			
	4000K	80	13,9	1948	80	19,1	2598	80	28,3	3420
W	2700K	90	19,1	2014	90	28,3	2651			
	2700K									
	3000K	90	19,1	2112	90	28,3	2780			
	3000K	80	13,9	1854	80	19,1	2475	80	28,3	3259
	4000K	90	19,1	2250	90	28,3	2962			
	4000K	80	13,9	1948	80	19,1	2598	80	28,3	3420

DOWNLIGHT RF		2000lm			3000lm			3500lm		
		CRI	PLUM W	LM OUT	CRI	PLUM W	LM OUT	CRI	PLUM W	LM OUT
B	2700K	90	19,1	1992	90	28,3	2622			
	2700K									
	3000K	90	19,1	2089	90	28,3	2749			
	3000K	80	13,9	1835	80	19,1	2448	80	28,3	3223
	4000K	90	19,1	2225	90	28,3	2929			
	4000K	80	13,9	1927	80	19,1	2570	80	28,3	3383
M	2700K	90	19,1	1945	90	28,3	2560			
	2700K									
	3000K	90	19,1	2039	90	28,3	2684			
	3000K	80	13,9	1792	80	19,1	2390	80	28,3	3146
	4000K	90	19,1	2172	90	28,3	2962			
	4000K	80	13,9	1881	80	19,1	2509	80	28,3	3303
W	2700K	90	19,1	1945	90	28,3	2560			
	2700K									
	3000K	90	19,1	2039	90	28,3	2684			
	3000K	80	13,9	1792	80	19,1	2390	80	28,3	3146
	4000K	90	19,1	2172	90	28,3	2860			
	4000K	80	13,9	1881	80	19,1	2509	80	28,3	3303

ACCESORIOS ACCESSORIES ACCESSOIRES

KOMBIC 150 SURFACE



SUSPENSIÓN RÍGIDA PARA CONEXIÓN ELÉCTRICA
RIGID SUSPENSION FOR ELECTRICAL CONNECTION
SUSPENSION RIGIDE POUR LE RACCORDEMENT ÉLECTRIQUE

REF.	COLOR	mm
K2SUCARG0500NW	○	0,5
K2SUCARG0500DW	○	0,5
K2SUCARG0500NB	●	0,5
K2SUCARG0500DB	●	0,5
K2SUCARG1000NW	○	1
K2SUCARG1000DW	○	1
K2SUCARG1000NB	●	1
K2SUCARG1000DB	●	1



PASACABLES
CABLE RAIL
PASSAGE DE CÂBLE

REF.	COLOR
K21SUADLATWH	○
K21SUADLATBK	●

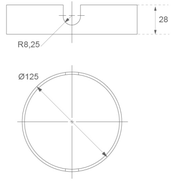



SUSPENSIÓN
SUSPENSION
SUSPENSION

REF.	COLOR
K2SUCAWI2000NW	○
K2SUCAWI2000DW	○
K2SUCAWI2000NB	●
K2SUCAWI2000DB	●

KOMBIC 150 DOWNLIGHT



ARO EMBELLECEDOR
TRIM RING
ANNEAU DE GARNITURE

REF.	COLOR
RIRD240W	◉
RIRD240G	○
RIRD240B	●



ARO ADAPTADOR PARA 250mm
ADAPTER RING FOR 250mm
ANNEAU D'ADAPTATION POUR 250MM

REF.	COLOR
ADRD250W	○



DIFUSOR TRANSPARENTE
TRANSPARENT DIFFUSER
DIFFUSEUR TRANSPARENT

REF.	COLOR
DITRRD240W	○
DITRRD240G	◉
DITRRD240B	●



ARO EMBELLECEDOR
TRIM RING
ANNEAU DE GARNITURE

REF.	COLOR
FRSQ235W	○
FRSQ235B	●

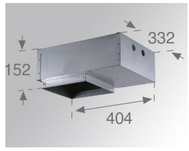

CAJA EMPOTRAMIENTO PARA HORMIGÓN
CONCRETE EMBEDDING BOX
BOÎTE D'ENCASTREMENT POUR LE BÉTON

REF.
B0RE404



DIFUSOR TRANSPARENTE
TRANSPARENT DIFFUSER
DIFFUSEUR TRANSPARENT

REF.	COLOR
DITRSQ240W	○
DITRSQ240B	●

Kombic 200

/TECHNICAL *information*

KOMBIC 200 SURFACE G2



TABLA DE CONFIGURACIÓN CONFIGURATION TABLE TABLE DE CONFIGURATION

Crea el código de la referencia a partir de la información técnica. Create reference code from the technical information. Crée le code de référence à partir des informations techniques.

FAMILIA FAMILY FAMILLE		**INSTALACIÓN** INSTALLATION		**Lm LED**		**IP**		**ÓPTICA** OPTICS OPTIQUE		**IRC** CRI		**K**		**EQUIPO** GEAR ALIMENTATION		**REFLECTOR** RÉFLECTEUR		**ACABADOS** FINISHES FINITIONS	
K32	Kombic 200	**SF**	Surface	**30** **40**	3000lm 4000lm	**20**	IP20	**OP**	Opal	**8**	80	**30** **40**	3000K 4000K	**N**	ON/OFF	**R** **W**	Bright White	**B** **W**	Black 02 White 02
K32		**SF**		**30**		**40**		**OP**		**8**		**30**		**N**		**R**		**B**	

DIMENSIONES DIMENSIONS

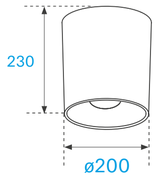

CURVA FOTOMÉTRICA PHOTOMETRIC CURVE CORUBE PHOTOMÉTRIQUE

OP

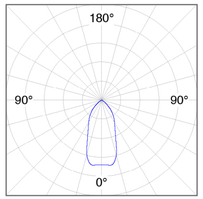

η = 100%
Imax = 1025 cd/klm
UTE: 1,00B + 0,00T
CIE: 80 98 100 100 100



TABLA DE FLUJOS Y POTENCIA FLOW AND POWER TABLE TABLEAU DES FLUX ET PUISSANCES

SURFACE OPAL		3000lm			4000lm		
		CRI	**PLUM W**	**LM OUT**	**CRI**	**PLUM W**	**LM OUT**
B	3000K	80	16,7	2181	90	24,1	3025
	4000K			2304	90		3195
W	3000K			2181	90		2035
	4000K			2304	90		3195



KOMBIC 200 DOWNLIGHT G2

Round



Square



DIMENSIONES DIMENSIONS

Round
30/40

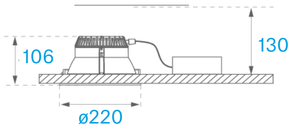

Square
30/40

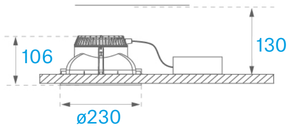

50/70

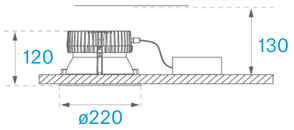

50/70

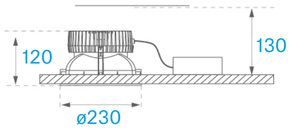

TABLA DE CONFIGURACIÓN CONFIGURATION TABLE TABLE DE CONFIGURATION

Crea el código de la referencia a partir de la información técnica. Create reference code from the technical information. Crée le code de référence à partir des informations techniques.

FAMILIA FAMILY FAMILLE		**INSTALACIÓN** INSTALLATION		**Lm LED**		**IP**		**ÓPTICA** OPTICS OPTIQUE		**IRC** CRI		**K**		**EQUIPO** GEAR ALIMENTATION		**REFLECTOR** RÉFLECTEUR		**ACABADOS** FINISHES FINITIONS	
K32	Kombic 200	**RD**	Round	**30** **40** **50** **70**	3000lm 4000lm 5000lm 7000lm	**40**	IP44	**OP**	Opal	**8**	80	**30** **40**	3000K 4000K	**N**	ON/OFF	**R** **M** **W**	Bright Metalized Matt White Lexan	**W**	White 02
		SQ	Square	**30** **50** **70**	3000lm 5000lm 7000lm											**R** **W**	Bright White Lexan		
K31	Kombic 200	**RD** **SQ**	Round Square	**20** **30**	2000lm 3000lm					**9**	90	**TW**	Tunable White	**D**	DALI	**R** **M**	Bright Metalized Matt		
K32		**RD**		**30**		**40**		**OP**		**8**		**30**		**N**		**R**		**W**	

IP 44 · PC · 850º · TW · Group 0 EN 62471 · AI · 35mm · 1-10V · PUSH · TRIAC · LED RETAIL · lm · K · CRI · INFO

+ FAMILY PRESENTATION

KOMBIC 200 DOWNLIGHT G2

CURVA FOTOMÉTRICA PHOTOMETRIC CURVE CORUBE PHOTOMÉTRIQUE

RD OPAL BRIGHT

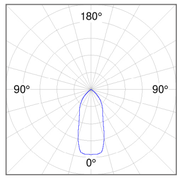

η = 100%
Imax = 1148 cd/klm
UTE: 1,00B
CIE: 81 99 100 100 100



RD OPAL MATT

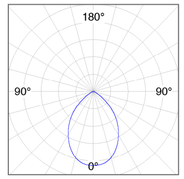

η = 100%
Imax = 641 cd/klm
UTE: 1,00B + 0,00T
CIE: 71 95 99 100 100



SQ OPAL BRIGHT

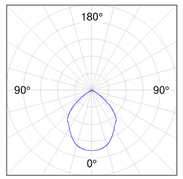

η = 100%
Imax = 532 cd/klm
UTE: 1,00C + 0,00T
CIE: 64 96 100 100 100



RD WHITE OPAL

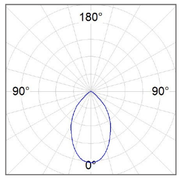

η = 100%
Imax = 819 cd/klm
UTE: 1,00B
CIE: 78 98 100 100 100



SQ OPAL OPAL

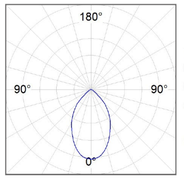

η = 100%
Imax = 819 cd/klm
UTE: 1,00B
CIE: 78 98 100 100 100



TABLA DE FLUJOS Y POTENCIA FLOW AND POWER TABLE TABLEAU DES FLUX ET PUISSANCES

DOWNLIGHT ROUND & SQUARE		2000lm			3000lm			4000lm			5000lm			7000lm		
		CRI	PLUM W	LM OUT	CRI	PLUM W	LM OUT	CRI	PLUM W	LM OUT	CRI	PLUM W	LM OUT	CRI	PLUM W	LM OUT
B	3000K				80	16,7	2181	80	24,1	3025	80	34	3977	80	51	5789
	4000K						2304			3195			4201			5840
	TW	90	15,5	1506	90	22,4	2161									
M	3000K				80	16,7	2138	80	24,1	2966	80	34	3899	80	51	5373
	4000K						2259			3133			4119			5676
	TW	90	15,5	1355	90	22,4	1989									
W	3000K				80	16,7	2138	80	24,1	2966	80	34	3899	80	51	5373
	4000K						2138			3214			4226			5825

ACCESORIOS ACCESSORIES ACCESSOIRES

KOMBIC 200 SURFACE



SUSPENSIÓN RÍGIDA PARA CONEXIÓN ELÉCTRICA
RIGID SUSPENSION FOR ELECTRICAL CONNECTION
SUSPENSION RIGIDE POUR LE RACCORDEMENT ÉLECTRIQUE

REF.	COLOR	mm
SUCARG0100W	○	100
SUCARG0100G	●	100
SUCARG0250W	○	25
SUCARG0250G	●	250
SUCARG0500W	○	500
SUCARG0500G	●	500
SUCARG01000W	○	1000
SUCARG01000G	●	1000



SUSPENSIÓN ELECTROMECÁNICA DE DOS CABLES ACERO
ELECTROMECHANICAL TWO-WIRE STEEL CABLE SUSPENSION
SUSPENSION ÉLECTROMÉCANIQUE À CÂBLE DE ACIER BIFI

REF.		COLOR
SUEM2W3000NW	**(max. 3m)**	○
SUEM2W3000NG	**(max. 3m)**	●

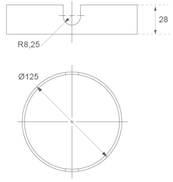



EMBELLECEDOR MODELO SUSPENDIDO
TOP TRIM FOR SUSPENDED MODEL
GARNITURE SUPÉRIEURE POUR LE MODÈLE SUSPENDU

REF.	COLOR
K3SUCOW	○

KOMBIC 200 DOWNLIGHT



ARO EMBELLECEDOR
TRIM RING
ANNEAU DE GARNITURE

REF.	COLOR
RIRD240W	●
RIRD240G	○
RIRD240B	●



ARO ADAPTADOR PARA 250mm
ADAPTER RING FOR 250mm
ANNEAU D'ADAPTATION POUR 250MM

REF.	COLOR
ADRD250W	○



DIFUSOR TRANSPARENTE
TRANSPARENT DIFFUSER
DIFFUSEUR TRANSPARENT

REF.	COLOR
DITRRD240W	○
DITRRD240G	●
DITRRD240B	●



ARO EMBELLECEDOR
TRIM RING
ANNEAU DE GARNITURE

REF.	COLOR
FRSQ235W	○
FRSQ235B	●

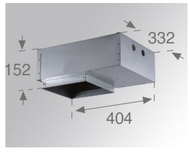

CAJA EMPOTRAMIENTO PARA HORMIGÓN
CONCRETE EMBEDDING BOX
BOÎTE D'ENCASTREMENT POUR LE BÉTON

REF.
B0RE404



DIFUSOR TRANSPARENTE
TRANSPARENT DIFFUSER
DIFFUSEUR TRANSPARENT

REF.	COLOR
DITRSQ240W	○
DITRSQ240B	●

LAMPTUB 60
Adaptability



*The most adaptable luminaire for **evolving spaces***

The updated expression of a classic that adapts to the needs of demanding spaces in constant evolution, thanks to its lighting versatility and multiple mounting options.

+ TECHNICAL INFORMATION

CUSTOMISATION

- Available in multiple finishes, including the Wellbeing and Be Social palettes.



VISUAL COMFORT

- Luminaire classified as RG0, “exempt from risk”, in accordance with Photobiological Risk standard UNE 62471.
- Available in models with comfort diffuser for control of light distribution and reduced glare of UGR < 19.
- Versions for maximum visual comfort available in low luminous flux models or with a UGR of less than 15.
- TECH ULTRACOMFORT version with up to 99 lm/W output.
- Different light distributions, both direct and indirect.

SUSTAINABILITY

- Designed with a circular economy approach that encourages the recovery and reuse of luminaires.
- Manufactured with recycled extruded aluminium.
- 40% reduction in CO_2 footprint during manufacturing.

+ TECHNICAL INFORMATION



MODELOS MODELS MODÈLES	**Lamptub 60**
INSTALACIÓN INSTALLATION	Suspended · Track Surface (NS) · Track Suspended (NS)
LM LED	**Low Output (LO)** 1500lm **Medium Output (MO)** 2600-3000lm
IRC CRI	90
ÓPTICA OPTICS OPTIQUES	Basic · Comfort · Tech
DISTRIBUCIONES DISTRIBUTIONS	Direct Direct-Indirect
TEMPERATURA DE COLOR COLOR TEMPERATURE TEMPÉRATURE DE COULEUR	2700K 3000K 4000K Tunable White (TW)
EQUIPO GEAR ALIMENTATION	ON/OFF DALI
POTENCIA POWER POUVOIR	9,5-10W
ACABADOS LUMINARIA LUMINAIRE FINISHES FINITION DES LUMINAIRES	Black White Wellbeing Be Social

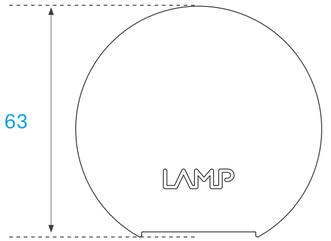

+ TECHNICAL INFORMATION

Lamptub 60

/TECHNICAL *information*

LAMPTUB 60 DIRECT



Direct Recessed



Direct Surface



Direct Dir/Ind

TABLA DE CONFIGURACIÓN CONFIGURATION TABLE TABLE DE CONFIGURATION

Crea el código de la referencia a partir de la información técnica. Create reference code from the technical information. Crée le code de référence à partir des informations techniques.

FAMILIA FAMILY FAMILLE	INSTALACIÓN INSTALLATION	FLORÓN	FORMATO FORMAT	Lm LED/m	ÓPTICA OPTICS OPTIQUE	IRC CRI	K	EQUIPO GEAR ALIMENTATION	ACABADOS FINISHES FINITIONS
L61 Lamptub 60	**S** Suspended	**E** Recessed **S** Surface	**084** 840mm **112** 1120mm **168** 1680mm	**LO** 1500lm **MO** 3000lm	**OP** Opal **OC** Comfort	**9** 90	**27** 2700K **30** 3000K **40** 4000K	**N** ON/OFF **D** DALI	**B** Black **W** White **3** Wellbeing **4** Be Social
					OC Comfort		**TW** Tunable White	**D** DALI	
				MO 2600lm	**TE** Tech		**30** 3000K **40** 4000K	**N** ON/OFF **D** DALI	
		E Reccesed		**LO** 1500lm **MO** 3000lm	**IO** Dir/Ind Opal **IP** Dir/Ind Comfort		**27** 2700K **30** 3000K **40** 4000K		
L61	**S**	**E**	**084**	**LO**	**OP**	**9**	**27**	**N**	**B**

DIMENSIONES DIMENSIONS

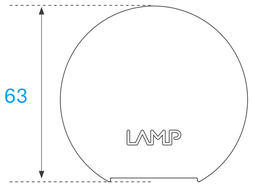

LAMPTUB 60 TRACK



Track NS



Suspended track NS



Suspended track Dir/Ind NS

TABLA DE CONFIGURACIÓN CONFIGURATION TABLE TABLE DE CONFIGURATION

Crea el código de la referencia a partir de la información técnica. Create reference code from the technical information. Crée le code de référence à partir des informations techniques.

FAMILIA FAMILY FAMILLE	INSTALACIÓN INSTALLATION	FORMATO FORMAT	Lm LED/m	ÓPTICA OPTICS OPTIQUE	IRC CRI	K	EQUIPO GEAR ALIMENTATION	ACABADOS FINISHES FINITIONS
L61 Lamptub 60	**TK** Track **ST** Suspended track	**084** 840mm **112** 1120mm **168** 1680mm	**LO** 1500lm **MO** 3000lm	**OP** Opal **OC** Comfort	**9** 90	**27** 2700K **30** 3000K **40** 4000K	**N** ON/OFF **D** DALI	**B** Black **W** White **3** Wellbeing **4** Be Social
			MO 2600lm	**TE** Tech		**30** 3000K **40** 4000K		
	ST Suspended track		**LO** 1500lm **MO** 3000lm	**IO** Dir/Ind Opal **IP** Dir/Ind Comfort		**27** 2700K **30** 3000K **40** 4000K		
L61	**TK**	**084**	**LO**	**OP**	**9**	**27**	**N**	**B**

DIMENSIONES DIMENSIONS

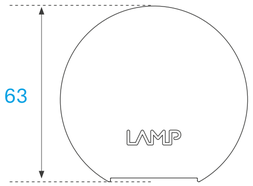

CE IP 20 AI 850º Group 0 EN 62471 UGR <19 PMMA DIFUSER IK 07 1-10V lm K WB INFO

+ FAMILY PRESENTATION

LAMPTUB 60

CURVA FOTOMÉTRICA PHOTOMETRIC CURVE CORUBE PHOTOMÉTRIQUE

OP

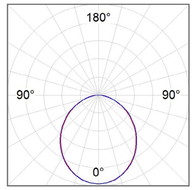

η = 100%
Imax = 390 cd/klm
UTE: 1,00E + 0,00T
CIE: 50 81 97 100 100

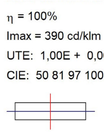

OC

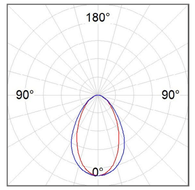

η = 100%
Imax = 665 cd/klm
UTE: 1,00C
CIE: 66 90 99 100 100

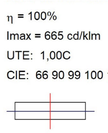

TE

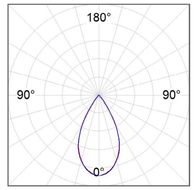

η = 100%
Imax = 1333 cd/klm
UTE:
CIE: 98 100 100 100 100

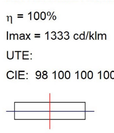

IO

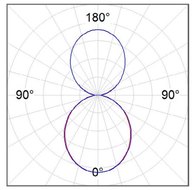

η = 100%
Imax = 213 cd/klm
UTE: 0,55E + 0,46T
CIE: 50 81 97 54 100



IP

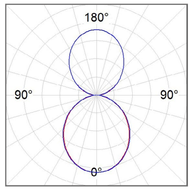

η = 100%
Imax = 213 cd/klm
UTE: 0,55E + 0,46T
CIE: 50 81 97 54 100



TABLA DE FLUJOS Y POTENCIA FLOW AND POWER TABLE TABLEAU DES FLUX ET PUISSANCES

DIRECT			840mm			1120mm			1680lm		
			CRI	PLUM W	LM OUT	CRI	PLUM W	LM OUT	CRI	PLUM W	LM OUT
LO	OP	2700K	90	9,7	716	90	12,9	955	90	17,9	1433
		3000K			754			1005			1508
		4000K			778			1038			1556
	OC	2700K			663			884			1326
		3000K			698			931			1396
		4000K			720			961			1441
MO	OP	2700K		17,8	1468		25,4	1957		34,7	2936
		3000K			1544			2060			3089
		4000K			1594			2126			3189
	OC	2700K			1358			1912			2717
		3000K			1430			1906			2860
		4000K			1476			1968			2951
	TE	3000K		13,7	1260		17,8	1680		26,7	2520
		4000K			1320			1760			2640

DIRECT-INDIRECT			840mm				1120mm				1680lm			
			CRI	PLUM W	LM OUT		CRI	PLUM W	LM OUT		CRI	PLUM W	LM OUT	
LO	IO	2700K	90	7,9	IND	600	90	10,6	IND	840	90	18,5	IND	1320
		2700K		9,5	DIR	717		12	DIR	955		17	DIR	1433
		3000K		7,9	IND	632		10,6	IND	884		17	IND	1389
		3000K		9,5	DIR	754		12	DIR	1005		17	DIR	1508
		4000K		7,9	IND	652		10,6	IND	912		17	IND	1433
		4000K		9,5	DIR	778		12	DIR	1038		17	DIR	1557
	IP	2700K		7,9	IND	599		10,6	IND	840		17	IND	1319
		2700K		9,5	DIR	662		12	DIR	884		34	DIR	1327
		3000K		7,9	IND	630		10,6	IND	883		17	IND	1388
		3000K		9,5	DIR	698		12	DIR	931		17	DIR	1396
		4000K		7,9	IND	651		10,6	IND	911		17	IND	1433
		4000K		9,5	DIR	720		12	DIR	961		17	DIR	1441
MO	IO	2700K		7,9	IND	600		11	IND	841		17	IND	1321
		2700K		18	DIR	1468		25	DIR	1957		34	DIR	2936
		3000K		7,9	IND	632		11	IND	884		17	IND	1390
		3000K		18	DIR	1545		25	DIR	2060		34	DIR	3089
		4000K		7,9	IND	652		11	IND	913		17	IND	1434
		4000K		18	DIR	1594		25	DIR	2126		34	DIR	3189
	IP	2700K		7,9	IND	600		11	IND	839		17	IND	1320
		2700K		18	DIR	1359		25	DIR	1812		34	DIR	2717
		3000K		7,9	IND	631		11	IND	884		17	IND	1388
		3000K		18	DIR	1430		25	DIR	1906		34	DIR	2860
		4000K		7,9	IND	651		11	IND	912		17	IND	1433
		4000K		18	DIR	1476		25	DIR	1968		34	DIR	2951

LAMPTUB 60

ACCESORIOS ACCESSORIES ACCESSOIRES



TAPA FINAL
END COVER
EMBOUT FINAL

REF.	COLOR
L6SUECB	●
L6SUECW	○
L6SUECW3	● ● ● ● ○
L6SUECW4	● ● ● ● ●

BE SOCIAL



4050-R90B 1050-B10G 7502-R 2070-Y80R 2011

WELLBEING



4050-R90B 1505-Y10R 7024 4030-B50G 7001

Lamptub 80

/TECHNICAL *information*

+ FAMILY PRESENTATION

LAMPTUB 80



TABLA DE CONFIGURACIÓN CONFIGURATION TABLE TABLE DE CONFIGURATION

Crea el código de la referencia a partir de la información técnica. Create reference code from the technical information. Crée le code de référence à partir des informations techniques.

FAMILIA FAMILY FAMILLE	**INSTALACIÓN** INSTALLATION	**FORMATO** FORMAT	**Lm LED/m**	**ÓPTICA** OPTICS OPTIQUE	**IRC** CRI	**K**	**EQUIPO** GEAR ALIMENTATION	**ACABADOS** FINISHES FINITIONS
LA1 Lamptub 80	**SF** Surface	**120** 1162mm **170** 1743mm	**LO** 2320lm **MO** 3928lm	**OP** Opal	**8** 80	**30** 3000K **40** 4000K	**N** ON/OFF	**W** White 02
LA1	**SF**	**120**	**LO**	**OP**	**8**	**30**	**N**	**B**

DIMENSIONES DIMENSIONS

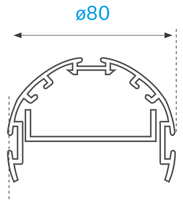

CURVA FOTOMÉTRICA PHOTOMETRIC CURVE CORUBE PHOTOMÉTRIQUE

OP

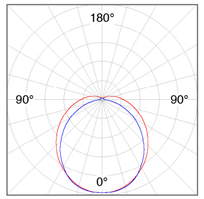

η = 100%
Imax = 292 cd/klm
UTE: 0,91E + 0,09T
CIE: 45 74 92 91 100



TABLA DE FLUJOS Y POTENCIA FLOW AND POWER TABLE TABLEAU DES FLUX ET PUISSANCES

LAMPTUB 80		1162lm			1743lm		
		CRI	**PLUM W**	**LM OUT**	**CRI**	**PLUM W**	**LM OUT**
LO	3000K	80	19,2	2278	90	29,7	3601
	4000K			2322	90		3683
MO	3000K		30,7	3896	90	45,8	6161
	4000K			3986	90		6299



LAMPTUB 80

ACCESORIOS ACCESSORIES ACCESSOIRES



PERFIL Y TAPA
PROFILE AND COVER
PROFIL ET COUVERCLE

REF.	COLOR
LAPRSUX/MMW	○
LACOSUX/MMW	○



UNIÓN CODO 90º 95mm
UNION 90º ELBOW 95mm
COUDE UNION 90º 95mm

REF.	COLOR
LASUHCW	○



2 FIJACIONES PARA UNIÓN (2 x ref)
2 JOINT FIXINGS (2 x ref)
2 FIXATIONS DE JOINT (2 x réf)

REF.
F5JO



UNIÓN SOPORTE PARED 75mm
WALL SUPPORT JOINT 75mm
JOINT DE SUPPORT MURAL 75mm

REF.	COLOR
F5FX7EW	○



TAPA FINAL 80mm
END COVER 80mm
COUVERCLE D'ENDROIT 80mm

REF.	COLOR
LASUECW	○



DIFUSOR OPAL
OPAL DIFFUSER
DIFFUSEUR OPAL

REF.	COLOR
ADIX/MMOP	○



SOPORTE PARED CON TAPA INCORPORADA (2 x ref)
WALL SUPPORT WITH INCORPORATED COVER (2 x ref)
SUPPORT MURAL AVEC COUVERCLE INCORPORÉ (2 x réf)

REF.	TYPE	COLOR
LAWASFEDW	Final / End	○
LAWASFIDW	Intermed.	○

MODULAR CUSTOM *Versatility*

Highly customisable and ***adaptable to all ceiling types***

Designed to meet the specific needs of each project, it offers tailor-made solutions, especially for the office sector.

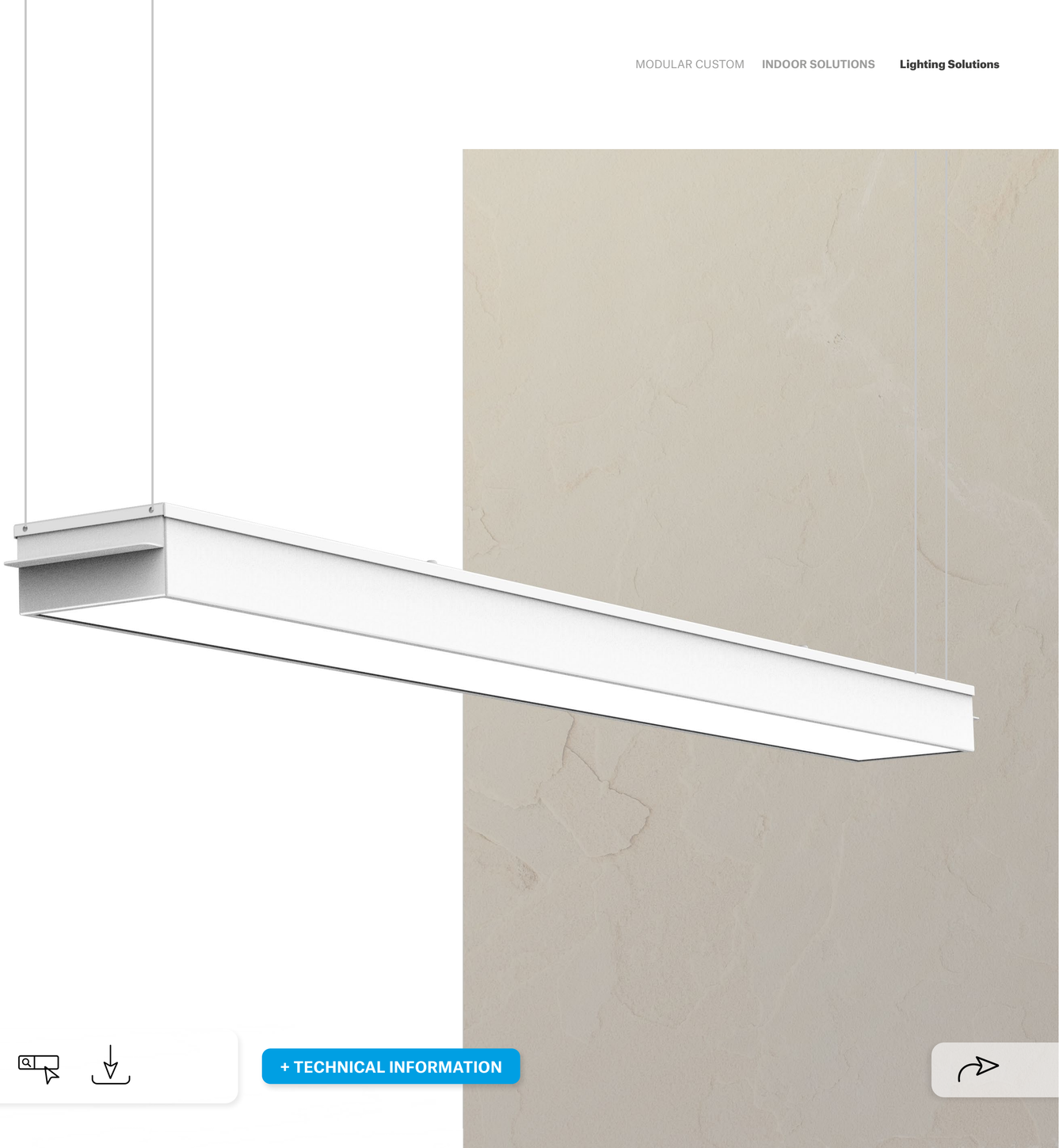

MODULAR CUSTOM AIR

Incorporates slots for air extraction with a return to the plenum. This system is more efficient and maintains air quality in the space, ensuring proper ventilation. The air return enables the extraction of used air from the interior space and redirection to a designated area, where it can be filtered, treated and conditioned before being supplied again.



White line: **air venting**
Blue line: **air return**

Extraction capacity 40 l/sg-144 m³/h for 900x300 mm format

MODULAR CUSTOM EFFICIENCY

Distinguished by an efficiency of more than 120 lm/W, it delivers optimal and quality lighting while consuming less energy. This results in maintenance savings and a reduced environmental footprint.

VISUAL COMFORT

- Prismatic lens with optical film UGR < 19.
- Photobiological risk 0.
- Flicker-free driver.
- Efficiency up to 125 lm/W.

MODULAR DESIGN

Solution adaptable to different modulations, ceiling formats, lighting requirements and plenum air return.

+ TECHNICAL INFORMATION

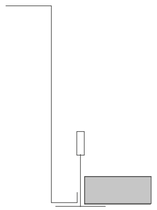

Visible profile

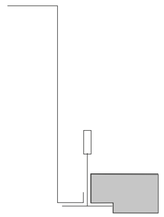

Visible profile, semi-recessed plate

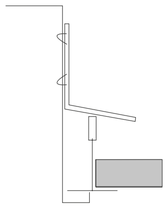

Visible profile, semi-recessed luminaire

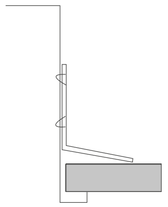

Plaster ceiling, semi-recessed luminaire

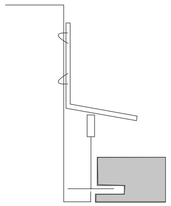

Concealed “T” profile, non-detachable ceiling

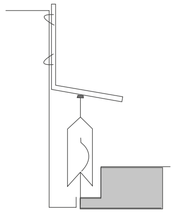

Profile for metal plate ceiling

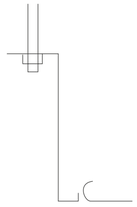

Suspended mounting for slatted or special ceilings
*Only for Air

MODELOS MODELS MODÈLES	**Modular Custom Efficiency**	**Modular Custom Air**
DIMENSIONES DIMENSIONS	1200x120mm 1200x300mm	1200x120mm 1200x300mm 900x300mm
LM LED	4000lm / 5000lm	4500lm / 3500lm
IRC CRI	80/90	80/90
ÓPTICA OPTICS OPTIQUES	Prismatic	Prismatic
TEMPERATURA DE COLOR COLOR TEMPERATURE TEMPÉRATURE DE COULEUR	3000K 4000K Tunable White (TW)	3000K 4000K Tunable White (TW)
EQUIPO GEAR ALIMENTATION	ON/OFF DALI 1-10 V CASAMBI	ON/OFF DALI 1-10 V CASAMBI
IP	40/54	40/54
ACABADOS LUMINARIA LUMINAIRE FINISHES FINITION DES LUMINAIRES	White	White

Additional and optional accessories available:
- Brightness sensor
- Presence sensor
- Emergency battery 3/5 h
- Quick connector

Modular Custom

/TECHNICAL *information*

+ FAMILY PRESENTATION

MODULAR CUSTOM



AIR



EFFICIENCY

TABLA DE CONFIGURACIÓN CONFIGURATION TABLE TABLE DE CONFIGURATION

Crea el código de la referencia a partir de la información técnica. Create reference code from the technical information. Crée le code de référence à partir des informations techniques.

FAMILIA FAMILY FAMILLE		FORMATO FORMAT		Lm LED/m		ÓPTICA OPTICS OPTIQUE		IRC CRI		K		EQUIPO GEAR ALIMENTATION		ACABADOS FINISHES FINITIONS	
MCA1	Modular Custom AIR	**1212** **1230**	1200x120 1200x300	**45**	4500lm	**PR**	Prismatic	**8**	80	**30** **40**	3000K 4000K	**N** **D**	ON/OFF DALI	**W**	White 04
		9030	900x300	**35**	3500lm										
MCA1		**1212**		**45**		**PR**		**8**		**30**		**N**		**W**	

FAMILIA FAMILY FAMILLE		FORMATO FORMAT		Lm LED/m		ÓPTICA OPTICS OPTIQUE		IRC CRI		K		EQUIPO GEAR ALIMENTATION		ACABADOS FINISHES FINITIONS	
MCE1	Modular Custom EFFICIENCY	**1212** **1230**	1200x120 1200x300	**40** **50**	4000lm 5000lm	**PR**	Prismatic	**8**	80	**30** **40**	3000K 4000K	**N** **D**	ON/OFF DALI	**W**	White 04
MCE1		**1212**		**40**		**PR**		**8**		**30**		**N**		**W**	

DIMENSIONES DIMENSIONS

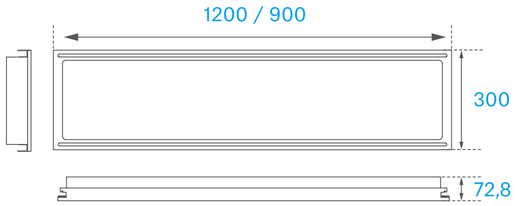

AIR



EFFICIENCY

CURVA FOTOMÉTRICA PHOTOMETRIC CURVE CORUBE PHOTOMÉTRIQUE

AIR

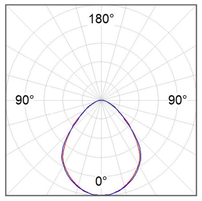

η = 100%
Imax = 496 cd/klm
UTE: 1,00C
CIE: 62 89 98 100 100

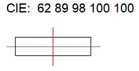

EFFICIENCY

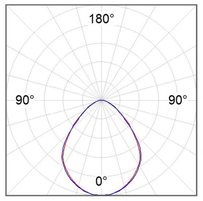

η = 100%
Imax = 496 cd/klm
UTE: 1,00C
CIE: 62 89 98 100 100

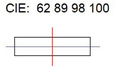

ACCESORIOS ACCESSORIES ACCESSOIRES



SISTEMA DE ANCLAJE PARA TECHOS 3, 4, 5 Y 6
CEILING ANCHORING SYSTEM 3, 4, 5 AND 6
SYSTÈME D'ANCRAGE AU PLAFOND 3, 4, 5 ET 6

REF.	COLOR
MLREFX	○

4 units for reference, NOT included in the luminaire

Roofs Modular Custom

CE | IP 20 | CLASE I | 960º | + INFO

MOODY
Play!



Do it ***yourself***

A tool created for playing. A family where the “Do it yourself” concept prevails over everything else. Experiment with light and play with the product, changing its parts and finding the different roles it can play in the same space.



+ TECHNICAL INFORMATION



LIGHT DRIVER AND HEAT DISSIPATION

Design of light driver inspired in photographic lens. Far from being concealed, the mechanisms are on display to showcase the beauty of the thermal design.



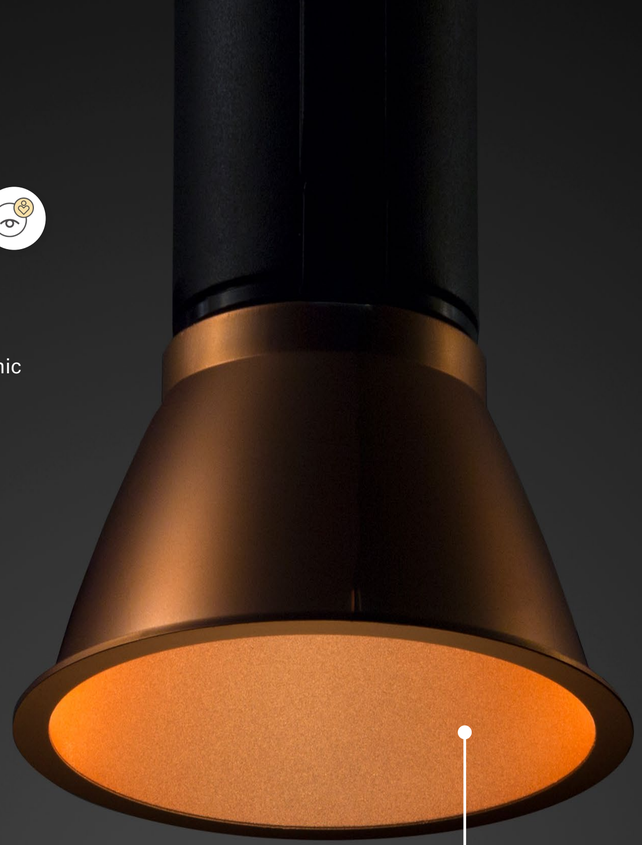

EASY INTEGRATION IN THE ENVIRONMENT

Unobtrusive in its surroundings, thanks to the small size of the front ring. This allows for the integration of a trimless but at the same time easy installation.

- Tool-free installation. Dismountable clip connection between Core and Reflector.
- Ceiling mounted with springs for easy installation and removal. The use of a crown in the recessed hole is essential.

WIDE PRODUCT RANGE

Configurable system, allows up to 360 combinations (without optical accessories).



MODELOS MODELS MODÈLES	**Moody**
LM LED	800lm / 1700lm
IRC CRI	90 / 80
ÓPTICA OPTICS OPTIQUES	SP 17º FL 16º WFL 55º
DISTRIBUCIONES DISTRIBUTIONS	Direct Direct-Indirect
TEMPERATURA DE COLOR COLOR TEMPERATURE TEMPÉRATURE DE COULEUR	2700K 3000K 4000K
EQUIPO GEAR ALIMENTATION	ON/OFF DALI
POTENCIA POWER POUVOIR	5-12W
ACABADOS LUMINARIA LUMINAIRE FINISHES FINITION DES LUMINAIRES	Black 03 White 02 Grey 01 Copper 01

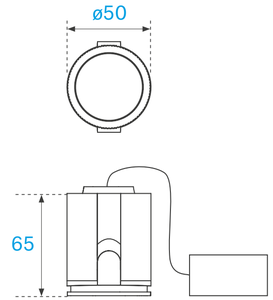

800lm

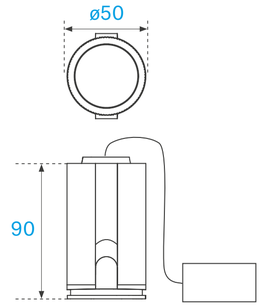

1700lm

+ TECHNICAL INFORMATION

Moody

/TECHNICAL *information*

+ FAMILY PRESENTATION

MOODY G2



800

1700

DIMENSIONES DIMENSIONS

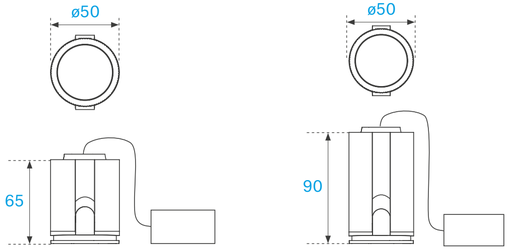

800lm **1700lm**

TABLA DE CONFIGURACIÓN CONFIGURATION TABLE TABLE DE CONFIGURATION

Crea el código de la referencia a partir de la información técnica. Create reference code from the technical information. Crée le code de référence à partir des informations techniques.

FAMILIA FAMILY FAMILLE		**Lm LED/m**		**ÓPTICA** OPTICS OPTIQUE		**IRC** CRI		**K**		**EQUIPO** GEAR ALIMENTATION		**ACABADOS** FINISHES FINITIONS	
MO2	Moody G2	**08**	4500lm	**SP**	SP 17º	**9**	90	**27**	2700K	**N**	ON/OFF	**B**	Black 07
		15	1700lm	**FL**	FL 36º					**D**	DALI		
				WF	WFL 55º	**8**	80	**30**	3000K				
								40	4000K				
MO2		**08**		**SP**		**8**		**30**		**N**		**B**	

CURVA FOTOMÉTRICA PHOTOMETRIC CURVE CORUBE PHOTOMÉTRIQUE

SP

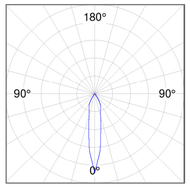

η = 100%
Imax = 3547 cd/klm
UTE: 1,00A
CIE: 94 99 100 100 100

FL

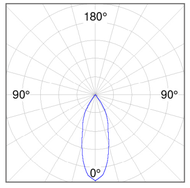

η = 100%
Imax = 1888 cd/klm
UTE: 1,00A
CIE: 92 98 100 100 100

WF

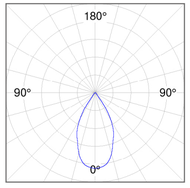

η = 100%
Imax = 1276 cd/klm
UTE: 1,00A
CIE: 92 97 99 100 100

TABLA DE FLUJOS Y POTENCIA FLOW AND POWER TABLE TABLEAU DES FLUX ET PUISSANCES

MOODY		800lm			1700lm	
		CRI	**W**	**LM OUT**	**W**	**LM OUT**
SP / FL / WF	2700K	90	6,1	435	14	927
	3000K	80		533		1137
	4000K			565		1204

ACCESORIOS ACCESSORIES ACCESSOIRES



REFLECTOR MOODY REDONDO FIJO
FIXED ROUND MOODY REFLECTOR
RÉFLECTEUR MOODY ROND FIXE

REF.	COLOR	PICT.	DIMEN.
MORFRD100FXB	●		
MORFRD100FXC	●		
MORFRD100FXM	○		
MORFRD100FXW	○		



REFLECTOR MOODY REDONDO ORIENTABLE
ADJUSTABLE ROUND MOODY REFLECTOR
RÉFLECTEUR MOODY RÉGLABLE

REF.	COLOR	PICT.	DIMEN.
MORFRD100ADB	●		
MORFRD100ADC	●		
MORFRD100ADM	○		
MORFRD100ADW	○		



DIFUSOR TRANSPARENTE
TRANSPARENT DIFFUSER
DIFFUSEUR TRANSPARENT

REF.	PICT.
MOTRIP44	IP 44



REFLECTOR MOODY REDONDO FIJO
FIXED ROUND MOODY REFLECTOR
RÉFLECTEUR MOODY ROND FIXE

REF.	PICT.
MOEL	IP 44



REFLECTOR MOODY REDONDO ASIMETRICO
ASYMMETRIC ROUND MOODY REFLECTOR
RÉFLECTEUR MOODY ROND ASYMÉTRIQUE

REF.	COLOR	PICT.	DIMEN.
MORFRD100ASB	●		
MORFRD100ASC	●		
MORFRD100ASM	○		
MORFRD100ASW	○		



REFLECTOR MOODY CUADRADO FIJO
FIXED SQUARE MOODY REFLECTOR
RÉFLECTEUR MOODY CARRÉ FIXE

REF.	COLOR	PICT.	DIMEN.
MORFSQ100FXB	●		
MORFS100FXC	●		
MORFSD100FXM	○		
MPRFSQ100FXW	○		



REJILLA ANTIDESLUMBRANTE TIPO PANEL
PANEL TYPE ANTI-GLARE GRILLE
GRILLE ANTI-ÉBLOUISSEMENT DE TYPE PANNEAU

REF.
MOHOB



ADAPTADOR PORTALAMPARAS
ADAPTATEUR PORTE-LAMPE
PANEL TYPE ANTI-GLARE GRILLE

REF.	PICT.
MOADGU10	
MOADGU53	



REFLECTOR MOODY MINI
MINI MOODY REFLECTOR
MINI RÉFLECTEUR MOODY

REF.	COLOR	PICT.	DIMEN.
MORFRD072FXB	●		
MORFRD072FXC	●		
MORFRD072FXM	○		
MORFRD072FXW	○		



REFLECTOR MOODY IP55
*MOODY REFLECTOR*PROFIL IP55
RÉFLECTEUR MOODY IP55

REF.	COLOR
MORFRD100FX55B	●
MORFRD100FX55W	○



REFLECTOR MOODY REDONDO FIJO
FIXED ROUND MOODY REFLECTOR
RÉFLECTEUR MOODY ROND FIXE

REF.	PICT.
MOCUFL MOCUMF	IP 44
MOCUVWF	-



MUN
Contemplate

*Light for **seeing** and light for **contemplating***

We see light as a technical and functional tool, but we can also use it as a tool for generating environments. Why not combine both visions in the same family?

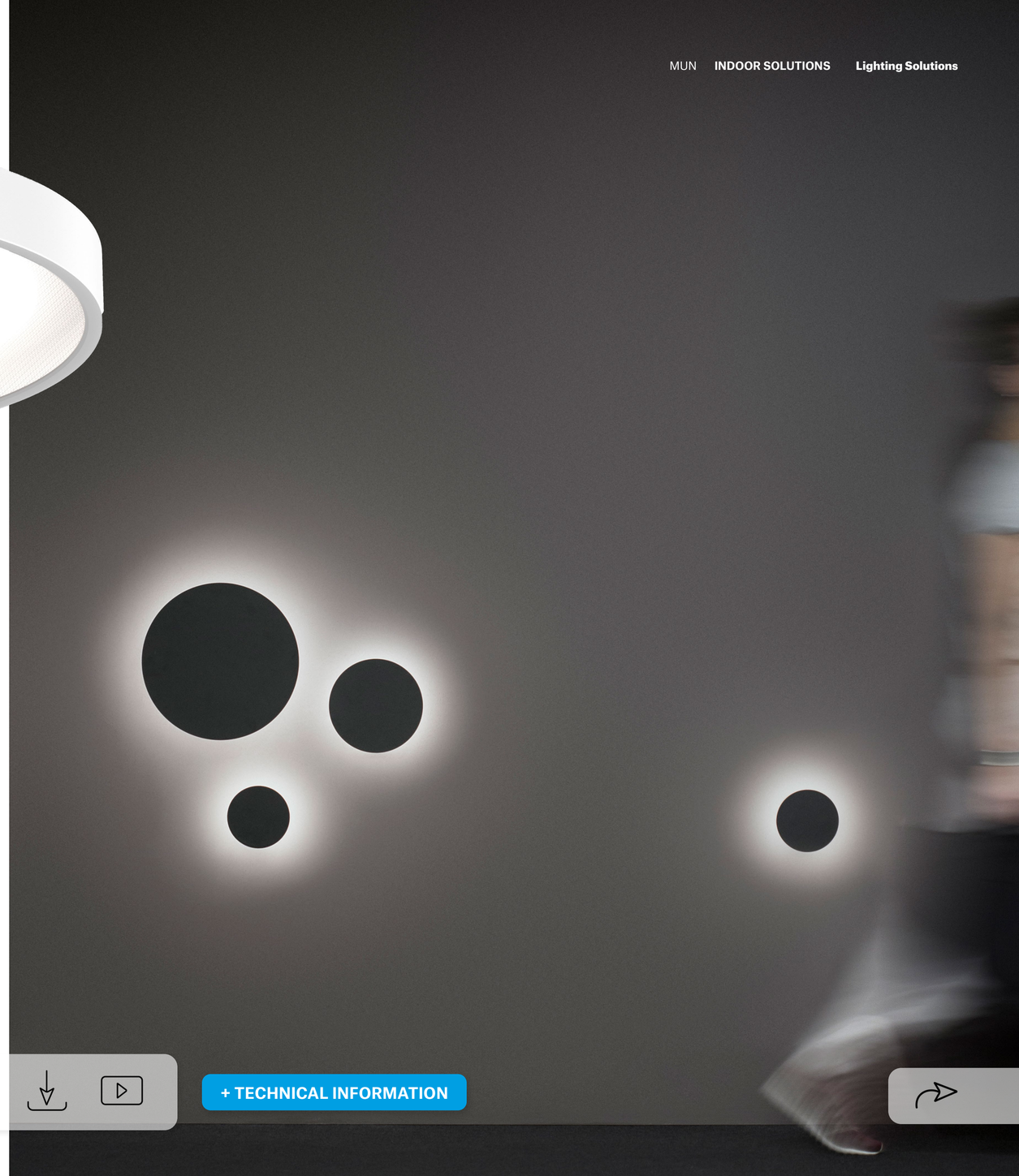

+ TECHNICAL INFORMATION

VISUAL COMFORT

- Exempt from photobiological risk as per UNE 62471.
- Flicker-free: Complies with IEEE Standard 1789-2015 LED methods and NEMA 77-2017 (Pst LM < 1.0 and SVM < 0.6).
- Two luminous flux options: LO (Low Output) and MO (Medium Output).
- Prismatic diffuser for active glare control: UGR < 19.
- Luminance on the light-emitting surface is consistent across all models, allowing them to be combined with each other.

SUSTAINABILITY

Materials: body made from extruded recycled aluminium.
Efficiency up to 141 lm/W.
The dimensions of the product are determined by the golden ratio.
A harmonic ratio often observed in nature.

MUN FAMILY

Mun Light has a design with a minimal height profile of 43 mm, delivering a uniform light surface. Available for surface or suspended installation.



Mun Dark is a versatile indirect lighting product, ideal for creating various compositions in spaces and providing ambient lighting. Surface mounting on the wall or in compositions.



+ TECHNICAL INFORMATION



MODELOS MODELS MODÈLES	**Dark**	**Light**
INSTALACIÓN INSTALLATION	Surface	Surface
DIMENSIONES DIMENSIONS	ø120 / ø180 / ø300	ø350 / ø450 / ø600
LM LED	100 / 150 / 300lm	**Low Output (LO)** 1800 / 2600 / 4800lm **Medium Output (MO)** 2800 / 4500 / 7100lm
IRC CRI	80	90
ÓPTICA OPTICS OPTIQUES	360º	Prismatic
TEMPERATURA DE COLOR COLOR TEMPERATURE TEMPÉRATURE DE COULEUR	3000K 4000K	3000K 4000K
EQUIPO GEAR ALIMENTATION	ON/OFF	ON/OFF DALI
POTENCIA POWER POUVOIR	1-3W	12-40W
ACABADOS LUMINARIA LUMINAIRE FINISHES FINITION DES LUMINAIRES	Black 05 White 05	Black 05 White 05

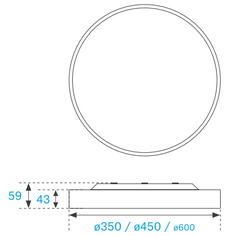

Light

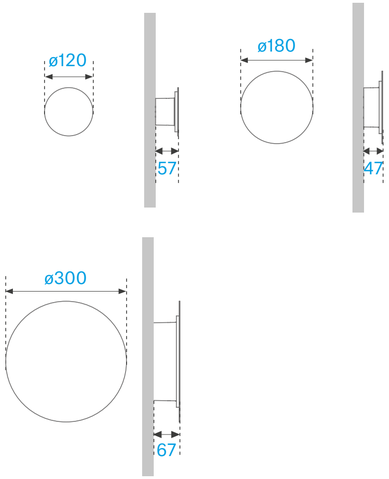

Dark

+ TECHNICAL INFORMATION

Mun Light

/TECHNICAL *information*

+ FAMILY PRESENTATION

MUN LIGHT G2



350mm **450mm** **600mm**

DIMENSIONES DIMENSIONS

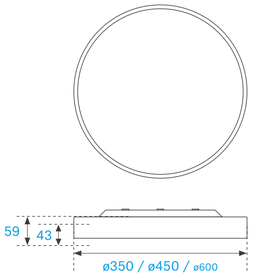

CURVA FOTOMÉTRICA PHOTOMETRIC CURVE CORUBE PHOTOMÉTRIQUE

350

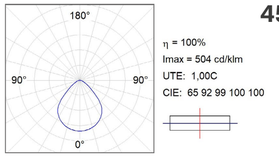

η = 100%
Imax = 504 cd/klm
UTE: 1,00C
CIE: 65 92 99 100 100

450

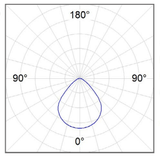

η = 100%
Imax = 504 cd/klm
UTE: 1,00C
CIE: 65 92 99 100 100

600

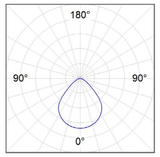

η = 100%
Imax = 504 cd/klm
UTE: 1,00C
CIE: 65 92 99 100 100

IP 20 · CLASE I · 960⁹ · 1-10V · PUSH · TRIAC · DALI · ↑lm · K · WB · CRI · + INFO

TABLA DE CONFIGURACIÓN CONFIGURATION TABLE TABLE DE CONFIGURATION

Crea el código de la referencia a partir de la información técnica. Create reference code from the technical information. Crée le code de référence à partir des informations techniques.

FAMILIA FAMILY FAMILLE		**INSTALACIÓN** INSTALLATION		**FORMATO** FORMAT		**Lm LED/m**		**ÓPTICA** OPTICS OPTIQUE		**IRC** CRI		**K**		**EQUIPO** GEAR ALIMENTATION		**ACABADOS** FINISHES FINITIONS	
ML2	Mun Light	**SF**	Surface	**35**	350mm	**LO**	1800lm	**PR**	Prismatic	**9**	90	**30**	3000K	**N**	ON/OFF	**B**	Black 05
						MO	2800lm					**40**	4000K	**D**	DALI	**W**	White 05
				45	450mm	**LO**	2600lm										
						MO	4500lm										
				60	600mm	**LO**	4800lm										
						MO	7100lm										
ML2		**SF**		**35**		**LO**		**PR**		**9**		**30**		**N**		**B**	

TABLA DE FLUJOS Y POTENCIA FLOW AND POWER TABLE TABLEAU DES FLUX ET PUISSANCES

MUN LIGHT		**350lm**			**450lm**			**600lm**		
		CRI	**W**	**LM OUT**	**CRI**	**W**	**LM OUT**	**CRI**	**W**	**LM OUT**
LO	3000K	90	12	1343	90	16,5	1820	90	26,8	3285
	4000K			1491			2020			3646
MO	3000K		16,6	2003		26,8	3046		39,9	4819
	4000K			2223			3381			5349

ACCESORIOS ACCESSORIES ACCESSOIRES



SUSPENSIÓN *SUSPENTION* SUSPENSION

REF.	mm	COLOR
ML2SUEMSF1500NW	1500	○
ML2SUEMSF1500NB		●
ML2SUEMSF13000NW	3000	○
ML2SUEMSF3000NB		●

SUSPENSIÓN *SUSPENTION* SUSPENSION

REF.	mm	COLOR
DALI		
ML2SUEMSF1500DW	1500	○
ML2SUEMSF1500DB		●
ML2SUEMSF3000DW	3000	○
ML2SUEMSF3000DB		●

Mun Dark

/TECHNICAL *information*

+ FAMILY PRESENTATION

MUN DARK



350mm 180mm 300mm

DIMENSIONES DIMENSIONS

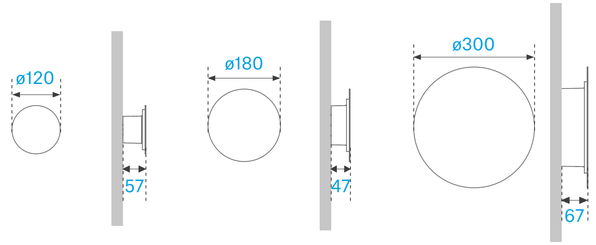

TABLA DE CONFIGURACIÓN CONFIGURATION TABLE TABLE DE CONFIGURATION

Crea el código de la referencia a partir de la información técnica. Create reference code from the technical information. Crée le code de référence à partir des informations techniques.

FAMILIA FAMILY FAMILLE		FORMATO FORMAT		INSTALACIÓN INSTALLATION		Lm LED/m		IP		IRC CRI		K		EQUIPO GEAR ALIMENTATION		ACABADOS FINISHES FINITIONS	
MD1	Mun Light	**120**	120mm	**SF**	Surface	**01**	100lm	**20**	IP20	**8**	80	**30**	3000K	**N**	ON/OFF	**B**	Black 05
		180	180mm			**01**	150lm					**40**	4000K			**W**	White 05
		300	300mm			**01**	300lm										
MD1		**120**		**SF**		**01**		**20**		**8**		**30**		**N**		**B**	

CURVA FOTOMÉTRICA PHOTOMETRIC CURVE CORUBE PHOTOMÉTRIQUE

120

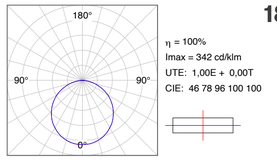

η = 100%
Imax = 342 cd/klm
UTE: 1,00E + 0,00T
CIE: 46 78 96 100 100

180

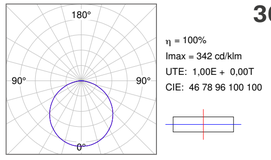

η = 100%
Imax = 342 cd/klm
UTE: 1,00E + 0,00T
CIE: 46 78 96 100 100

300

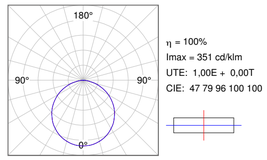

η = 100%
Imax = 351 cd/klm
UTE: 1,00E + 0,00T
CIE: 47 79 96 100 100

TABLA DE FLUJOS Y POTENCIA FLOW AND POWER TABLE TABLEAU DES FLUX ET PUISSANCES

MUN LIGHT		350lm			450lm			600lm		
		CRI	**W**	**LM OUT**	**CRI**	**W**	**LM OUT**	**CRI**	**W**	**LM OUT**
B	3000K	80	1	30	80	1	45	80	3	90
W	4000K									

CE IP 20 CLASE I 960° 1-10V PUSH TRIAC DALI ↑lm K WB CRI + INFO

OCULT DOWNLIGHT

Confort

*Versatile lighting with maximum **comfort**.*

With visual comfort as a design premise, a range of modular downlights has been created which, with a minimalist formal expression, offers great versatility in terms of lighting, with a choice of accent or general lighting, as well as a wide range of lengths, modular configurations and finishes.



INTEGRATION WITH INTERIOR DESIGN

- The interchangeable front trim system allows the aesthetics of the luminaire to blend with the context, while offering trimless solutions for minimal impact on the space.
- With a broad range of flux levels and beam angles, MFL (24°) and WFL (48°), this product is ideal for both general lighting, where uniform light is desired, and hospitality spaces, where lighting contrasts are preferred.

VISUAL COMFORT

The optical design, featuring a 33° cut-off lens, ensures high visual comfort with a UGR < 19 or < 15 (for 4 H, 8 H 70/50/20), depending on the selected optics.

CUSTOMISABLE LENGTH

A versatile lighting product available in various dimensions, ideal for creating various compositions in spaces to provide ambient lighting.



+ TECHNICAL INFORMATION



MODELOS MODELS MODÈLES	**Recessed**	**Trimless**
INSTALACIÓN INSTALLATION	Recessed	Trimless
LM LED	400 / 600 / 1200 / 1800 / 2400lm	400 / 600 / 1200 / 1800 / 2400lm
MODULOS MODELS	2 / 3 / 6 / 9 / 12	2 / 3 / 6 / 9 / 12
IRC CRI	80	90
ÓPTICA OPTICS OPTIQUES	MFL 24º WFL 48º	MFL 24º WFL 48º
TEMPERATURA DE COLOR COLOR TEMPERATURE TEMPÉRATURE DE COULEUR	○ 3000K ○ 4000K	○ 3000K ○ 4000K
EQUIPO GEAR ALIMENTATION	ON/OFF	ON/OFF DALI
POTENCIA POWER POUVOIR	5-27W	5-27W
ACABADOS INTERIORES INTERIOR FINISHES INTERIEUR FINITIONS	● Black 03	● Black 03
ACABADOS LUMINARIA LUMINAIRE FINISHES FINITION DES LUMINAIRES	● Black 05 ○ White 05	

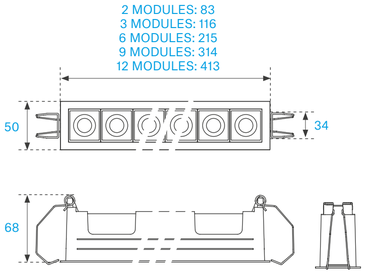

Recessed

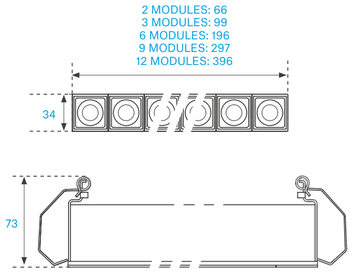

Trimless

+ TECHNICAL INFORMATION

Ocult Downlight

/TECHNICAL *information*

+ FAMILY PRESENTATION

OCULT DOWNLIGHT



2



3



6



9 o +

TABLA DE CONFIGURACIÓN CONFIGURATION TABLE TABLE DE CONFIGURATION

Crea el código de la referencia a partir de la información técnica. Create reference code from the technical information. Crée le code de référence à partir des informations techniques.

FAMILIA FAMILY FAMILLE		INSTALACIÓN INSTALLATION		MÓDULOS MODULES		Lm LED/m		IP		IRC CRI		K		EQUIPO GEAR ALIMENTATION		ACABADOS INT. FINISHES FINITIONS		ACABADOS EXT. FINISHES FINITIONS	
OD1	Ocult	**RE**	Recessed	**2**	Mod.	**04**	400lm	**MF**	MFL 24º	**8**	80	**30**	3000K	**N**	ON/OFF	**B**	Black 03	**W**	White 03
				3	Mod.	**06**	600lm	**WF**	WFL 48º			**40**	4000K	**D**	DALI			**B**	Black 03
				6	Mod.	**12**	1200lm												
				9	Mod.	**18**	1800lm												
				12	Mod.	**22**	2400lm												
OD1		**RE**		**2**		**04**		**MF**		**8**		**30**		**N**		**B**		**B**	

FAMILIA FAMILY FAMILLE		INSTALACIÓN INSTALLATION		MÓDULOS MODULES		Lm LED/m		IP		IRC CRI		K		EQUIPO GEAR ALIMENTATION		ACABADOS INT. FINISHES FINITIONS	
OD1	Ocult	**TR**	Trimless	**2**	Mod.	**04**	400lm	**MF**	MFL 24º	**8**	80	**30**	3000K	**N**	ON/OFF	**B**	Black 03
				3	Mod.	**06**	600lm	**WF**	WFL 48º			**40**	4000K	**D**	DALI		
				6	Mod.	**12**	1200lm										
				9	Mod.	**18**	1800lm										
				12	Mod.	**22**	2400lm										
OD1		**TR**		**2**		**04**		**MF**		**8**		**30**		**N**		**B**	

DIMENSIONES DIMENSIONS

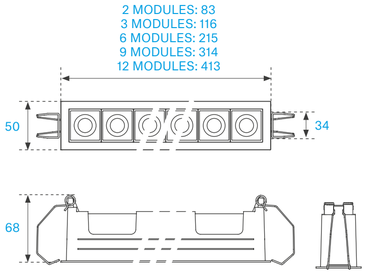

Recessed

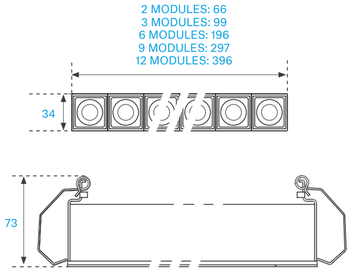

Trimless



OCULT DOWNLIGHT

CURVA FOTOMÉTRICA PHOTOMETRIC CURVE CORUBE PHOTOMÉTRIQUE

MFL

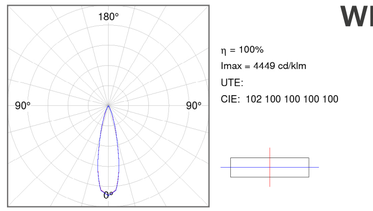

η = 100%
lmax = 4449 cd/klm
UTE:
CIE: 102 100 100 100 100

UGR <10
Para 4H, 8H 70/ 50 /20

WFL

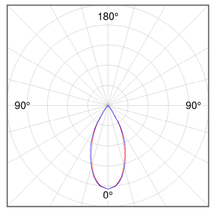

η = 100%
lmax = 1657 cd/klm
UTE:
CIE: 98 100 100 100 100



UGR <19
Para 4H, 8H 70/ 50 /20

	2 Modules	3 Modules	6 Modules	9 Modules	12 Modules
XxY	43x74	43x107	43x207	43x307	43x407



Recessed

	2 Modules	3 Modules	6 Modules	9 Modules	12 Modules
XxY	55x74	55x107	55x207	55x307	55x407



Trimless

TABLA DE FLUJOS Y POTENCIA FLOW AND POWER TABLE TABLEAU DES FLUX ET PUISSANCES

OCULT DOWNLIGHT		2			3			6			9			12		
		400lm			600lm			1200lm			1800lm			2400lm		
		CRI	W	LM OUT	CRI	W	LM OUT	CRI	W	LM OUT	CRI	W	LM OUT	CRI	W	LM OUT
MFL	3000K	80	5	360	80	8	540	80	14	1080	80	20	1620	80	26,7	2160
	4000K															
WFL	3000K			366			549			1098			1647			2196
	4000K															

ACCESORIOS ACCESSORIES ACCESSOIRES



REFLECTOR (2 MÓDULOS)
REFLECTOR (2 MODULES)
RÉFLECTEUR (2 MODULES)

REF.	COLOR
ODRF2C	
ODRF2M	
ODRF2W	



REFLECTOR (3,6,9,12 MÓDULOS)
REFLECTOR (3,6,9,12 MODULES)
RÉFLECTEUR (3,6,9,12 MODULES)

REF.	COLOR
ODRF3C	
ODRF3M	
ODRF3W	

OCULT SYSTEM

Imagine

*Imagine the solution, we'll make it a **reality***

The many needs that can arise in a multi-purpose space are solved simply and elegantly: a system that allows you to create accent or general lighting thanks to the integration of modular downlights, suspended luminaires or spotlights.



+ TECHNICAL INFORMATION

SEGMENTS

- Solutions for vertical and horizontal planes within the same system, with accent, general lighting and suspension solutions.
- The double height of the cover allows better integration of the elements in the profile and reduces the impact of the product in the space.



FORMAL COHERENCE

All the elements of the system, with their cylindrical and miniature formats, are integrated within the same formal coherence. Decorative accessories with different finishes allow them to be personalised.

+ TECHNICAL INFORMATION

OCULT SYSTEM CONFIGURATOR

1. INSTALLATION

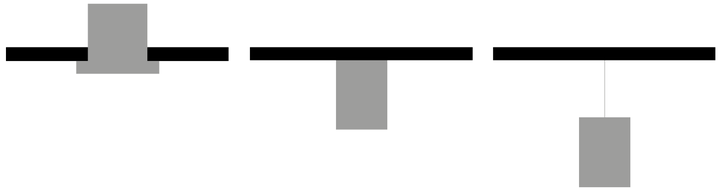

Recessed Surface Suspended

2. FORMAT



Linear Corner U format



Square Customised

3. LIGHTING MODULES



Downlight Spotlight

4. ACCESSORIES



Downlight Spotlight

5. SOLUTION





MODELOS MODELS MODÈLES	**Downlight**	**Spotlight**
LM LED	600-2400lm	500-1000lm
IRC CRI	80	80
ÓPTICA OPTICS OPTIQUES	MFL 24º WFL 48º	SSP 10º SP 17º MFL 23º FL 37º
TEMPERATURA DE COLOR COLOR TEMPERATURE TEMPÉRATURE DE COULEUR	3000K 4000K	3000K 4000K
EQUIPO GEAR ALIMENTATION	ON/OFF	ON/OFF DALI
POTENCIA POWER POUVOIR	6-24W	5-9W
ACABADOS INTERIORES INTERIOR FINISHES INTERIEUR FINITIONS	Black 02	Black 02
ACABADOS ACC. ACC. FINISHES FINITION DES ACC.	Black 02 White 02 Metalized Silver Metalized Copper	Black 02 White 02 Metalized Silver Metalized Copper

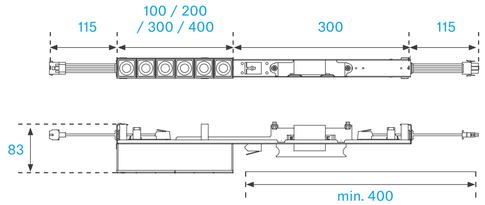

+ TECHNICAL INFORMATION

Ocult System

/TECHNICAL *information*

+ FAMILY PRESENTATION

OCULT SYSTEM PROFILE



Surface profile



Recessed profile



Corner

DIMENSIONES DIMENSIONS

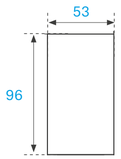

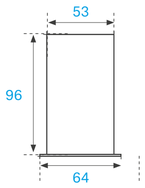

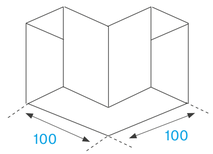

TABLA DE CONFIGURACIÓN CONFIGURATION TABLE TABLE DE CONFIGURATION

Crea el código de la referencia a partir de la información técnica. Create reference code from the technical information. Crée le code de référence à partir des informations techniques.

FAMILIA FAMILY FAMILLE		**INSTALACIÓN** INSTALLATION		**TIPOLOGÍA** TYPOLOGY TYOLOGIE		**LONGITUDES (mm)** LENGHTS LONGUEUR		**ACABADOS** FINISHES FINITIONS	
OS	Ocult System	**SU**	Suface	**PR**	Profile	**500**	500	**W**	White 02
		RE	Recessed			**600**	600	**B**	Black 02
						700	700		
						800	800		
						900	900		
						1000	1000		
						1100	1100		
						1200	1200		
						1300	1300		
						1400	1400		
						1500	1500		
						1600	1600		
						1700	1700		
						1800	1800		
						1900	1900		
						2000	2000		
				CR	Corner ●	**100**	100x100		
OS		**RE**		**PR**		**500**		**B**	

● Cover and connection accessories included.

OCULT SYSTEM SPOTLIGHT & DOWNLIGHT



Spotlight 500lm



Downlight 3



Downlight 6



Spotlight 1000lm



Downlight 9



Downlight 12

DIMENSIONES DIMENSIONS

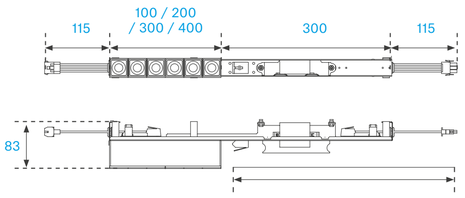

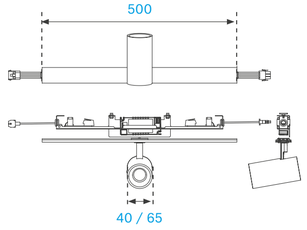

TABLA DE CONFIGURACIÓN CONFIGURATION TABLE TABLE DE CONFIGURATION

Crea el código de la referencia a partir de la información técnica. Create reference code from the technical information. Crée le code de référence à partir des informations techniques.

FAMILIA FAMILY FAMILLE		**INSTALACIÓN** INSTALLATION		**Lm LED/m**		**ÓPTICA** OPTICS OPTIQUE		**IRC** CRI		**K**		**EQUIPO** GEAR ALIMENTATION		**ACABADOS INT.** FINISHES FINITIONS		**ACABADOS EXT.** FINISHES FINITIONS	
OS1	Ocult System	**SP**	Spotlight	**05**	500lm	**SP**	SP 13º	**8**	80	**30**	3000K	**N**	ON/OFF	**B**	Black	**W**	White 02
						MF	MFL 19º			**40**	4000K	**D**	DALI			**B**	Black 05
						FL	FL 26º										
				10	1000lm	**SP**	SP 13º										
						MF	MFL 19º										
						FL	FL 26º										
						SS	SSP 10º										
OS1		**SP**		**05**		**SP**		**8**		**30**		**N**		**B**		**B**	

FAMILIA FAMILY FAMILLE		**INSTALACIÓN** INSTALLATION		**MÓDULOS** MODULES		**Lm LED/m**		**IP**		**IRC** CRI		**K**		**EQUIPO** GEAR ALIMENTATION		**ACABADOS INT.** FINISHES FINITIONS	
OS1	Ocult System	**DO**	Downlight	**3**	Mod.	**06**	600lm	**MF**	MFL 24º	**8**	80	**30**	3000K	**N**	ON/OFF	**B**	Black 03
				6	Mod.	**12**	1200lm	**WF**	WFL 48º			**40**	4000K	**D**	DALI		
				9	Mod.	**18**	1800lm										
				12	Mod.	**22**	2400lm										
OS1		**DO**		**3**		**06**		**MF**		**8**		**30**		**N**		**B**	

IP 20 · CLASE I · AI · 650º · UGR <19 · 1-10V · PUSH · TRIAC · Im · K · WB · CRI · INFO

CURVA FOTOMÉTRICA PHOTOMETRIC CURVE CORUBE PHOTOMÉTRIQUE

OCULT SYSTEM DOWNLIGHT

MFL

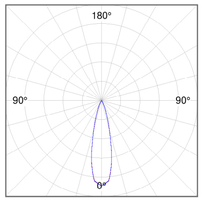

η = 100%
Imax = 4449 cd/klm
UTE:
CIE: 102 100 100 100 100

UGR <10
Para 4H, 8H 70/ 50 /20

WFL

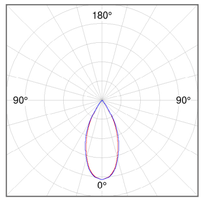

η = 100%
Imax = 1657 cd/klm
UTE:
CIE: 98 100 100 100 100

UGR <19
Para 4H, 8H 70/ 50 /20

OCULT SYSTEM SPOTLIGHT

SSP

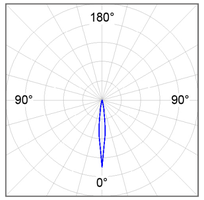

η = 99%
Imax = 17452 cd/klm
UTE:
CIE: 104 100 100 100 99

UGR <19
Para 4H, 8H 70/ 50 /20

SP

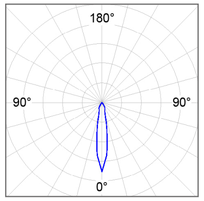

η = 100%
Imax = 5281 cd/klm
UTE:
CIE: 101 100 100 100 100

UGR <19
Para 4H, 8H 70/ 50 /20

MFL

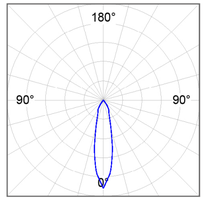

η = 100%
Imax = 3674 cd/klm
UTE:
CIE: 101 100 100 100 100

FL

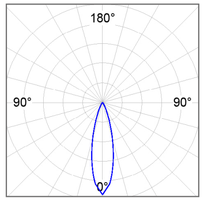

η = 100%
Imax = 3758 cd/klm
UTE:
CIE: 99 100 100 100 100

TABLA DE FLUJOS Y POTENCIA FLOW AND POWER TABLE TABLEAU DES FLUX ET PUISSANCES

OCULT SYSTEM DOWNLIGHT

OCULT DOWNLIGHT		3			6			9			12		
		600lm			1200lm			1800lm			2400lm		
		CRI	W	LM OUT	CRI	W	LM OUT	CRI	W	LM OUT	CRI	W	LM OUT
MFL	3000K	80	7,4	540	80	13,1	1080	80	20,8	1620	80	26,9	2160
	4000K												
WFL	3000K			549			1098			1647			2196
	4000K												

OCULT SYSTEM SPOTLIGHT

OCULT DOWNLIGHT		500lm			1000lm		
		CRI	W	LM OUT	CRI	W	LM OUT
SSP	3000K				80	7,7	498
	4000K						537
SP	3000K	80	6	314			773
	4000K			339			819
SSP	3000K			330			806
	4000K			356			804
SP	3000K			324			637
	4000K			349			738

ACCESORIOS ACCESSORIES ACCESSOIRES



FAMILIA FAMILY FAMILLE		**INSTALACIÓN** INSTALLATION		**DIMENSIONES** DIMENSIONS		**EQUIPO** GEAR ALIMENTATION	
OS1	Ocult System	**CIAI**	Connector	**100**	100mm	**N**	ON/OFF
				200	200mm	**D**	DALI
				300	300mm		
				400	400mm		
				500	500mm		
				600	600mm		
				700	700mm		
				800	800mm		
				900	900mm		
				1000			
				1100			
				1200			
				1300			
				1500			
OS1		**CIAI**		**100**		**N**	



FIJACIÓN DIRECTA
DIRECT FIXATION
FIXATION DIRECTE

REF.	COLOR
SFRG41G	●
SFRG41W	○



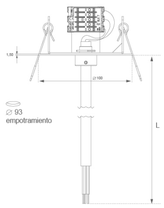

FLORON RECESSED BASIC
RECESSED BASIC CEILING ROSE
FLEURON RECESSED BASIC

REF.	H(mm)	COLOR
SUCAREBA1500NB	1500	●
SUCAREBA1500NW	1500	○
SUCAREBA3000NB	3000	●
SUCAREBA3000NW	3000	○
DALI		
SUCAREBA1500DB	1500	●
SUCAREBA1500DW	1500	○
SUCAREBA3000DB	3000	●
SUCAREBA3000DW	3000	○



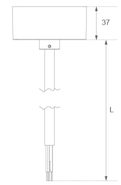

FLORON SURFACE BASIC
SURFACE BASIC CEILING ROSE
FLEURON SURFACE BASIC

REF.	H(mm)	COLOR
SUCASFBA1500NB	1500	●
SUCASFBA1500NW	1500	○
SUCASFBA3000NB	3000	●
SUCASFBA3000NW	3000	○
DALI		
SUCASFBA1500DB	1500	●
SUCASFBA1500DW	1500	○
SUCASFBA3000DB	3000	●
SUCASFBA3000DW	3000	○



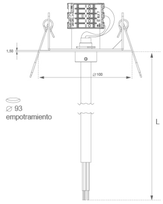

FLORON RECESSED DECO
RECESSED DECO CEILING ROSE
FLEURON RECESSED DECO

REF.	H(mm)	COLOR
SUCAREBA1500NB	1500	●
SUCAREBA1500NW	1500	○
SUCAREBA3000NB	3000	●
SUCAREBA3000NW	3000	○
DALI		
SUCAREBA1500DB	1500	●
SUCAREBA1500DW	1500	○
SUCAREBA3000DB	3000	●
SUCAREBA3000DW	3000	○



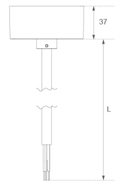

FLORON SURFACE DECO
SURFACE DECO CEILING ROSE
FLEURON SURFACE DECO

REF.	H(mm)	COLOR
SUCASFDE1500NB	1500	●
SUCASFDE1500NW	1500	○
SUCASFDE3000NB	3000	●
SUCASFDE3000NW	3000	○
DALI		
SUCASFDE1500DB	1500	●
SUCASFDE1500DW	1500	○
SUCASFDE3000DB	3000	●
SUCASFDE3000DW	3000	○

Plat *Control*

*A **highly efficient glare control** solution for technical ceilings*

Plat is perfect for interior lighting and is easy to install in both exposed and concealed ceilings, as well as plasterboard ceilings.

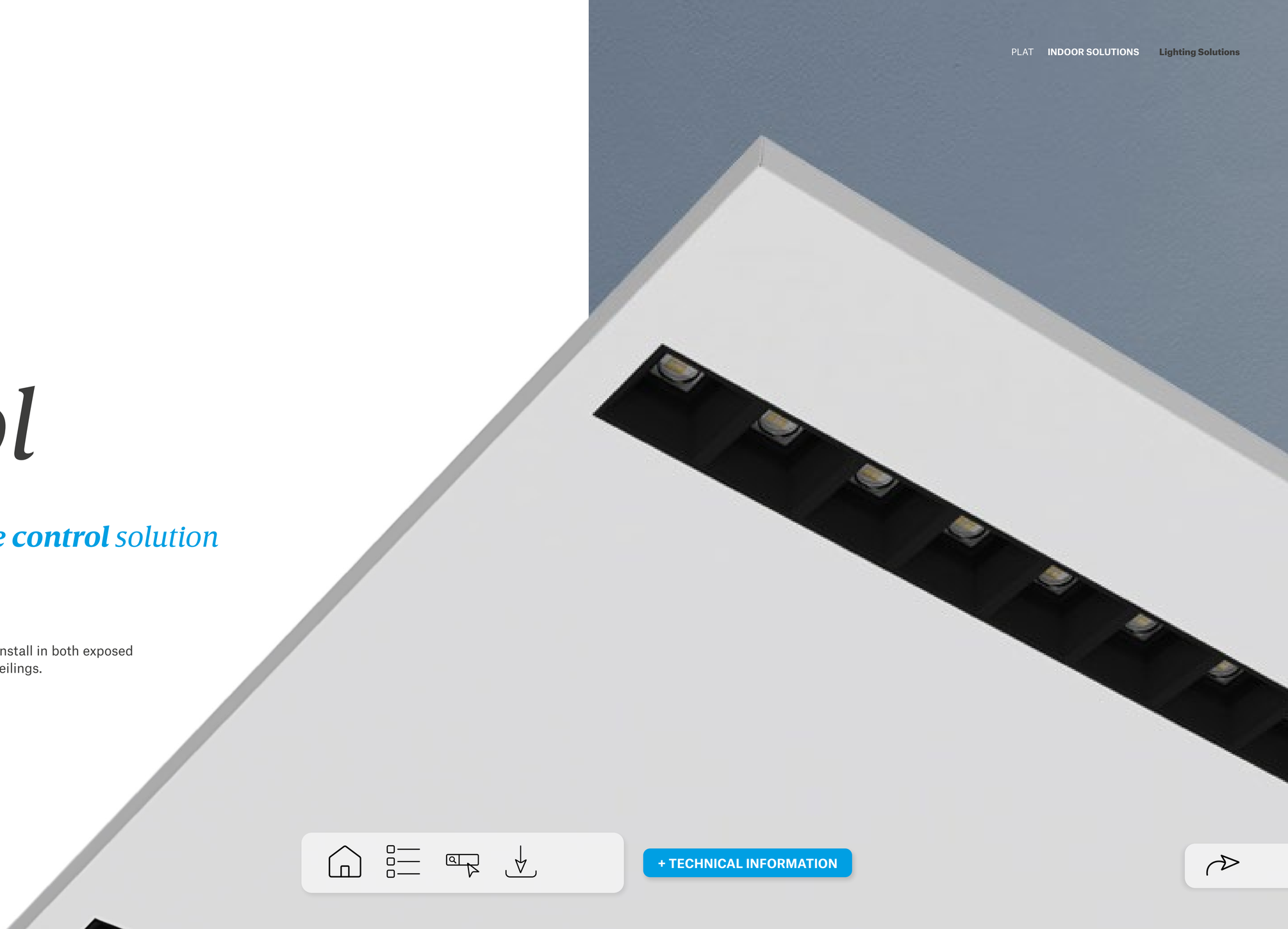

+ TECHNICAL INFORMATION

VISUAL COMFORT

- Prismatic lens with optical film UGR < 19.
- Tech with UGR < 12.
- Photobiological risk 0.
- Flicker-free driver.
- Efficiency up to 123 lm/W.
- Uniform brightness in a minimal thickness.



DARK LIGHT: DISCRETE LIGHTING

Plat Tech meets darkness limits criteria, classified as Dark Light: less than 200 cd/lm2 above a 60° viewing angle. This ensures discreet lighting that respects user comfort and minimises glare.

Designed with a combination of anti-glare reflector and high efficiency optics to provide glare-free illumination and optimise energy consumption.



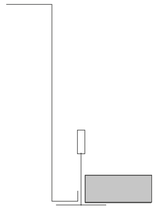

Visible profile

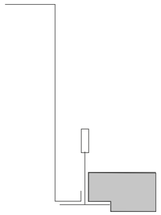

Visible profile, semi-recessed plate

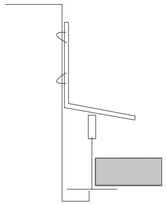

Visible profile, semi-recessed luminaire

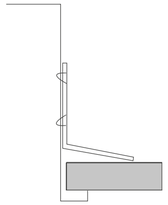

Plaster ceiling, semi-recessed luminaire

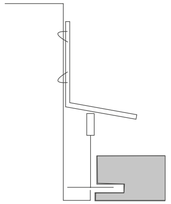

Concealed “T” profile, non-detachable ceiling

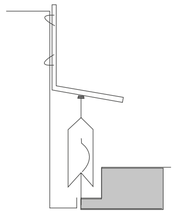

Profile for metal plate ceiling

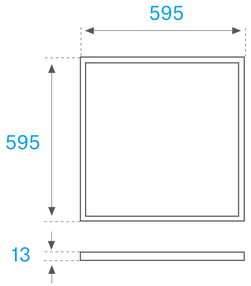

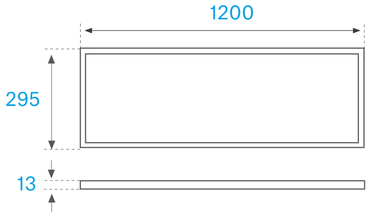

MODELOS MODELS MODÈLES	**Plat**
DIMENSIONES DIMENSIONS	600x600mm 1200x300mm
LM LED	3500 / 4000lm
IRC CRI	80/90
ÓPTICA OPTICS OPTIQUES	Opal Prismatic Tech
TEMPERATURA DE COLOR COLOR TEMPERATURE TEMPÉRATURE DE COULEUR	3000K 4000K Tunable White (TW)
EQUIPO GEAR ALIMENTATION	ON/OFF DALI
IP	40/54/65
ACABADOS LUMINARIA LUMINAIRE FINISHES FINITION DES LUMINAIRES	White 06

Additional and optional accessories available:

- Brightness sensor
- Presence sensor
- Emergency battery 3/5 h
- Quick connector

Plat

/TECHNICAL *information*

+ FAMILY PRESENTATION

PLAT G3



Plat 600x600



Plat 1200x300



Plat Tech 600x600

DIMENSIONES DIMENSIONS

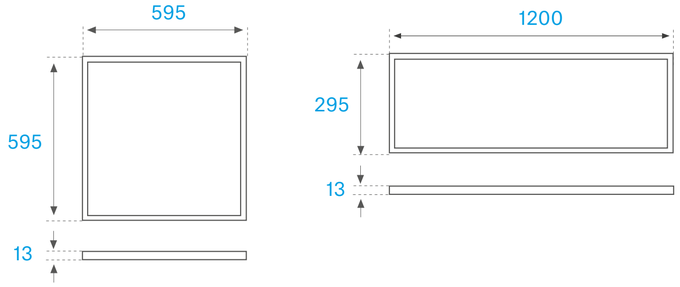

TABLA DE CONFIGURACIÓN CONFIGURATION TABLE TABLE DE CONFIGURATION

Crea el código de la referencia a partir de la información técnica. Create reference code from the technical information. Crée le code de référence à partir des informations techniques.

FAMILIA FAMILY FAMILLE		**FORMATO** FORMAT		**Lm LED/m**		**ÓPTICA** OPTICS OPTIQUE		**IP**		**IRC** CRI		**K**		**EQUIPO** GEAR ALIMENTATION		**ACABADOS** FINISHES FINITIONS	
PL3	Plat	**060**	600x600mm	**35**	3500lm	**OP**	Opal	**40**	IP40	**8**	80	**30**	3000K	**N**	ON/OFF	**W**	White 04
												40	4000K	**D**	DALI		
												TW	Tunable White	**D**	DALI		
								54	IP54			**30**	3000K	**N**	ON/OFF		
								65	IP65			**40**	4000K	**D**	DALI		
						PR	Prismatic	**40**	IP40			**30**	3000K				
												35	3500K				
												40	4000K				
										9	90	**30**	3000K				
												40	4000K				
		120	1200x300mm			**OP**	Opal			**8**	80	**30**	3000K				
												40	4000K				
						PR	Prismatic					**30**	3000K				
												35	3500K				
												40	4000K				
										9	90	**30**	3000K				
												40	4000K				
PT1	Plat Tech	**060**	600x600mm	**40**	4000lm	**TE**	Tech										
PL3		**060**		**35**		**OP**		**40**		**8**		**30**		**N**		**W**	

CURVA FOTOMÉTRICA PHOTOMETRIC CURVE CORUBE PHOTOMÉTRIQUE

OP

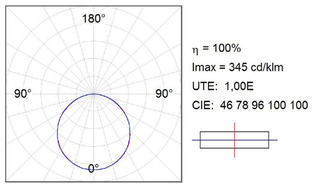

η = 100%
Imax = 345 cd/klm
UTE: 1,00E
CIE: 46 78 96 100 100

PR

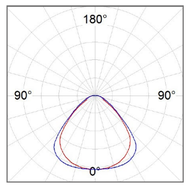

η = 100%
Imax = 417 cd/klm
UTE: 1,00D
CIE: 59 88 97 100 100

TE

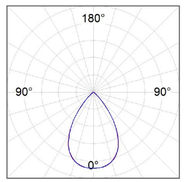

η = 100%
Imax = 881 cd/klm
UTE: 1,00A
CIE: 90 100 100 100 100

TABLA DE FLUJOS Y POTENCIA FLOW AND POWER TABLE TABLEAU DES FLUX ET PUISSANCES

PLAT		600x600			1200x300		
		CRI	**W**	**LM OUT**	**CRI**	**W**	**LM OUT**
OP	3000K	80	31	3607	80	31	3607
	4000K			3819			3819
	TW		36	4495			
PR	3000K	80	31	3395	90	31	3395
	3000K	90		2900	80	30	2900
	3500K	80	30	3500	80		3500
	3500K						
	4000K	80	31	3607	90	31	3607
	4000K	90	30	3100		30	3100
TE	3000K	90	31	3262			
	4000K			3413			

ACCESORIOS ACCESSORIES ACCESSOIRES



KIT DE SUSPENCIÓN
SUSPENSION KIT
KIT DE SUSPENSIONS

REF.	h(m)
PLSUWI1500	max. 1,5m



MARCO PARA ADOSAR A TECHO PLAT
FRAME TO ATTACH TO PLAT CEILING
CADRE À FIXER AU PLAFOND PLAT

REF.	mm	COLOR
PLSFFR060	600x600x59	○
PLSFFR120	1200x300x59	○



MARCO PARA EMPOTRAR PLAT
PLAT EMBEDDING FRAME
CADRE D'ENCASTREMENT DE PLAQUE

REF.	mm	COLOR
PLREF060	600x600x59	○
PLREF120	1200x300x59	○

Puzzle

/TECHNICAL *information*

PUZZLE INDIVIDUAL G2



DIMENSIONES DIMENSIONS

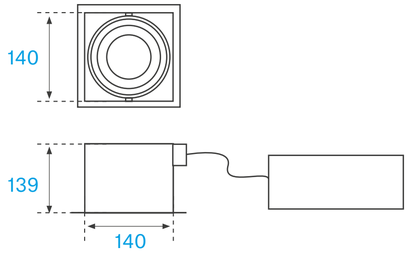

TABLA DE CONFIGURACIÓN CONFIGURATION TABLE TABLE DE CONFIGURATION

Crea el código de la referencia a partir de la información técnica. Create reference code from the technical information. Crée le code de référence à partir des informations techniques.

FAMILIA FAMILY FAMILLE		INSTALACIÓN INSTALLATION		FORMATO FORMAT		Lm LED/m		ÓPTICA OPTICS OPTIQUE		IRC CRI		K		EQUIPO GEAR ALIMENTATION		ACABADOS FINISHES FINITIONS	
PU2	Puzzle	**RE**	Recessed	**1**	Individual	**15** **25** **35**	1400lm 2500lm 3500lm	**MF** **FL**	MFL 26º FL 37º	**8**	80	**30** **40**	3000K 4000K	**N**	ON/OFF	**W** **B**	White 02 Black 02
PU2		**RE**		**1**		**35**		**MF**		**8**		**30**		**N**		**W**	

CURVA FOTOMÉTRICA PHOTOMETRIC CURVE CORUBE PHOTOMÉTRIQUE

MFL

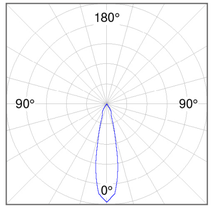

η = 100%
Imax = 3916 cd/klm
UTE:
CIE: 99 100 100 100 100



FL

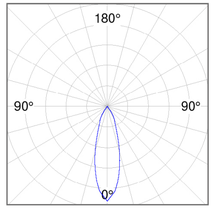

η = 100%
Imax = 2773 cd/klm
UTE:
CIE: 99 100 100 100 100



TABLA DE FLUJOS Y POTENCIA FLOW AND POWER TABLE TABLEAU DES FLUX ET PUISSANCES

PUZZLE INDIVIDUAL		1x1400lm			1x2500lm			1x3500lm		
		CRI	W	LM OUT	CRI	W	LM OUT	CRI	W	LM OUT
MFL	3000K	80	9,9	1207	80	19,2	2263	80	31,4	3103
	4000K			1257			2357			3232
FL	3000K			1168			2190			3004
	4000K			1217			2281			3129

IP 20 · 960º · 1-10V · PUSH · TRIAC · DALI · LED RETAIL · lm · K · WB · CRI · TW · + INFO

PUZZLE DOUBLE G2



DIMENSIONES DIMENSIONS

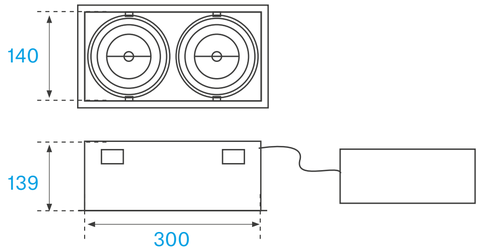

TABLA DE CONFIGURACIÓN CONFIGURATION TABLE TABLE DE CONFIGURATION

Crea el código de la referencia a partir de la información técnica. Create reference code from the technical information. Crée le code de référence à partir des informations techniques.

FAMILIA FAMILY FAMILLE		**INSTALACIÓN** INSTALLATION		**FORMATO** FORMAT		**Lm LED/m**		**ÓPTICA** OPTICS OPTIQUE		**IRC** CRI		**K**		**EQUIPO** GEAR ALIMENTATION		**ACABADOS** FINISHES FINITIONS	
PU2	Puzzle	**RE**	Recessed	**2**	Doble	**25** **35**	1400lm 2500lm 3500lm	**MF** **FL**	MFL 26º FL 37º	**8**	80	**30** **40**	3000K 4000K	**N**	ON/OFF	**W** **B**	White 02 Black 02
PU2		**RE**		**2**		**35**		**MF**		**8**		**30**		**N**		**W**	

CURVA FOTOMÉTRICA PHOTOMETRIC CURVE CORUBE PHOTOMÉTRIQUE

MFL

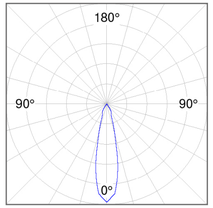

η = 100%
Imax = 3916 cd/klm
UTE:
CIE: 99 100 100 100 100



FL

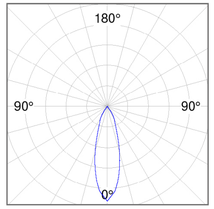

η = 100%
Imax = 2773 cd/klm
UTE:
CIE: 99 100 100 100 100



TABLA DE FLUJOS Y POTENCIA FLOW AND POWER TABLE TABLEAU DES FLUX ET PUISSANCES

PUZZLE DOUBLE		2x2500lm			2x3500lm		
		CRI	**W**	**LM OUT**	**CRI**	**W**	**LM OUT**
MFL	3000K	80	38,1	4525	80	66,6	6205
	4000K			4714			6464
FL	3000K			4380			6008
	4000K			4562			6258

CE IP 20 960º 1-10V PUSH TRIAC DALI LED RETAIL lm K WB CRI TW + INFO

PUZZLE TRIPLE G2



DIMENSIONES DIMENSIONS

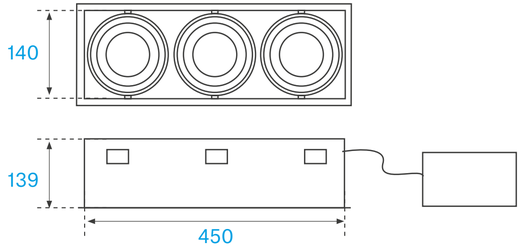

TABLA DE CONFIGURACIÓN CONFIGURATION TABLE TABLE DE CONFIGURATION

Crea el código de la referencia a partir de la información técnica. Create reference code from the technical information. Crée le code de référence à partir des informations techniques.

FAMILIA FAMILY FAMILLE		INSTALACIÓN INSTALLATION		FORMATO FORMAT		Lm LED/m		ÓPTICA OPTICS OPTIQUE		IRC CRI		K		EQUIPO GEAR ALIMENTATION		ACABADOS FINISHES FINITIONS	
PU2	Puzzle	**RE**	Recessed	**3**	Triple	**25** **35**	1400lm 2500lm 3500lm	**MF** **FL**	MFL 26º FL 37º	**8**	80	**30** **40**	3000K 4000K	**N**	ON/OFF	**W** **B**	White 02 Black 02
PU2		**RE**		**3**		**35**		**MF**		**8**		**30**		**N**		**W**	

CURVA FOTOMÉTRICA PHOTOMETRIC CURVE CORUBE PHOTOMÉTRIQUE

MFL

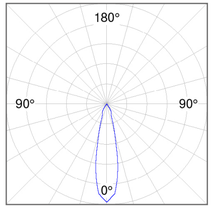

η = 100%
Imax = 3916 cd/klm
UTE:
CIE: 99 100 100 100 100



FL

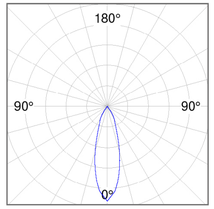

η = 100%
Imax = 2773 cd/klm
UTE:
CIE: 99 100 100 100 100



TABLA DE FLUJOS Y POTENCIA FLOW AND POWER TABLE TABLEAU DES FLUX ET PUISSANCES

PUZZLE TRIPLE		3x2500lm			3x3500lm		
		CRI	W	LM OUT	CRI	W	LM OUT
MFL	3000K	80	57	6788	80	99,7	9308
	4000K			7071			9696
FL	3000K			6570			9012
	4000K			6843			9387

CE IP 20 960º 1-10V PUSH TRIAC DALI LED RETAIL lm K WB CRI TW + INFO

PUZZLE FRAMES

PUZZLE FRAMES RECESSED

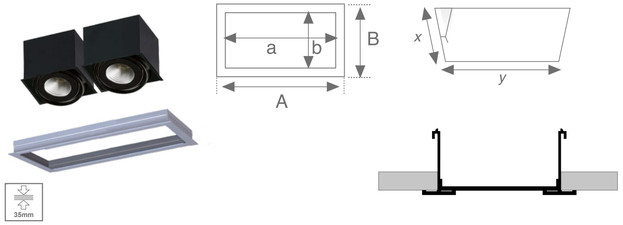

PUZZLE FRAMES TRIMLESS

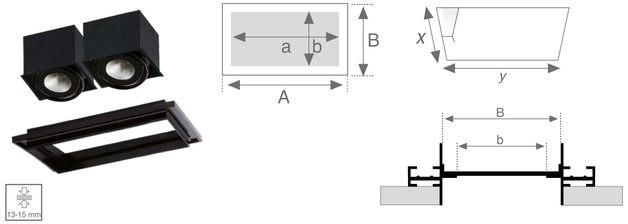

TIPO TYPE	A x B	a x b	x x y	Mod.	Combina.
1	186x186	142x142	174x174	A	1A
2	344x190	300x146	332x178	B	2A/B
3	494x190	450x146	482x178	C	3A/A+B/C
4	654x190	610x146	642x178		A+C/B+B/2A+B/4A
5	959x190	915x146	974x178		3B/2C
6	126x190	1220x146	1252x178		2C+1B
9	344x344	300x300	332x332		2B

TABLA DE CONFIGURACIÓN CONFIGURATION TABLE TABLE DE CONFIGURATION

PUZZLE FRAMES RECESSED

FAMILIA FAMILY FAMILLE		INSTALACIÓN INSTALLATION		FORMATO FORMAT		TIPO TYPE	ACABADOS FINISHES FINITIONS	
PU	Puzzle	RE	Recessed	FR	Frame	1 2 3 4 5 6 9	W	White 04
PU		RE		3		35	W	

PUZZLE FRAMES TRIMLESS

FAMILIA FAMILY FAMILLE		INSTALACIÓN INSTALLATION		FORMATO FORMAT		TIPO TYPE	ACABADOS FINISHES FINITIONS	
PU	Puzzle	TR	Trimless	FR	Frame	1 2 3 4 5 6 9	W B	White 04 Black 04
PU		TR		3		35	W	

ACCESORIOS ACCESSORIES ACCESSOIRES



MÓDULO A CIEGO
BLIND A MODULE
MODULE A AVEUGLE

REF.	COLOR	Lmm	Kg
PUCOAB	●	160	0,1
PUCOAW	○		



MÓDULO B CIEGO
BLIND B MODULE
MODULE B AVEUGLE

REF.	COLOR	Lmm	Kg
PUCOBB	●	320	0,2
PUCOBW	○		



UNIÓN CODO 90º (UNIONES INCLUIDAS)
90º ELBOW UNION (UNIONS INCLUDED)
UNION COUDE 90º (UNIONS INCLUSES)

REF.	COLOR
PUTRFRCRB	●
PUTRFRCRW	○



EXTREMO DE MARCO OCULTO "U" (1 UNIDAD POR REFERENCIA, UNIONES INCLUIDAS)
"U" HIDDEN FRAME END (1 UNIT PER REFERENCE, JOINTS INCLUDED)
EXTRÉMITÉ DE CADRE CACHÉE EN « U » (1 UNITÉ PAR RÉFÉRENCE, JOINTS INCLUS)

REF.	COLOR
PUTRFRENB	●
PUTRFRENW	○



FIJACIÓN INTERMEDIA PARA MARCOS OCULTOS (2 UNIDADES POR REFERENCIA)
INTERMEDIATE FIXING FOR CONCEALED FRAMES (2 UNITS PER REFERENCE)
FIXATION INTERMÉDIAIRE POUR CADRES CACHÉS (2 UNITÉS PAR RÉFÉRENCE)

REF.
PUTRFRJO



PERFIL MARCO OCULTO (1 UNIDAD POR REFERENCIA)
HIDDEN FRAME PROFILE (1 UNIT PER REFERENCE)
PROFIL DE CADRE CACHÉ (1 UNITÉ PAR RÉFÉRENCE)

REF.	COLOR
PUTRFRPR1000B	●
PUTRFRPR1000W	○
PUTRFRPR3000B	●
PUTRFRPR3000W	○

Quiet
Acoustic

*Integrated solutions for **lighting and acoustic comfort***

Promoting wellbeing, it prioritises two of the fundamental pillars of environmental comfort, developing the concept of Wellbeing lighting, which aims to have a positive impact on people's wellbeing. Its customised finishes have a strong common thread: they have been developed according to eco-design criteria.

aistec
creating comfort



VISUAL COMFORT

- Lighting solution with low volatile emissions and free from formaldehyde.
- Active glare control: opal and comfort diffusers.
- Luminaires classed as RG0, “exempt from risk”, in accordance with Photobiological Risk standard UNE 62471.
- Models providing high visual comfort with wide shielding angles, black reflectors and ultra-comfort lenses.
- Flicker-free.

SUSTAINABILITY

- Designed with a circular economy approach that encourages the recovery and reuse of luminaires.
- The sound-absorbing material uses “woven non-woven” fabric made from recycled PET felt (sourced from bottles).
- Some luminaires incorporate recycled materials such as aluminium and plastics.
- The Quiet comfort design has the following sound-absorbing characteristics:

Aw 0.6-0.95
Acoustic absorption

B-s1, d0
Fire resistance.

rPET
Material made of 75% recycled plastic.

LOW VOC
Low volatile emissions without formaldehyde.

CUSTOMISABLE

- The high technical versatility of these luminaires is complemented by a palette of 56 colours, custom finishes (die-cuts, bevels, prints) and tailor-made solutions.

+ TECHNICAL INFORMATION

QUIET CONFIGURATOR

Quiet Baffle Fil



Quiet + Fil 45 *Comfort*



Quiet Round Kombic



S Quiet + Kombic 100 *Opal W/M, Optic, Reflector B/M*
L Quiet + Kombic 150 *Optic, Reflector B/M*

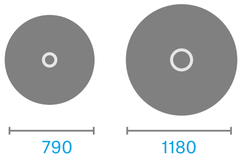

Quiet Fil Curve







Quiet Ocult









SQUARE Quiet + Ocult
RECTANGLE Quiet + Ocult
HEXAGONAL Quiet + Ocult

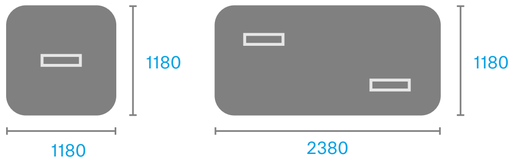

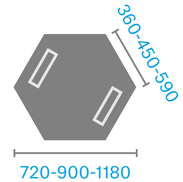

FINISHES

Standardised colours


K05 Charcoal


Z04 Light Camel


E38 Eucalyptus Green

Customisation


Tropicalos Dipedalos


Bilados Beladas


Impresinos Presinos

More colours available

Essential Colours

Z07 White


Z92 Natural Almond


Z04 Light Camel


Z12 Dark Camel


Z98 Slate Green


E38 Eucalyptus Green


K14 Lake Blue


Z14 Light Blue


Z19 Navy Blue


Z30 Water Grey


K13 Black


K05 Charcoal


Z11 Marble Grey


Z05 Apricot


Z46 Orange


Z08 Crimson


Z24 Burdeaux


E87 Light Salmon

Prime Colours


A101 Marble Light


A202 Pale Brown


A027 Light Green


A220 Mint Green

A099 Aqua


A224 Malachite Blue


A222 Dark Turquoisel


A208 Blue Haze


A227 Lotus Blue


A226 Sunset


A219 Rust Red


A206 Litmus Red


A026 Lilacy


A029 Taro Purple

Trendy Colours

K02 Creamy White


E16 Vanilla

E14 Light Brown

Z90 Taupe

K09 Khaki

Z32 Brown

Z28 Gold Bronze

Z41 Milk Coffee

E23 Acorn Brown

E35 Dark Coffee

K15 Mustard

K20 Honeybee Yellow

Z43 Pistachio

K16 Peppermint

Z10 Grass Green

Z97 Cactus Green

E30 Forest Green

E51 Saiyan God Blue

Z25 Sky Blue

Z96 Cerulean

K08 Royal Blue

Z93 Blue Indigo

Z37 African Grey

Z36 Moonlight Grey

K04 Silver Grey

Z91 Soft Grey

Z95 Goldenrod

E28 Candy Red

K06 Vermillion

E34 Hot Chili

Z94 Burgundy

Z49 Lavender

Quiet

/TECHNICAL *information*

+ FAMILY PRESENTATION

QUIET BAFFLE FIL 45



DIMENSIONES DIMENSIONS

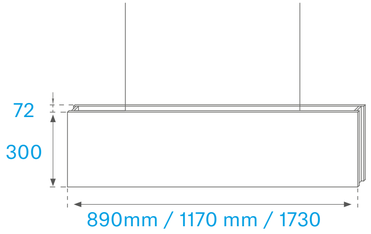

TABLA DE CONFIGURACIÓN CONFIGURATION TABLE TABLE DE CONFIGURATION

Crea el código de la referencia a partir de la información técnica. Create reference code from the technical information. Crée le code de référence à partir des informations techniques.

FAMILIA FAMILY FAMILLE		FORMATO FORMAT		Lm LED/m		ÓPTICA OPTICS OPTIQUE		IRC CRI		K		EQUIPO GEAR ALIMENTATION	
QBF41	Quiet Baffle Fil 45	**084** **112** **168**	890mm 1170mm 1730mm	**MO**	2330lm	**PR**	Comfort	**8**	80	**30** **40**	3000K 4000K	**N** **D**	ON/OFF DALI
QBF41		**084**		**MO**		**PR**		**8**		**30**		**N**	

CURVA FOTOMÉTRICA PHOTOMETRIC CURVE CORUBE PHOTOMÉTRIQUE

PR

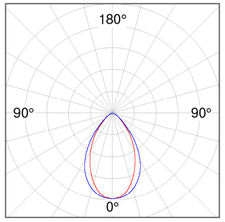

η = 99%
Imax = 788 cd/klm
UTE: 0,99B
CIE: 76 96 100 100 99



TABLA DE FLUJOS Y POTENCIA FLOW AND POWER TABLE TABLEAU DES FLUX ET PUISSANCES

QUIET BAFFLE FIL 45		890mm			1170mm			1730mm		
		CRI	W	LM OUT	CRI	W	LM OUT	CRI	W	LM OUT
PR	3000K	80	15,5	1441	80	20,9	1922	80	30,8	2881
	4000K			1512			2017			3026

QUIET ROUND KOMBIC





DIMENSIONES DIMENSIONS

S Quiet + Kombic 100

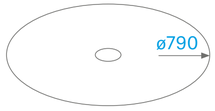

L Quiet + Kombic 150

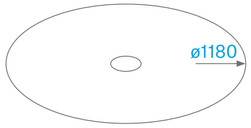

	KOMBIC 100	KOMBIC 150
ø	D95mm	D145mm

TABLA DE CONFIGURACIÓN CONFIGURATION TABLE TABLE DE CONFIGURATION

Crea el código de la referencia a partir de la información técnica. Create reference code from the technical information. Crée le code de référence à partir des informations techniques.

FAMILIA FAMILY FAMILLE		**Lm LED/m**		**ÓPTICA** OPTICS OPTIQUE		**IRC** CRI		**K**		**EQUIPO** GEAR ALIMENTATION	
QRK11	Quiet Round S Kombic 100	**20**	2000lm	**OP**	Opal	**8**	80	**30**	3000K	**N**	ON/OFF
				WF	WFL 50º			**40**	4000K	**D**	DALI
QRK11		**20**		**OP**		**8**		**30**		**N**	

FAMILIA FAMILY FAMILLE		**Lm LED/m**		**ÓPTICA** OPTICS OPTIQUE		**IRC** CRI		**K**		**EQUIPO** GEAR ALIMENTATION	
QRK21	Quiet Round L Kombic 150	**30**	3000lm	**OP**	Opal	**8**	80	**30**	3000K	**N**	ON/OFF
				WF	WFL 50º			**40**	4000K	**D**	DALI
QRK21		**30**		**OP**		**8**		**30**		**N**	

CURVA FOTOMÉTRICA PHOTOMETRIC CURVE CORUBE PHOTOMÉTRIQUE

QUIET ROUND KOMBIC 100

OP

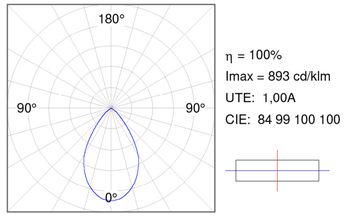

η = 100%
Imax = 893 cd/klm
UTE: 1,00A
CIE: 84 99 100 100 100

WFL

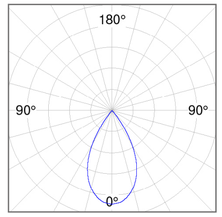

η = 100%
Imax = 1327 cd/klm
UTE:
CIE: 99 100 100 100 100



QUIET ROUND KOMBIC 150

OP

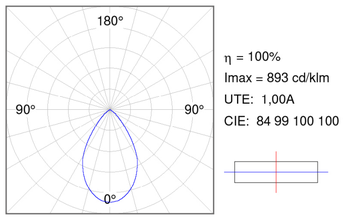

η = 100%
Imax = 893 cd/klm
UTE: 1,00A
CIE: 84 99 100 100 100

WFL

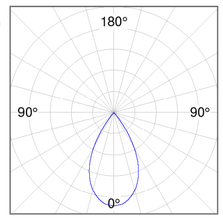

η = 100%
Imax = 1327 cd/klm
UTE:
CIE: 99 100 100 100 100



TABLA DE FLUJOS Y POTENCIA FLOW AND POWER TABLE TABLEAU DES FLUX ET PUISSANCES

QUIET ROUND KOMBIC 100			2000lm		
			CRI	W	LM OUT
OP	BK	3000K	80	13	1460
		4000K			1547
	MA	3000K			1392
		4000K			1474
	WH	3000K			1454
		4000K			1541
WFL	BK	3000K		14	1205
		4000K			1277
	MA	3000K			1268
		4000K			1343
	WH	3000K			1275
		4000K			1351

QUIET ROUND KOMBIC 150			2000lm		
			CRI	W	LM OUT
OP	BK	3000K	80	19	2096
		4000K			2184
	MA	3000K			2010
		4000K			2094
	WH	3000K			2074
		4000K			2161
WFL	BK	3000K		19	1613
		4000K			1680
	MA	3000K			1618
		4000K			1685
	WH	3000K			1677
		4000K			1737

QUIET OCULT



Square



Rectangle

TABLA DE CONFIGURACIÓN CONFIGURATION TABLE TABLE DE CONFIGURATION

Crea el código de la referencia a partir de la información técnica. Create reference code from the technical information. Crée le code de référence à partir des informations techniques.

FAMILIA FAMILY FAMILLE		MÓDULOS MODULES		Lm LED/m		ÓPTICA OPTICS OPTIQUE		IRC CRI		K		EQUIPO GEAR ALIMENTATION	
QSOD1	Quiet Ocult Square	**06** **09**	6 9	**12** **18**	1200lm 1800lm	**MF** **WF**	MFL 24º WFL 48º	**8**	80	**30** **40**	3000K 4000K	**N** **D**	ON/OFF DALI
QSOD1		**06**		**12**		**MF**		**8**		**30**		**N**	

FAMILIA FAMILY FAMILLE		MÓDULOS MODULES		Lm LED/m		ÓPTICA OPTICS OPTIQUE		IRC CRI		K		EQUIPO GEAR ALIMENTATION	
QROD1	Quiet Ocult Rectangle	**26** **29**	2x6 2x9	**24** **36**	2400lm 3600lm	**MF** **WF**	MFL 24º WFL 48º	**8**	80	**30** **40**	3000K 4000K	**N** **D**	ON/OFF DALI
QROD1		**26**		**30**		**MF**		**8**		**30**		**N**	

DIMENSIONES DIMENSIONS

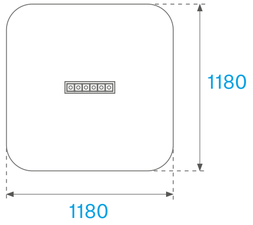

Square

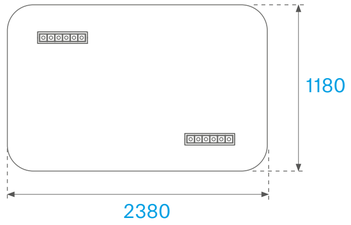

Rectangle



QUIET OCULT

CURVA FOTOMÉTRICA PHOTOMETRIC CURVE CORUBE PHOTOMÉTRIQUE

MFL

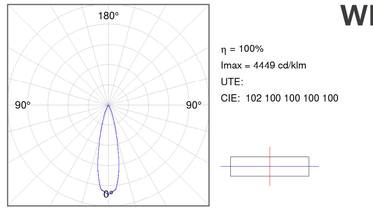

η = 100%
Imax = 4449 cd/klm
UTE:
CIE: 102 100 100 100 100

UGR <10
Para 4H, 8H 70/ 50 /20

WFL

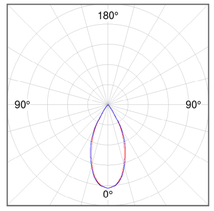

η = 100%
Imax = 1657 cd/klm
UTE:
CIE: 98 100 100 100 100



UGR <19
Para 4H, 8H 70/ 50 /20

	6 Modules	9 Modules
XxY	43x207	43x307



TABLA DE FLUJOS Y POTENCIA FLOW AND POWER TABLE TABLEAU DES FLUX ET PUISSANCES

QUIET OCULT SQUARE		6			9		
		1200lm			1800lm		
		CRI	W	LM OUT	CRI	W	LM OUT
MFL	3000K	80	14	1080	80	20	1620
	4000K						
WFL	3000K			1098			1647
	4000K						

QUIET OCULT SQUARE		6			9		
		1200lm			1800lm		
		CRI	W	LM OUT	CRI	W	LM OUT
MFL	3000K	80	12	2160	80	18	3240
	4000K						
WFL	3000K			2196			3294
	4000K						

ACCESORIOS ACCESSORIES ACCESSOIRES



REFLECTOR (3,6,9,12 MÓDULOS)
REFLECTOR (3,6,9,12 MODULES)
RÉFLECTEUR (3,6,9,12 MODULES)

REF.	COLOR
ODRF3C	
ODRF3M	
ODRF3W	

QUIET HEXAGONAL



TABLA DE CONFIGURACIÓN CONFIGURATION TABLE TABLE DE CONFIGURATION

Crea el código de la referencia a partir de la información técnica. Create reference code from the technical information. Crée le code de référence à partir des informations techniques.

FAMILIA FAMILY FAMILLE		FORMATO FORMAT		Lm LED/m		ÓPTICA OPTICS OPTIQUE		IRC CRI		K		EQUIPO GEAR ALIMENTATION	
QHOD1	Quiet Ocult Hexagonal	**06** **12**	1x6 2x6	**12** **18**	1200lm 1800lm	**MF** **WF**	MFL 24º WFL 48º	**8**	80	**30** **40**	3000K 4000K	**N** **D**	ON/OFF DALI
QHOD1		**06**		**12**		**MF**		**8**		**30**		**N**	

DIMENSIONES DIMENSIONS

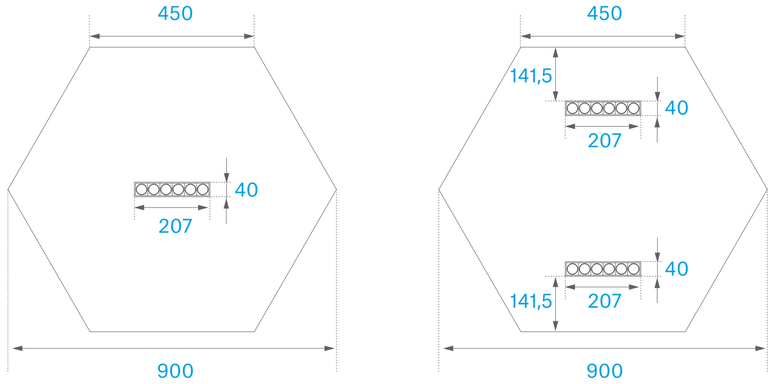

CURVA FOTOMÉTRICA
PHOTOMETRIC CURVE
CORUBE PHOTOMÉTRIQUE

MFL

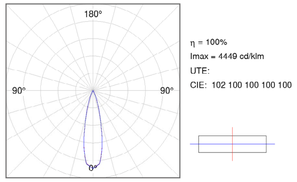

UGR <10
Para 4H, 8H 70/ 50 /20

WFL

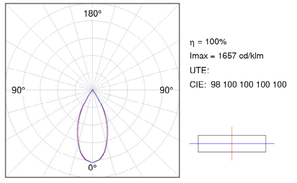

UGR <19
Para 4H, 8H 70/ 50 /20

TABLA DE FLUJOS Y POTENCIA
FLOW AND POWER TABLE
TABLEAU DES FLUX ET PUISSANCES

QUIET OCULT HEXAGONAL		1x6			2x6		
		CRI	W	LM OUT	CRI	W	LM OUT
MFL	3000K	80	14	1080	80	28	2160
	4000K						
WFL	3000K			1098			2196
	4000K						

CE | IP 20 | 960º | 1-10V | PUSH | TRIAC | DALI | LED RETAIL | ↑lm | K | WB | CRI | TW | + INFO

Stormbell 170 *Timeless*



*A **timeless** bell **design***

A timeless design with a clear and rational inspiration. The interaction between lighting and accessories enables us to create different environments and is perfect for Health & Wellness and Contract applications.



+ TECHNICAL INFORMATION







FORM EXPRESSES FUNCTION

- Its design is the result of a combination of pure geometries. Inspired by the timeless design of the Bauhaus school of design (the benchmark).
- Its shape is a reflection of the heat dissipation necessary for proper thermal management of the LED unit.

CONFIGURABLE

- A configurable system that allows you to choose the most suitable combination for any type of space. With 144 different combinations.
- Also available in **DECO version**: with diffused light effect at the junction between the core and the reflector. The reflectors/diffusers are made of polycarbonate specially designed for LEDs and are available in three finishes: white, black and opal.



MODELOS MODELS MODÈLES	**Stormbell 170**	**Stormbell 170 Deco**
LM LED	3000lm / 5000lm / 8000lm	3000lm / 5000lm / 8000lm
IRC CRI	80	80
ÓPTICA OPTICS OPTIQUES	WFL 39º VWFL 57º	WFL 39º VWFL 57º
TEMPERATURA DE COLOR COLOR TEMPERATURE TEMPÉRATURE DE COULEUR	3000K 4000K	3000K 4000K
EQUIPO GEAR ALIMENTATION	ON/OFF	ON/OFF
POTENCIA POWER POUVOIR	26,3-68W	26,3-68W
ACABADOS FINISHES FINITIONS	White 04	Black 04 White 04

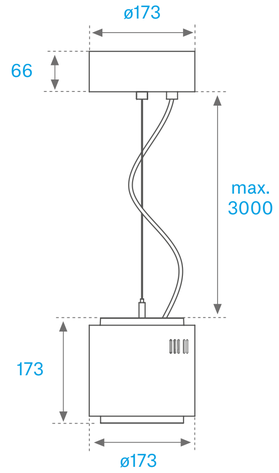

+ TECHNICAL INFORMATION

Stormbell 170

/TECHNICAL *information*

+ FAMILY PRESENTATION

STORMBELL 170



Stormbell 170



Stormbell 170 Deco

TABLA DE CONFIGURACIÓN CONFIGURATION TABLE TABLE DE CONFIGURATION

Crea el código de la referencia a partir de la información técnica. Create reference code from the technical information. Crée le code de référence à partir des informations techniques.

FAMILIA FAMILY FAMILLE		**FORMATO** FORMAT		**Lm LED/m**		**ÓPTICA** OPTICS OPTIQUE		**IRC** CRI		**K**		**EQUIPO** GEAR ALIMENTATION		**ACABADOS INT.** FINISHES FINITIONS		**ACABADOS EXT.** FINISHES FINITIONS	
ST1	Stormbell	**170**	173mm	**30** **50** **80**	3000lm 5000lm 8000lm	**FL** **WF**	FL 39º WFL 57º	**8**	80	**30** **40**	3000K 4000K	**N**	ON/OFF	**B** **O**	Black 04 Opal	**W** **B**	White 02 Black 04
ST1		**170**		**30**		**FL**		**8**		**30**		**N**		**B**		**W**	

Reflector obligatorio para utilizar accesorios.
Reflector mandatory to use accessories.
Réflecteur obligatoire pour utiliser les accessoires.

DIMENSIONES DIMENSIONS

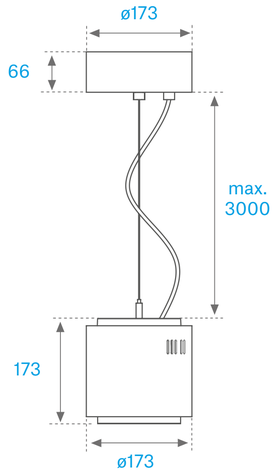

CE IP20 AI 960º 1-10V PUSH TRIAC DALI LED RETAIL lm K WB CRI TW INFO

STORMBELL 170

CURVA FOTOMÉTRICA PHOTOMETRIC CURVE CORUBE PHOTOMÉTRIQUE

FL

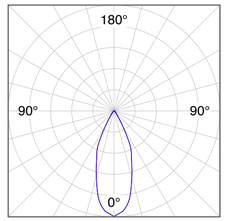

η = 100%
Imax = 1994 cd/klm
UTE: 1,00A + 0,00T
CIE: 95 99 100 100 100



WFL

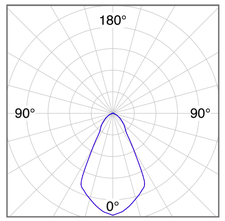

η = 100%
Imax = 944 cd/klm
UTE: 1,00B + 0,00T
CIE: 78 95 100 100 100



DECO FL

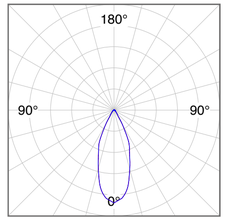

η = 100%
Imax = 1754 cd/klm
UTE: 0,98A + 0,03T
CIE: 89 96 99 97 100



DECO WFL

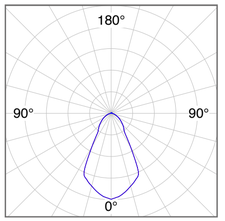

η = 100%
Imax = 796 cd/klm
UTE: 0,98B + 0,03T
CIE: 71 90 99 97 100



TABLA DE FLUJOS Y POTENCIA FLOW AND POWER TABLE TABLEAU DES FLUX ET PUISSANCES

STORMBELL 170		3000lm			5000lm			8000mm		
		CRI	W	LM OUT	CRI	W	LM OUT	CRI	W	LM OUT
FL	3000K	80	26,3	2402	80	47,4	3690	80	68	4884
	4000K			2468			3793			5000
WFL	3000K			2492			3795			5147
	4000K			2561			3900			5271

STORMBELL 170 DECO		3000lm			5000lm			8000mm		
		CRI	W	LM OUT	CRI	W	LM OUT	CRI	W	LM OUT
FL	3000K	80	26,3	2648	80	47,4	4152	80	68	5517
	4000K			2722			4267			5649
WFL	3000K			2985			4707			6371
	4000K			3068			4837			6524

ACCESORIOS ACCESSORIES ACCESSOIRES

REFLECTORS



REFLECTOR BLANCO
WHITE REFLECTOR
RÉFLECTEUR BLANC

REF.	hmm	ø4mm	PICT.
STBE420W 	173	420	850° PC



REFLECTOR NEGRO
BLACK REFLECTOR
RÉFLECTEUR NOIR

REF.	hmm	ø4mm	PICT.
STBE420B 	173	420	850° PC



REFLECTOR GLASEADO
GLAZE REFLECTOR
RÉFLECTEUR DE GLAÇURE

REF.	hmm	ø4mm	PICT.
STBE4200P 	173	420	850° PC



REJILLA ANTIDESLUMBRANTE TIPO PANAL DE ABEJA
HONEYCOMB TYPE ANTI-GLARE GRID
GRILLE ANTI-REFLET TYPE NID D'ABEILLE

REF.	ømm
STHO102B	102



CIERRE DE CRISTAL TRANSPARENTE
CLEAR GLASS CLOSURE
FERMETURE EN VERRE TRANSPARENT

REF.	ømm
ST102TR	102



CIERRE DE CRISTAL OPAL
OPAL GLASS CLOSURE
FERMETURE EN VERRE OPALE

REF.	ømm
ST102OP	102

Stormbell 80 *Feel*



*Making the office a **home away from home***

Continuing the rationalist inspiration of its predecessor, Stormbell 80 meets technical requirements, providing quality lighting, comfort and glare control, while adopting a friendly language for new and evolving spaces.

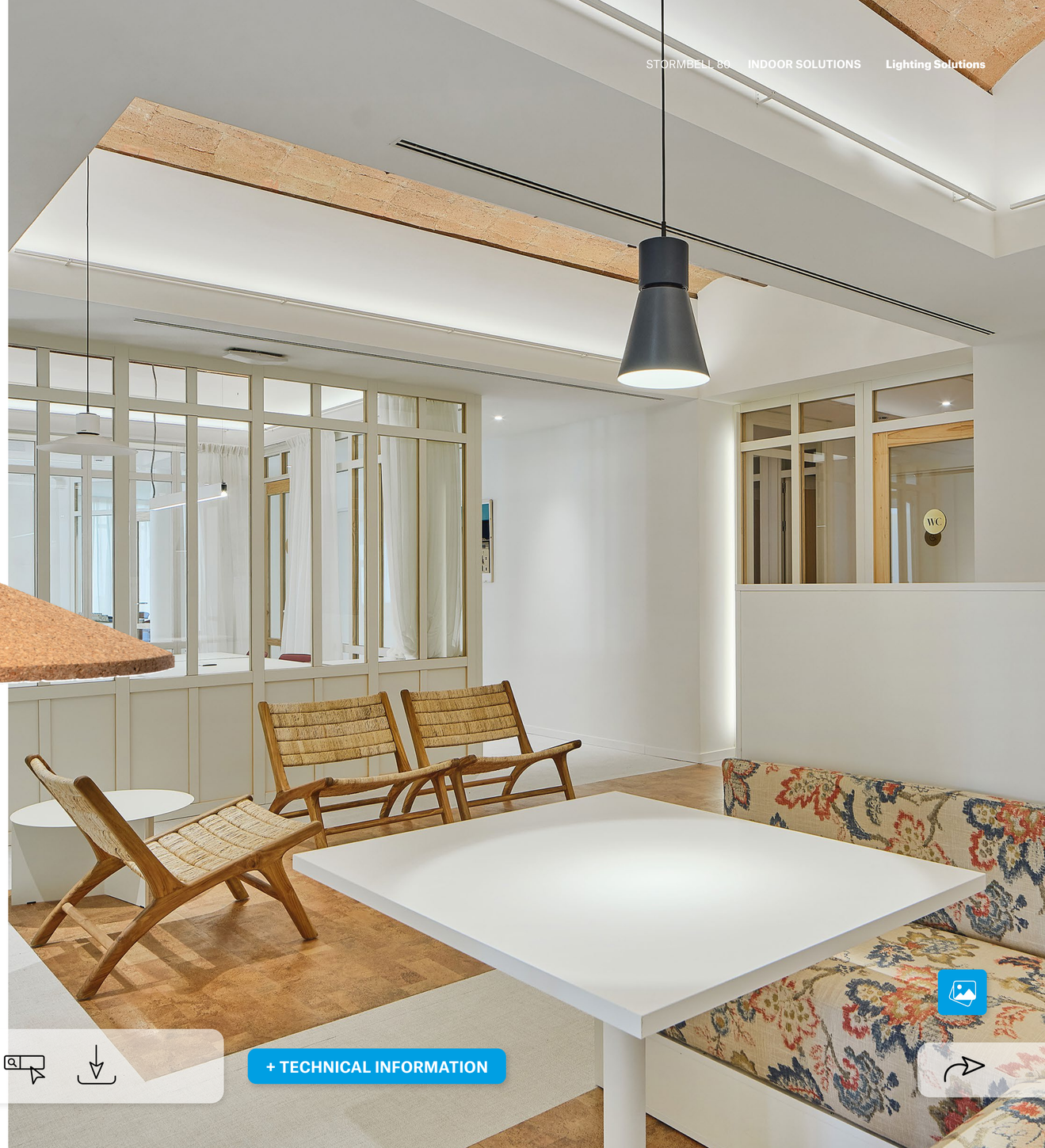

+ TECHNICAL INFORMATION



FLEXIBLE AND CONFIGURABLE

- Through miniaturisation and a selection of four canopy models in various shapes, sizes and materials, this solution creates diverse lighting effects and a sense of proximity to light.
- Multiple installation options: suspended with recessed or surface-mounted trim, or rail-mounted for integration into the Nomadic system.
- 144 distinct combinations to choose the optimal solution for each space.

SUSTAINABILITY

- Designed with a circular economy approach that encourages the recovery and reuse of luminaires. Incorporates recycled materials, including recycled PET felt (from bottles) and recycled cork (from bottle stoppers).

+ TECHNICAL INFORMATION

MOTOR UNIFÍCO



REFLECTOR ACCESSORIES



MATERIALITY PALETTE

RECYCLED MATERIALS

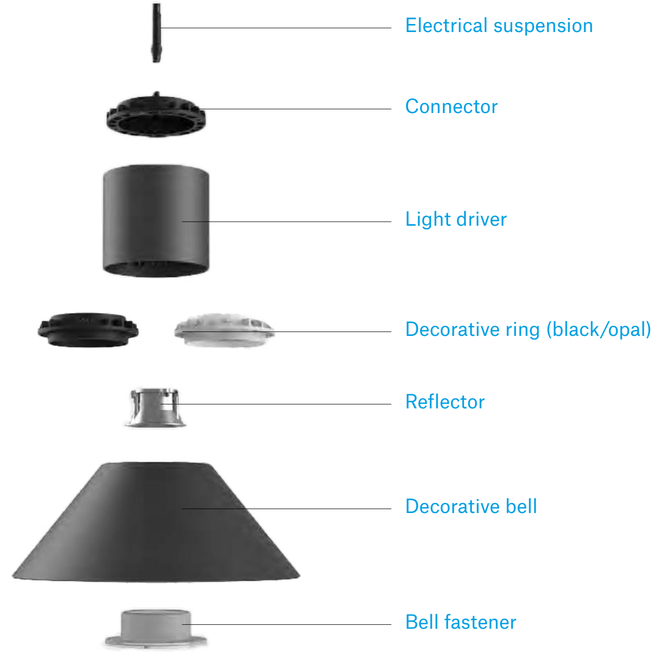

+ TECHNICAL INFORMATION



MODELOS MODELS MODÈLES	**Stormbell 80**
INSTALACIÓN INSTALLATION	Suspended Recessed · Suspended Surface · Suspended Track (NS)
LM LED	**Low Output (LO)** 1500lm
IRC CRI	90
ÓPTICA OPTICS OPTIQUES	SP 15º · MFL 23º · WFL 57º
TEMPERATURA DE COLOR COLOR TEMPERATURE TEMPÉRATURE DE COULEUR	2700K 3000K (+Wellbeing) 4000K (+Wellbeing) Tunable White (TW)
EQUIPO GEAR ALIMENTATION	ON/OFF DALI
POTENCIA POWER POUVOIR	14W
ACABADOS ARO RING FINISHES FINITIONS DE L'ANNEAU	Black Opal
ACABADOS LUMINARIA LUMINAIRE FINISHES FINITION DES LUMINAIRES	Black White Materiality

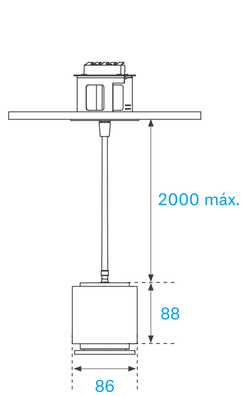

RECESSED

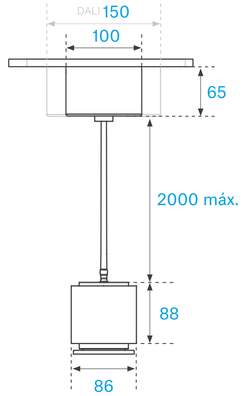

SURFACE

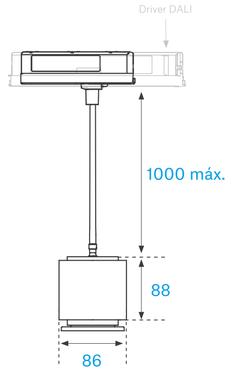

TRACK

+ TECHNICAL INFORMATION

Stormbell 80

/TECHNICAL *information*

+ FAMILY PRESENTATION

STORMBELL 80



Suspended Recessed



Suspended Surface



Suspended Track

DIMENSIONES DIMENSIONS

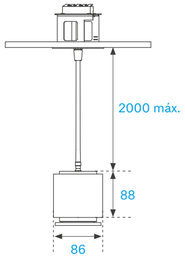

RECESSED

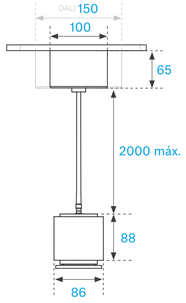

SURFACE

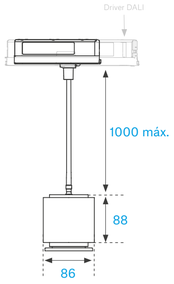

TRACK

TABLA DE CONFIGURACIÓN CONFIGURATION TABLE TABLE DE CONFIGURATION

Crea el código de la referencia a partir de la información técnica. Create reference code from the technical information. Crée le code de référence à partir des informations techniques.

FAMILIA FAMILY FAMILLE		**INSTALACIÓN** INSTALLATION		**Lm LED/m**		**ÓPTICA** OPTICS OPTIQUE		**IRC** CRI		**K**		**EQUIPO** GEAR ALIMENTATION		**ACABADOS INT.** FINISHES FINITIONS		**ACABADOS EXT.** FINISHES FINITIONS	
ST18	Stormbell 80	**SE** **SS** **ST**	Susp. Recessed Susp. Surface Susp. Track	**LO**	1500lm	**SP** **MF** **WF**	SP 15º MFL 23º WFL 57º	**9**	90	**27** **30** **40** **TW**	2700K 3000K 4000K Tunable white	**N** **D** **D**	ON/OFF DALI DALI	**B** **OP**	Black 04 Opal	**W** **B** **1**	White 02 Black 04 Materiality
ST18		**SE**		**30**		**SP**		**9**		**30**		**N**		**B**		**W**	

FAMILIA FAMILY FAMILLE		**INSTALACIÓN** INSTALLATION		**Lm LED/m**		**ÓPTICA** OPTICS OPTIQUE		**K**		**EQUIPO** GEAR ALIMENTATION		**ACABADOS INT.** FINISHES FINITIONS		**ACABADOS EXT.** FINISHES FINITIONS	
ST18	Stormbell 80	**SE** **SS** **ST**	Susp. Recessed Susp. Surface Susp. Track	**LO**	1500lm	**SP** **MF** **WF**	SP 15º MFL 23º WFL 57º	**WB3** **WB4**	Wellbeing 3000K Wellbeing 4000K	**N** **D**	ON/OFF DALI	**B** **OP**	Black 04 Opal	**W** **B** **1**	White 02 Black 04 Materiality
ST18		**SE**		**30**		**SP**		**30**		**N**		**B**		**W**	

Reflector obligatorio para utilizar accesorios.
Reflector mandatory to use accessories.
Réflecteur obligatoire pour utiliser les accessoires.

STORMBELL 80

CURVA FOTOMÉTRICA PHOTOMETRIC CURVE CORUBE PHOTOMÉTRIQUE

SP

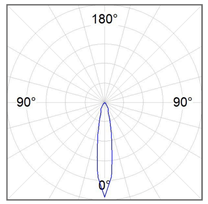

η = 100%
Imax = 4845 cd/klm
UTE:
CIE: 101 100 100 100 100

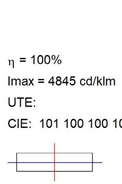

MFL

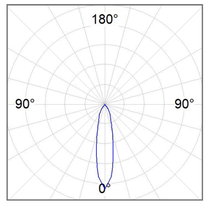

η = 100%
Imax = 3404 cd/klm
UTE:
CIE: 100 100 100 100 100

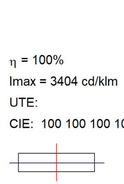

WFL

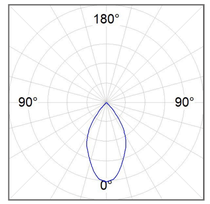

η = 100%
Imax = 1216 cd/klm
UTE: 1,00A
CIE: 96 100 100 100 100

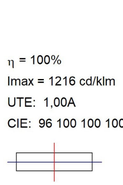

TABLA DE FLUJOS Y POTENCIA FLOW AND POWER TABLE TABLEAU DES FLUX ET PUISSANCES

STORMBELL 80		SU RE			SU SF			SUT		
		CRI	W	LM OUT	CRI	W	LM OUT	CRI	W	LM OUT
SP	2700K	90	14,4	1286		14,4	1286		14,4	1286
	3000K			1342			1342			1342
	4000K			1426			1426			1426
	WB3	98		1060			1060			1060
	WB4			1130			1130			1130
MFL	2700K	90		1312			1312			1312
	3000K			1369			1369			1369
	4000K			1460			1460			1460
	WB3	98		1085			1085			1085
	WB4			1156			1156			1156
WFL	2700K	90		1326			1326			1326
	3000K			1384			1384			1384
	4000K			1474			1474			1474
	WB3	98		1097			1097			1097
	WB4			1160			1160			1160

ACCESORIOS ACCESSORIES ACCESSOIRES

REFLECTORS



REFLECTOR 80 X 50
REFLECTOR 80 X 50
RÉFLECTEUR 80 X 50

REF.	COLOR
S8BE86W	○
S8BE86B	●
S8BE86B1	○ ● ● ● ●

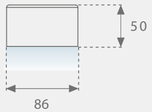



EFLECTOR 227 X 89
REFLECTOR 227 X 89
RÉFLECTEUR 227 X 89

REF.	COLOR
S8BE227W	○
S8BE227B	●
S8BE227B1	○ ● ● ● ●

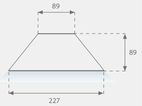



EFLECTOR 161 X 150
REFLECTOR 161 X 150
RÉFLECTEUR 161 X 150

REF.	COLOR
S8BE161W	○
S8BE161B	●
S8BE161B1	○ ● ● ● ●

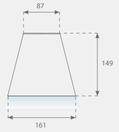



EFLECTOR 363 X 60
REFLECTOR 363 X 60
RÉFLECTEUR 363 X 60

REF.	COLOR
S8BE363W	○
S8BE363B	●
S8BE363B1	○ ● ● ● ●
S8BE363PT	●
S8BE363CK	●



PALETTE MATERIALITY

Track

/TECHNICAL *information*

TRACK 48V



TABLA DE CONFIGURACIÓN CONFIGURATION TABLE TABLE DE CONFIGURATION

Crea el código de la referencia a partir de la información técnica. Create reference code from the technical information. Crée le code de référence à partir des informations techniques.

FAMILIA FAMILY FAMILLE		INSTALACIÓN INSTALLATION		TIPO TYPE		LONGITUDES LENGHTS LONGUEURS		EQUIPO GEAR ALIMENTATION		ACABADOS FINISHES FINITIONS	
TL	Track 48V	**SU**	Surface	**PR**	Profile	**1000** **2000**	1000mm 2000mm	**DN**	ON-OFF/DALI	**W** **B**	White 06 Black 01
TL		**SU**		**PR**		**1000**		**DN**		**B**	

DIMENSIONES DIMENSIONS

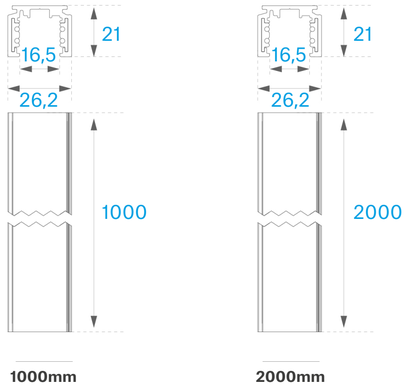

ACCESORIOS ACCESSORIES ACCESSOIRES

DRIVER



Equipo de alimentación a carril 48V siempre ON/OFF, compatible con luminarias DALI de control individual.
48V rail-mounted power supply unit, always ON/OFF, compatible with individually controlled DALI luminaires.
Bloc d'alimentation 48V monté sur rail, toujours ON/OFF, compatible avec les luminaires DALI à commande individuelle.

FAMILIA FAMILY FAMILLE		TIPO TYPE		IP		W		VOLTAJE VOLTAGE		EQUIPO GEAR ALIMENTATION	
TL	Track 48V	**DRV**	Driver	**20**	IP20	**70** **100** **150**	70W 100W 150W	**48**	48V	**N**	ON-OFF
TL		**DRV**		**20**		**70**		**48**		**N**	

Se recomienda no sobrepasar el 85% de la capacidad del driver.
It is recommended not to exceed 85% of the driver capacity.
Il est recommandé de ne pas dépasser 85 % de la capacité du conducteur.

TRACK 48V

ACCESORIOS ACCESSORIES ACCESSOIRES **TABLA DE CONFIGURACIÓN** CONFIGURATION TABLE TABLE DE CONFIGURATION

Crea el código de la referencia a partir de la información técnica. Create reference code from the technical information. Crée le code de référence à partir des informations techniques.

FAMILIA FAMILY FAMILLE		**INSTALACIÓN** INSTALLATION		**TIPO** TYPE					**LONGITUDES** LENGHTS LONGUEURS		**EQUIPO** GEAR ALIMENTATION		**ACABADOS EXT.** FINISHES FINITIONS	
TL	Track 48V	**SU**	Surface	**A**	Alimentation				**Ver ficha técnica en web para visualizar mejor.** See technical data sheet on the web for a better view. Voir la fiche technique sur le web pour une meilleure vue d'ensemble.		**DN**	ON-OFF/DALI	**W**	White 06
				EC	End Cover				**Ver ficha técnica en web para visualizar mejor.** See technical data sheet on the web for a better view. Voir la fiche technique sur le web pour une meilleure vue d'ensemble.				**B**	Black 0
				ECC	End Cover Table				**Ver ficha técnica en web para visualizar mejor.** See technical data sheet on the web for a better view. Voir la fiche technique sur le web pour une meilleure vue d'ensemble.					
				UI	Union				**Ver ficha técnica en web para visualizar mejor.** See technical data sheet on the web for a better view. Voir la fiche technique sur le web pour une meilleure vue d'ensemble.					
				UL	Connector "L"				**Ver ficha técnica en web para visualizar mejor.** See technical data sheet on the web for a better view. Voir la fiche technique sur le web pour une meilleure vue d'ensemble.					
				UXJ	Connector "X"				**Ver ficha técnica en web para visualizar mejor.** See technical data sheet on the web for a better view. Voir la fiche technique sur le web pour une meilleure vue d'ensemble.					
				MJ	Mechanical connection				**Ver ficha técnica en web para visualizar mejor.** See technical data sheet on the web for a better view. Voir la fiche technique sur le web pour une meilleure vue d'ensemble.					
				WI	Suspension Wire				**Ver ficha técnica en web para visualizar mejor.** See technical data sheet on the web for a better view. Voir la fiche technique sur le web pour une meilleure vue d'ensemble.	**1500**				
										3000	1500mm 3000mm			
TL		**SU**		**A**						**1500**	**DN**		**W**	

TRACK 230V



DIMENSIONES DIMENSIONS

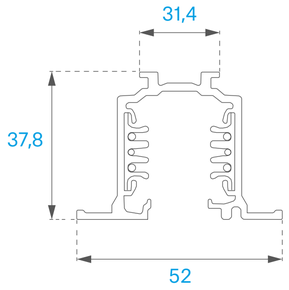

Recessed

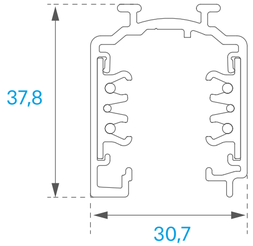

Surface

TABLA DE CONFIGURACIÓN CONFIGURATION TABLE TABLE DE CONFIGURATION

Crea el código de la referencia a partir de la información técnica. Create reference code from the technical information. Crée le code de référence à partir des informations techniques.

FAMILIA FAMILY FAMILLE		**INSTALACIÓN** INSTALLATION		**TIPO** TYPE		**LONGITUDES** LENGHTS LONGUEURS		**EQUIPO** GEAR ALIMENTATION		**ACABADOS** FINISHES FINITIONS	
TK	Track 230V	**RE**	Recessed	**PR**	Profile	**1000**	1000mm	**DN**	ON-OFF/DALI	**W**	White
		SU	Suspended			**2000**	2000mm			**W**	White 06
						3000	3000mm			**B**	Black 01
										G	Grey
TK		**SU**		**PR**		**1000**		**DN**		**W**	

TRACK 230V

ACCESORIOS ACCESSORIES ACCESSOIRES **TABLA DE CONFIGURACIÓN** CONFIGURATION TABLE TABLE DE CONFIGURATION

Crea el código de la referencia a partir de la información técnica. Create reference code from the technical information. Crée le code de référence à partir des informations techniques.

FAMILIA FAMILY FAMILLE		**TIPO** TYPE			**DEFINICIÓN** DEFINITION DÉFINITION		**EQUIPO** GEAR ALIMENTATION		**ACABADOS EXT.** FINISHES FINITIONS	
TKA	Track 230V	**AR** **AL**	Mains Supply Right Mains Supply Left	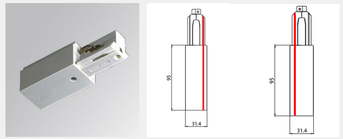 **Ver ficha técnica en web para visualizar mejor.** See technical data sheet on the web for a better view. Voir la fiche technique sur le web pour une meilleure vue d'ensemble.			**DN**	ON-OFF/DALI	**W** **B** **G**	White Black Grey
		AI	Intermediate Main Supply	 **Ver ficha técnica en web para visualizar mejor.** See technical data sheet on the web for a better view. Voir la fiche technique sur le web pour une meilleure vue d'ensemble.						
		TR **TL**	T Juntion Right T Juntion Left	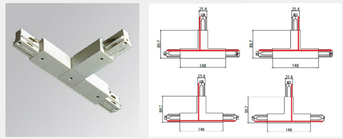 **Ver ficha técnica en web para visualizar mejor.** See technical data sheet on the web for a better view. Voir la fiche technique sur le web pour une meilleure vue d'ensemble.	**O** **I**	Outside Inner				
		LI **LO**	Inner Corner Outside Corner	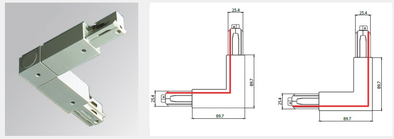 **Ver ficha técnica en web para visualizar mejor.** See technical data sheet on the web for a better view. Voir la fiche technique sur le web pour une meilleure vue d'ensemble.						
		XJ **JU** **JF**	X Joint Juntion Flexible Juntion	 **Ver ficha técnica en web para visualizar mejor.** See technical data sheet on the web for a better view. Voir la fiche technique sur le web pour une meilleure vue d'ensemble.						
TKA		**TR**			**O**		**DN**		**W**	

TRACK 230V

ACCESORIOS ACCESSORIES ACCESSOIRES **TABLA DE CONFIGURACIÓN** CONFIGURATION TABLE TABLE DE CONFIGURATION

Crea el código de la referencia a partir de la información técnica. Create reference code from the technical information. Crée le code de référence à partir des informations techniques.

FAMILIA FAMILY FAMILLE		TIPO TYPE			DEFINICIÓN DEFINITION DÉFINITION		ACABADOS EXT. FINISHES FINITIONS	
TKA	Track 230V	**EC** **CX**	End Cover X Cover	 **Ver ficha técnica en web para visualizar mejor.** See technical data sheet on the web for a better view. Voir la fiche technique sur le web pour une meilleure vue d'ensemble.			**W** **B** **G**	White Black Grey
		CO	Decorative Corner (Recessed)	 **Ver ficha técnica en web para visualizar mejor.** See technical data sheet on the web for a better view. Voir la fiche technique sur le web pour une meilleure vue d'ensemble.				
		SUSSU **SRSU**	Suspension Suppot Surface Support	  **Ver ficha técnica en web para visualizar mejor.** See technical data sheet on the web for a better view. Voir la fiche technique sur le web pour une meilleure vue d'ensemble.				
		WI	Suspension Wire	 **Ver ficha técnica en web para visualizar mejor.** See technical data sheet on the web for a better view. Voir la fiche technique sur le web pour une meilleure vue d'ensemble.	**3000**	3000mm		
		RG	Rigid	 **Ver ficha técnica en web para visualizar mejor.** See technical data sheet on the web for a better view. Voir la fiche technique sur le web pour une meilleure vue d'ensemble.	**1000**	1000mm	**W**	White
TKA		**RG**			**1000**		**W**	

TRANSPORT SOLUTIONS

STGO
BCN
& TLSE

Specially designed for installation in pedestrianised areas such as public transport stations.

Made from extruded aluminium, they are robust yet flexible structures, with the possibility of integrating emergency systems, loudspeakers and low voltage electrical conduits, separated by different channels inside the luminaire.

As with the luminaires developed for the metro systems in Santiago de Chile, Barcelona and Toulouse, similar luminaires can be customised to meet the needs of the project.



+ TECHNICAL INFORMATION

Transport

/TECHNICAL *information*

+ FAMILY PRESENTATION

STGO



DIMENSIONES DIMENSIONS

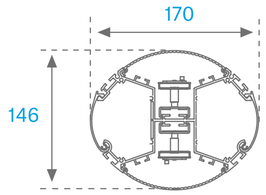

TABLA DE CONFIGURACIÓN CONFIGURATION TABLE TABLE DE CONFIGURATION

Crea el código de la referencia a partir de la información técnica. Create reference code from the technical information. Crée le code de référence à partir des informations techniques.

FAMILIA FAMILY FAMILLE		**FORMATO** FORMAT		**Lm LED/m**		**IP**		**ÓPTICA** OPTICS OPTIQUE		**IRC** CRI		**K**		**EQUIPO** GEAR ALIMENTATION		**ACABADOS** FINISHES FINITIONS	
ST1	STGO	**SU**	Suspended	**MO**	Medium output	**42**	IP42	**OP**	Opal	**8**	80	**40**	4000K	**N**	ON/OFF	**G**	Grey 01
ST1		**SU**		**MO**		**42**		**OP**		**8**		**40**		**N**		**G**	

CURVA FOTOMÉTRICA PHOTOMETRIC CURVE CORUBE PHOTOMÉTRIQUE

OP

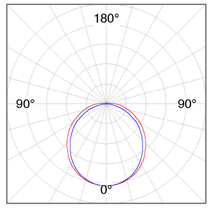

η = 100%
Imax = 330 cd/klm
UTE: 0,97E + 0,04T
CIE: 46 76 94 96 100



ACCESORIOS ACCESSORIES ACCESSOIRES



JUEGO DE 2 FIJACIONES PARA UNIÓN (2 UNIDADES POR REFERENCIA)
SET OF 2 FIXINGS FOR JOINING (2 UNITS PER REFERENCE)
LOT DE 2 FIXATIONS POUR JONCTION (2 UNITÉS PAR RÉFÉRENCE)

REF.
F7JO

CE · IP 42 · CLASE I · AI · 960° · LED 4000 K · DALI · Bluetooth · ↑lm · K · WB · CRI · TW · L · INFO

TLSE & BCN



TLSE



BCN

TABLA DE CONFIGURACIÓN CONFIGURATION TABLE TABLE DE CONFIGURATION

Crea el código de la referencia a partir de la información técnica. Create reference code from the technical information. Crée le code de référence à partir des informations techniques.

FAMILIA FAMILY FAMILLE		FORMATO FORMAT		LAMPS		W		IP		EQUIPO GEAR ALIMENTATION		ACABADOS FINISHES FINITIONS	
TL1	TLSE	**SF**	Surface	**1**	Unit	**36**	36W	**20**	IP20	**N**	ON/OFF	**W**	White
TL1		**SF**		**1**		**36**		**20**		**N**		**W**	

FAMILIA FAMILY FAMILLE		FORMATO FORMAT		LAMPS		W		IP		EQUIPO GEAR ALIMENTATION		ACABADOS FINISHES FINITIONS	
BC1	TLSE	**SU**	Suspended	**1**	Unit	**36**	36W	**20**	IP20	**N**	ON/OFF	**W**	White
BC1		**SU**		**1**		**36**		**20**		**N**		**W**	

DIMENSIONES DIMENSIONS

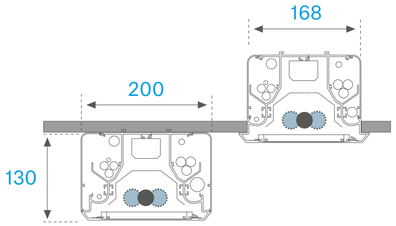

TLSE

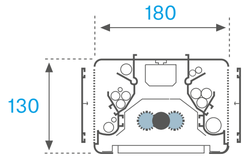

BCN

CURVA FOTOMÉTRICA
PHOTOMETRIC CURVE
CORUBE PHOTOMÉTRIQUE

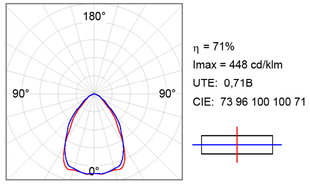

TABLA DE FLUJOS Y POTENCIA
FLOW AND POWER TABLE
TABLEAU DES FLUX ET PUISSANCES

	650lm		
BCN	**CRI**	**W**	**LM OUT**
	80	6	610

ACCESORIOS ACCESSORIES ACCESSOIRES



JUEGO DE 2 FIJACIONES PARA UNIÓN
SET OF 2 FIXINGS FOR JOINING
LOT DE 2 FIXATIONS POUR JONCTION

REF.

F5JO

IP 42 · CLASE I · AI · 960º · LED 4000 K · + INFO

General Acc. Indoor

/TECHNICAL *information*

ACCESORIOS ACCESSORIES ACCESSOIRES

SUSPENSIONS: FIL 50, FIL 70, FIL 120, Lamptub (1unit/ref.)



FIJACION DIRECTA DECORATIVA PARA CONEXIÓN ELÉCTRICA
DIRECT DECORATIVE FIXING FOR ELECTRICAL CONNECTION
FIXATION DÉCORATIVE DIRECTE POUR RACCORDEMENT ÉLECTRIQUE

REF.	COLOR
SUCAEMDEW	○
SUCAEMDEG	●



ACCESORIO PARA UNIR 2 SUSPENSIONES RÍGIDAS
ACCESSORY FOR JOINING 2 RIGID SUSPENSIONS
ACCESSOIRE POUR JOINDRE 2 SUSPENSIONS RIGIDES

REF.	COLOR
SURGJO41W	○



FIJACIÓN DIRECTA
IDIRECT FIXING
FIXATION DIRECTE

REF.	COLOR
SFRG41W	○
SFRG41G	●

SUSPENSIONS: FIL 35, FIL 45



CABLE DE ACERO REGULABLE
ADJUSTABLE STEEL CABLE
CÂBLE EN ACIER RÉGLABLE

REF.	COLOR	h(mm)
F42SUWIDE1500G	●	1500
F42SUWIDE3000G	●	3000

Quick anchorage



CABLE DE ACERO REGULABLE PARA CONEXIÓN ELECTROMECÁNICA (3 o 5ø1,5)
ADJUSTABLE STEEL CABLE FOR ELECTROMECNIC CONNECTION (3 O 5Ø1.5)
CABLE DE ACERO REGULABLE PARA CONEXIÓN ELECTROMECÁNICA (3 OU 5Ø1,5)

REF.	COLOR	h(mm)
F42SUCAEMF1500NB	●	1500
F42SUCAEMF1500NW	○	
F42SUCAEMF3000NB	●	3000
F42SUCAEMF3000NW	○	
DALI		
F42SUCAEMF1500DB	●	1500
F42SUCAEMF1500DW	○	
F42SUCAEMF3000DB	●	3000
F42SUCAEMF3000DW	○	

SUSPENSIONS: Fil 35, Fil 45, Fil 50, Fil 70, Fil 120, Lamptub, Ocult System (1unit/ref.)



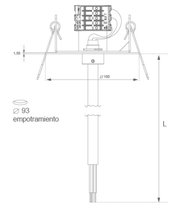

FLORON RECESSED BASIC
RECESSED BASIC CEILING ROSE
FLEURON RECESSED BASIC

REF.	H(mm)	COLOR
SUCAREBA1500NB	1500	●
SUCAREBA1500NW	1500	○
SUCAREBA3000NB	3000	●
SUCAREBA3000NW	3000	○
DALI		
SUCAREBA1500DB	1500	●
SUCAREBA1500DW	1500	○
SUCAREBA3000DB	3000	●
SUCAREBA3000DW	3000	○



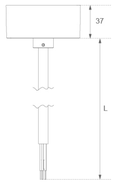

FLORON SURFACE BASIC
SURFACE BASIC CEILING ROSE
FLEURON SURFACE BASIC

REF.	H(mm)	COLOR
SUCASFBA1500NB	1500	●
SUCASFBA1500NW	1500	○
SUCASFBA3000NB	3000	●
SUCASFBA3000NW	3000	○
DALI		
SUCASFBA1500DB	1500	●
SUCASFBA1500DW	1500	○
SUCASFBA3000DB	3000	●
SUCASFBA3000DW	3000	○



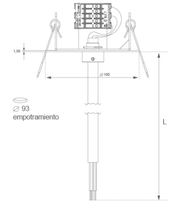

FLORON RECESSED DECO
RECESSED DECO CEILING ROSE
FLEURON RECESSED DECO

REF.	H(mm)	COLOR
SUCAREBA1500NB	1500	●
SUCAREBA1500NW	1500	○
SUCAREBA3000NB	3000	●
SUCAREBA3000NW	3000	○
DALI		
SUCAREBA1500DB	1500	●
SUCAREBA1500DW	1500	○
SUCAREBA3000DB	3000	●
SUCAREBA3000DW	3000	○



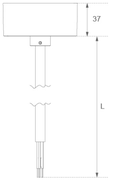

FLORON SURFACE DECO
SURFACE DECO CEILING ROSE
FLEURON SURFACE DECO

REF.	H(mm)	COLOR
SUCASFDE1500NB	1500	●
SUCASFDE1500NW	1500	○
SUCASFDE3000NB	3000	●
SUCASFDE3000NW	3000	○
DALI		
SUCASFDE1500DB	1500	●
SUCASFDE1500DW	1500	○
SUCASFDE3000DB	3000	●
SUCASFDE3000DW	3000	○

ACCESORIOS ACCESSORIES ACCESSOIRES

SUSPENSIONS: FIL 50, FIL 70, FIL 120



CABLE DE ACERO REGULABLE
ADJUSTABLE STEEL CABLE
CÂBLE EN ACIER RÉGLABLE

REF.	COLOR	h(mm)
F52SUWIDE1500G	●	1500
F52SUWIDE3000G	●	3000

ANCLAJE DESDE EL EXTREMO
QUICK ANCHORAGE
ANCRAGE PAR L'EXTRÉMITÉ



CABLE DE ACERO REGULABLE PARA CONEXIÓN ELECTROMECÁNICA (3 o 5ø1,5)
ADJUSTABLE STEEL CABLE FOR ELECTROMECNIC CONNECTION (3 O 5Ø1.5)
CABLE DE ACERO REGULABLE PARA CONEXIÓN ELECTROMECÁNICA (3 OU 5Ø1,5)

REF.	COLOR	h(mm)
F52SUCAEMF1500NB	●	1500
F52SUCAEMF1500NW	○	
F52SUCAEMF3000NB	●	3000
F52SUCAEMF3000NW	○	
DALI		
F52SUCAEMF1500DB	●	1500
F52SUCAEMF1500DW	○	
F52SUCAEMF3000DB	●	3000
F52SUCAEMF3000DW	○	

ANCLAJE DESDE EL EXTREMO
QUICK ANCHORAGE
ANCRAGE PAR L'EXTRÉMITÉ

SUSPENSIONS: Fil 120, BCN, STGO (1unit/ref.)



SUSPENSIÓN ELECTROMECÁNICA DE DOS CABLES
TWO-CABLE ELECTROMECHANICAL SUSPENSION
SUSPENSION ÉLECTROMÉCANIQUE À DEUX CÂBLES

REF.	COLOR	h(mm)
SUEM2W3000NW	○	1500
SUEM2W3000NG	●	3000

WALL: Fil 50, Fil 70, Fil 120, Lamptub (1unit/ref.)



UNIÓN SOPORTE CORTO PARED 2 UNIT/REF.
SHORT WALL SUPPORT UNION 2 UNIT/REF.
UNION DE SUPPORT MURAL COURT 2 UNITÉS/RÉF.

REF.	COLOR
F5FX75W	○
F5FX75G	●

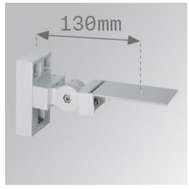

SOPORTE PARED ORIENTABLE 2 UNIT/REF.
ADJUSTABLE WALL SUPPORT 2 UNIT/REF.
SUPPORT MURAL RÉGLABLE 2 UNITÉS/RÉF.

REF.	COLOR
ARRO13W	○

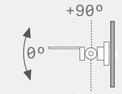



SOPORTE PARED ORIENTABLE Y EXTENSIBLE 2 UNIT/REF.
ADJUSTABLE AND EXTENDABLE WALL SUPPORT 2 UNIT/REF.
SUPPORT MURAL RÉGLABLE ET EXTENSIBLE 2 UNITÉS/RÉF.

REF.	COLOR
ARROEX40W	○
ARROEX40G	●

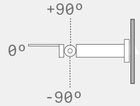

outdoor

SOLUTIONS

B-SIDE
Disruptive

Disruptive technologies
in product design

A concept based on the idea that the object itself captures the light it generates, thus enhancing the character of the product as a signage element. The use of LEDs enables a lightweight design to be created, adapted to its function and providing aesthetic and functional value.



RESISTANT TO VANDALISM AND CORROSION

- Its robust construction (IK10 and IP65) makes it safe and sturdy for public spaces, as its structure remains intact against any intentional blows or damage from others, making B-Side LED an excellent anti-vandalism solution for lighting public parks, gardens and other urban areas.
- Made from extruded and injected aluminium, and lacquered in textured grey polyester.
- The anti-corrosion treatment of the base allows it to be installed on any type of surface.

IMPROVED EFFICIENCY

The second generation of B-SIDE bollards has achieved a 45% increase in efficiency. 360º and 180º B-Side models offer a highly efficient lighting solution for outdoor transit areas, reaching up to 65 lm/W. Exceptionally uniform illumination for your outdoor spaces, while reducing energy consumption.

SUSTAINABILITY

Manufactured with 80–85% recycled extruded aluminium, reducing carbon footprint and environmental impact.

VERSATILITY

The B-Side family offers the possibility of a bi-directional flush-mounted bollard at ground level or at different heights to illuminate outdoor walkways. It is also available in a version with a 360° lighting effect.



+ TECHNICAL INFORMATION



MODELOS MODELS MODÈLES	**Double**	**360º / 180º**
DIMENSIONES DIMENSIONS	135 / 450 / 850mm	250 / 450 / 850mm
LM LED	250lm / 500lm	1200lm / 500lm
IRC CRI	80	80
ÓPTICA OPTICS OPTIQUES	Spot	180º 360º
TEMPERATURA DE COLOR COLOR TEMPERATURE TEMPÉRATURE DE COULEUR	4000K	3000K 4000K
EQUIPO GEAR ALIMENTATION	ON/OFF	ON/OFF
POTENCIA POWER POUVOIR	3-6W	8-10W
ACABADOS LUMINARIA LUMINAIRE FINISHES FINITION DES LUMINAIRES	Grey 03 Anthracite 01	Grey 03 Anthracite 01

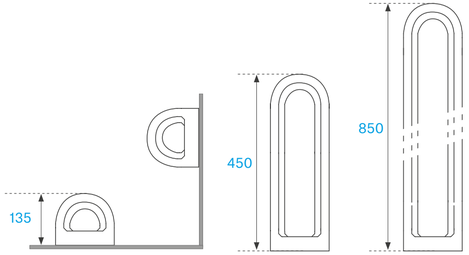

DOUBLE

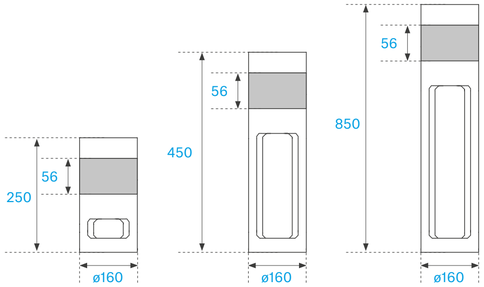

360º / 180º

+ TECHNICAL INFORMATION

B-Side

/TECHNICAL *information*

+ FAMILY PRESENTATION

B-SIDE DOUBLE



135 450 850

DIMENSIONES DIMENSIONS

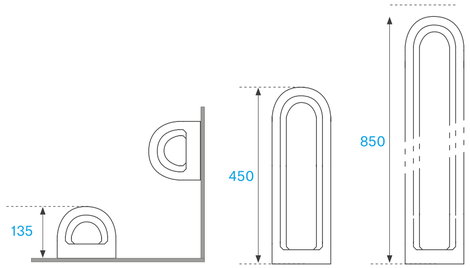

TABLA DE CONFIGURACIÓN CONFIGURATION TABLE TABLE DE CONFIGURATION

Crea el código de la referencia a partir de la información técnica. Create reference code from the technical information. Crée le code de référence à partir des informations techniques.

FAMILIA FAMILY FAMILLE		FORMATO FORMAT		DIMENSIONES DIMENSIONS		Lm LED/m		IRC CRI		K		EQUIPO GEAR ALIMENTATION		ACABADOS FINISHES FINITIONS	
BS1	B-SIDE	**DB**	Double	**13**	135mm	**03**	300lm	**8**	80	**40**	4000K	**N**	ON/OFF	**G** **A**	Grey 03 Anthracite 01
				45	450mm	**03** **05**	300lm 500lm								
				85	850mm	**05**	500lm								
BS1		**DB**		**45**		**05**		**8**		**40**		**N**		**G**	

CURVA FOTOMÉTRICA PHOTOMETRIC CURVE CORUBE PHOTOMÉTRIQUE

135

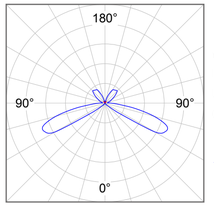

η = 4%
Imax = 34 cd/klm
UTE: 0,01T
CIE: 1 25 85 70 4

450

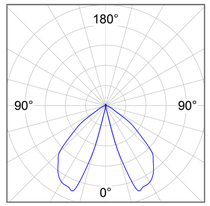

η = 24%
Imax = 224 cd/klm
UTE: 0,24C + 0,00T
CIE: 60 95 99 99 24

850

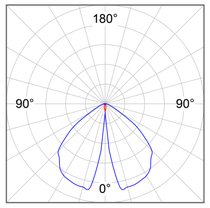

η = 28%
Imax = 221 cd/klm
UTE: 0,28C + 0,00T
CIE: 60 93 99 99 28

TABLA DE FLUJOS Y POTENCIA FLOW AND POWER TABLE TABLEAU DES FLUX ET PUISSANCES

B-SIDE DOUBLE		250lm			500lm		
		CRI	W	LM OUT	CRI	W	LM OUT
135	4000K	80	3,5	138	80	6,4	130
450			4,5	112			171
850							



B-SIDE 360º & 180º G2



250



450



850

DIMENSIONES DIMENSIONS

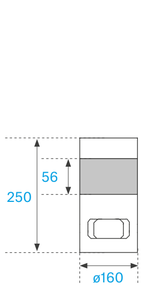

250

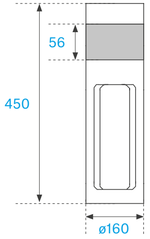

450

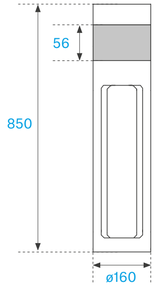

850

TABLA DE CONFIGURACIÓN CONFIGURATION TABLE TABLE DE CONFIGURATION

Crea el código de la referencia a partir de la información técnica. Create reference code from the technical information. Crée le code de référence à partir des informations techniques.

FAMILIA FAMILY FAMILLE		**FORMATO** FORMAT		**DIMENSIONES** DIMENSIONS		**Lm LED/m**		**IRC** CRI		**K**		**EQUIPO** GEAR ALIMENTATION		**ACABADOS** FINISHES FINITIONS	
BS2	B-SIDE	**36**	360º	**25**	250mm	**10**	1200lm	**8**	80	**30**	3000K	**N**	ON/OFF	**G**	Grey 03
		18	180º	**45**	450mm					**40**	4000K			**A**	Anthracite 01
				85	850mm	**10**	1200lm								
						15	1500lm								
BS2		**36**		**45**		**10**		**8**		**40**		**N**		**G**	

CE IP 65 IK 06 CLASE I Al GLASS 850º LED 3000 K LED 4000 K 1-10V PUSH TRIAC lm K WB CRI TW L + INFO

CURVA FOTOMÉTRICA PHOTOMETRIC CURVE CORUBE PHOTOMÉTRIQUE

B-SIDE 360º

235

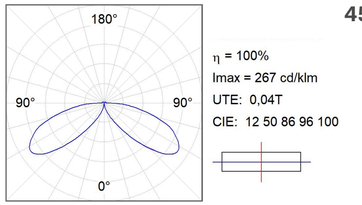

η = 100%
Imax = 267 cd/klm
UTE: 0,04T
CIE: 12 50 86 96 100

450

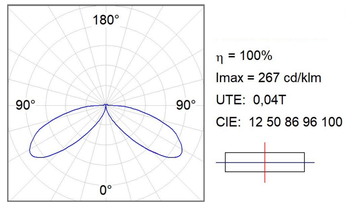

η = 100%
Imax = 267 cd/klm
UTE: 0,04T
CIE: 12 50 86 96 100

850

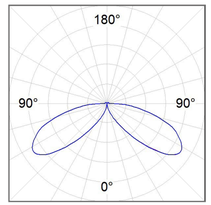

η = 100%
Imax = 267 cd/klm
UTE: 0,04T
CIE: 12 50 86 96 100

B-SIDE 180º

250

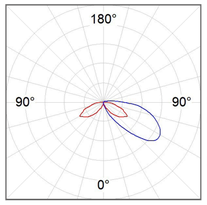

η = 100%
Imax = 502 cd/klm
UTE: 0,08T
CIE: 12 47 82 92 100

450

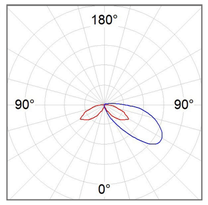

η = 100%
Imax = 502 cd/klm
UTE: 0,08T
CIE: 12 47 82 92 100

850

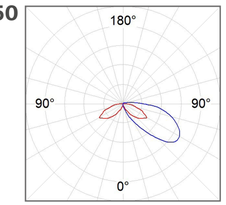

η = 100%
Imax = 502 cd/klm
UTE: 0,08T
CIE: 12 47 82 92 100

TABLA DE FLUJOS Y POTENCIA FLOW AND POWER TABLE TABLEAU DES FLUX ET PUISSANCES

B-SIDE 360º		1200lm			1500lm		
		CRI	W	LM OUT	CRI	W	LM OUT
250	3000K	80	8,7	530	80	9,9	608
450	4000K			560			644

B-SIDE 180º		1200lm			1500lm		
		CRI	W	LM OUT	CRI	W	LM OUT
250	3000K	80	8,7	350	80	9,9	405
450	4000K			370			429

BAULINE
Gradient

Linear grazer light

A product characterised by its small size and versatile range of applications. Can be used for grazing light applications, to accentuate a surface, to highlight textures or around perimeters to delimit spaces.



+ TECHNICAL INFORMATION



MODELOS MODELS MODÈLES	**Bauline**
INSTALACIÓN INSTALLATION	Surface Recessed
LM LED	3600lm - 5000lm
IRC CRI	80
ÓPTICA OPTICS OPTIQUES	SP 13º MFL EL
TEMPERATURA DE COLOR COLOR TEMPERATURE TEMPÉRATURE DE COULEUR	3000K 4000K
EQUIPO GEAR ALIMENTATION	ON/OFF
POTENCIA POWER POUVOIR	17-34W
ACABADOS LUMINARIA LUMINAIRE FINISHES FINITION DES LUMINAIRES	Grey 02

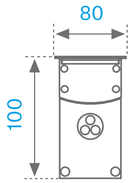

SURFACE

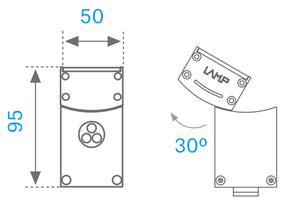

RECESSED

+ TECHNICAL INFORMATION

Bauline

/TECHNICAL *information*

+ FAMILY PRESENTATION

BAULINE G3



Surface



Recessed

DIMENSIONES DIMENSIONS

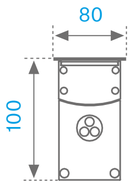

SURFACE

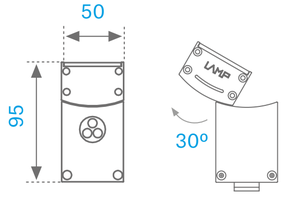

RECESSED

TABLA DE CONFIGURACIÓN CONFIGURATION TABLE TABLE DE CONFIGURATION

Crea el código de la referencia a partir de la información técnica. Create reference code from the technical information. Crée le code de référence à partir des informations techniques.

FAMILIA FAMILY FAMILLE		**INSTALACIÓN** INSTALLATION		**DIMENSIONES** DIMENSIONS		**Lm LED/m**		**ÓPTICA** OPTICS OPTIQUE		**IRC** CRI		**K**		**EQUIPO** GEAR ALIMENTATION		**ACABADOS** FINISHES FINITIONS	
BA3	Bauline	**RE**	Recessed	**068**	680mm	**MO**	3900lm	**SP**	SP 15º	**8**	80	**30**	3000K	**N**	ON/OFF	**G**	Grey 02
				127	1270mm			**MF**	MFL 21º			**40**	4000K				
		SF	Surface	**065**	650mm			**EL**	Elliptic								
				124	1240mm												
BA3		**RE**		**068**		**MO**		**SP**		**8**		**40**		**N**		**G**	

IP 67 · IK 10 · CLASE I · AI · Anod. · PUSH · TRIAC · DALI · lm · K · WB · CRI · TW · OPAL · INFO

BAULINE G3

CURVA FOTOMÉTRICA PHOTOMETRIC CURVE CORUBE PHOTOMÉTRIQUE

SP

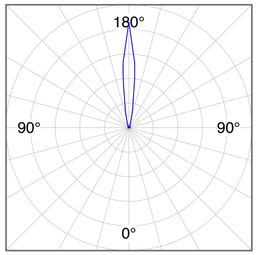

η = 100%
Imax = 8588 cd/klm
UTE: 0,97T
CIE: 159 100 100 2 100



MFL

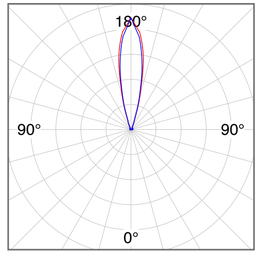

η = 100%
Imax = 4455 cd/klm
UTE: 0,98T
CIE: 154 100 100 2 100



EL

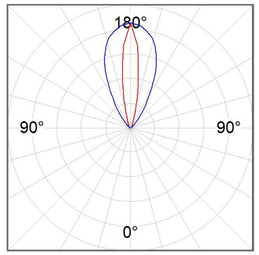

η = 100%
Imax = 2563 cd/klm
UTE: 1,00T
CIE: 0 0 0 0 100

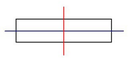

TABLA DE FLUJOS Y POTENCIA FLOW AND POWER TABLE TABLEAU DES FLUX ET PUISSANCES

BAULINE RECESSED		680mm 2500lm			1270mm 5000lm		
		CRI	W	LM OUT	CRI	W	LM OUT
SP	3000K	80	16,2	1916	80	32,3	3921
	4000K						
MFL	3000K			1996			3994
	4000K						
EL	3000K			1916			3832
	4000K						

BAULINE SURFACE		680mm 2500lm			1270mm 5000lm		
		CRI	W	LM OUT	CRI	W	LM OUT
SP	3000K	80	16,2	1937	80	32,3	3873
	4000K						
MFL	3000K			1972			3945
	4000K						
EL	3000K			1916			3832
	4000K						

ACCESORIOS ACCESSORIES ACCESSOIRES



CAJA EMPOTRAMIENTO PARA BLAULINE CON EQUIPO
RECESSED BOX FOR BLAULINE WITH EQUIPMENT
CAJA EMPOTRAMIENTO PARA BLAULINE CON EQUIPO

REF.	Lmm
BUREBO0683	683
BUREBO1272	1272





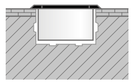



Evite su colocación en depresiones del terreno. Drenaje obligatorio.
Avoid placement in depressions in the ground. Mandatory drainage.
Éviter le placement dans des dépressions du sol. Drainage obligatoire.



SOPORTE A PARED ORIENTABLE (2 UNIDADES POR REFERENCIA)
ADJUSTABLE WALL SUPPORT (2 UNITS PER REFERENCE)
SUPPORT MURAL RÉGLABLE (2 UNITÉS PAR RÉFÉRENCE)

REF.
WAAR120G

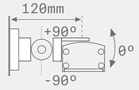



SOPORTE A PARED ORIENTABLE Y EXTENSIBLE (2 UNIDADES POR REFERENCIA)
ADJUSTABLE AND EXTENDABLE WALL SUPPORT (2 UNITS PER REFERENCE)
SUPPORT MURAL RÉGLABLE ET EXTENSIBLE (2 UNITÉS PAR RÉFÉRENCE)

REF.
WAAR380G

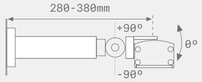



BAZZ
Uniformity

Lighting ***uniformity***

Bazz stems from the need to provide lighting uniformity and ease of installation in outdoor linear applications. A product with a strong technical character and a broad line of specific solutions for a wide range of Architectural Outdoor applications.



+ TECHNICAL INFORMATION

APPLICATION AND INSTALLATION

- This family has been designed to provide a solution for different installation methods, with both recessed and surface mounted orientable options. The die-cast aluminium end caps allow the luminaire to be tilted to direct light where it is best suited to the application.
- Sealed quick connectors fitted to the end caps of the luminaire allow easy and convenient installation.
- In addition to standard lengths, it is also designed to be customised for installation in long continuous lines.





SUSTAINABILITY

Manufactured with 80–85% recycled extruded aluminium, reducing carbon footprint and environmental impact.



MODELOS MODELS MODÈLES	**Recessed**	**Air**
INSTALACIÓN INSTALLATION	Recessed	Surface
LM LED	**Low Output (LO)** 2800lm **Medium Output (MO)** 4200 / 5600lm	**Low Output (LO)** 2800lm **Medium Output (MO)** 4200 / 5600lm
IRC CRI	80	80
ÓPTICA OPTICS OPTIQUES	Sym Asym WallWasher Opal	Sym Asym WallWasher Opal
TEMPERATURA DE COLOR COLOR TEMPERATURE TEMPÉRATURE DE COULEUR	3000K 4000K	3000K 4000K
EQUIPO GEAR ALIMENTATION	ON/OFF	ON/OFF
POTENCIA POWER POUVOIR	20-77W	20-77W
ACABADOS LUMINARIA LUMINAIRE FINISHES FINITION DES LUMINAIRES	● Black 06	● Black 06

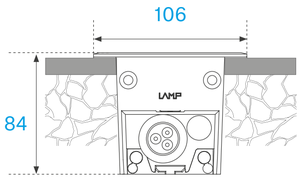

RECESSED

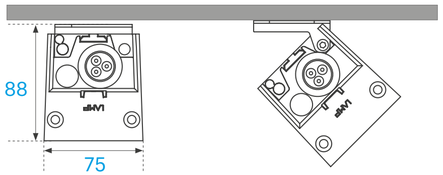

AIR

+ TECHNICAL INFORMATION

Bazz

/TECHNICAL *information*

BAZZ



Opal



Asymmetric



WallWasher



Symmetric

DIMENSIONES DIMENSIONS

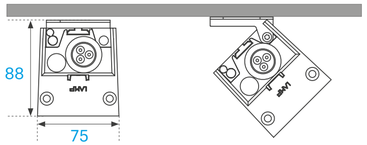

AIR

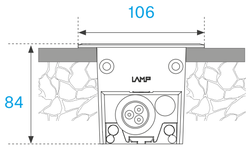

RECESSED



Opal



Asymmetric



WallWasher



Symmetric

TABLA DE CONFIGURACIÓN CONFIGURATION TABLE TABLE DE CONFIGURATION

Crea el código de la referencia a partir de la información técnica. Create reference code from the technical information. Crée le code de référence à partir des informations techniques.

FAMILIA FAMILY FAMILLE	INSTALACIÓN INSTALLATION	FORMATOS FORMATS	Lm LED/m	ÓPTICA OPTICS OPTIQUE	IRC CRI	K	EQUIPO GEAR ALIMENTATION	ACABADOS FINISHES FINITIONS
BZ1 Bazz	**RE** Recessed	**100** 1043mm **200** 2036mm	**LO** 2800lm **MO** 5600lm	**SY** Symmetric **AS** Asymmetric	**8** 80	**30** 3000K **40** 4000K	**N** ON/OFF	**B** Black
			MO 4200lm	**OP** Opal **WW** WallWasher				
	SF Surface	**100** 1008mm **200** 2001mm	**LO** 2800lm **MO** 5600lm	**SY** Symmetric **AS** Asymmetric				
			MO 4200lm	**OP** Opal **WW** WallWasher				
BZ1	**RE**	**100**	**MO**	**SY**	**8**	**40**	**N**	**B**

IP 67 · IK 07 · CLASE I · AI · GLASS · 960º · INOX AISI 304 · Anod. · PUSH · DALI · lm · K · WB · CRI · TW · OPAL · + INFO

BAZZ RECESSED

CURVA FOTOMÉTRICA PHOTOMETRIC CURVE CORUBE PHOTOMÉTRIQUE

SY

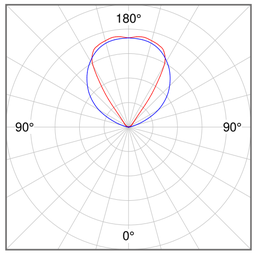

η = 100%
Imax = 558 cd/klm
UTE: 1,00T
CIE: 0 0 0 0 100



AS

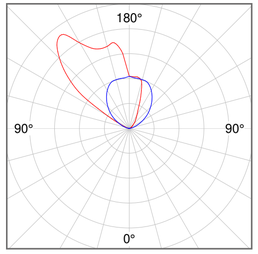

η = 100%
Imax = 691 cd/klm
UTE: 1,00T
CIE: 0 0 0 0 100



WW

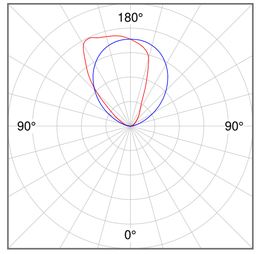

η = 100%
Imax = 595 cd/klm
UTE: 1,00T
CIE: 0 0 0 0 100



OP

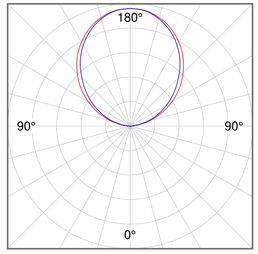

η = 100%
Imax = 385 cd/klm
UTE: 1,00T
CIE: 0 0 0 0 100



TABLA DE FLUJOS Y POTENCIA FLOW AND POWER TABLE TABLEAU DES FLUX ET PUISSANCES

BAZZ RECESSED			1000mm			2000mm		
			CRI	W	LM OUT	CRI	W	LM OUT
LO	SY	3000K	80	20,6	2047	80	40	4094
		4000K			2149			4299
	AS	3000K			1981			3962
		4000K			2080			4160
MO	SY	3000K		40	4024		77	8048
		4000K			4225			8450
	AS	3000K			3883			7766
		4000K			4077			8458
	WW	3000K			2572			5144
		4000K			2701			5401
	OP	3000K		34,8	1528		66	3056
		4000K			1604			3209

ACCESORIOS ACCESSORIES ACCESSOIRES



CAJA EMPOTRAMIENTO PARA BLAULINE CON EQUIPO
RECESSED BOX FOR BLAULINE WITH EQUIPMENT
CAJA EMPOTRAMIENTO PARA BLAULINE CON EQUIPO

REF.	Lmm
BZREBO1000	1035
BZREBO2000	2028

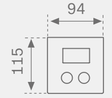



CAJA EMPOTRAMIENTO PARA BLAULINE CON EQUIPO
RECESSED BOX FOR BLAULINE WITH EQUIPMENT
CAJA EMPOTRAMIENTO PARA BLAULINE CON EQUIPO

REF.	COLOR	Lmm
CT3P680		8-10
CT3P68G		6,5-12

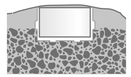

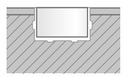



Evite su colocación en depresiones del terreno. Drenaje obligatorio.
Avoid placement in depressions in the ground.
Mandatory drainage.
Éviter le placement dans des dépressions du sol.
Drainage obligatoire.

BAZZ AIR

CURVA FOTOMÉTRICA PHOTOMETRIC CURVE CORUBE PHOTOMÉTRIQUE

SY

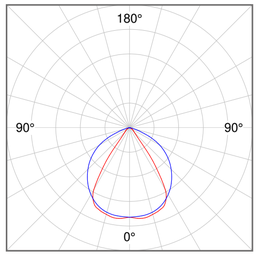

η = 100%
Imax = 558 cd/klm
UTE: 1,00C
CIE: 70 94 100 100 100



AS

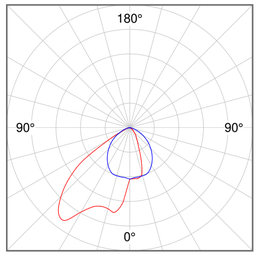

10241402
η = 100%
Imax = 691 cd/klm
UTE: 1,00D
CIE: 53 89 99 100 100



WW

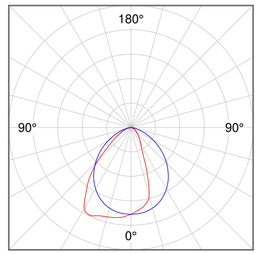

η = 100%
Imax = 595 cd/klm
UTE: 1,00C
CIE: 62 90 99 100 100



OP

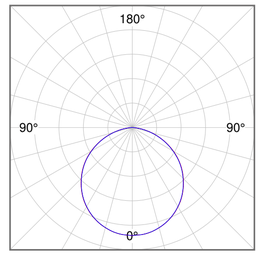

η = 100%
Imax = 354 cd/klm
UTE: 1,00E
CIE: 47 79 97 100 100



TABLA DE FLUJOS Y POTENCIA FLOW AND POWER TABLE TABLEAU DES FLUX ET PUISSANCES

BAZZ AIR			1000mm			2000mm		
			CRI	W	LM OUT	CRI	W	LM OUT
LO	SY	3000K	80	20,6	2010	80	40	4020
		4000K			2111			4221
	AS	3000K			1945			3891
		4000K			2043			4089
MO	SY	3000K		40	4020		77	7903
		4000K			4221			8289
	AS	3000K			2891			7626
		4000K			4089			8008
	WW	3000K			2526			5051
		4000K			2652			5304
	OP	3000K		35	1490		66	2980
		4000K			1565			3129

ACCESORIOS ACCESSORIES ACCESSOIRES



UNIÓN LÍNEA CONTINUA
CONTINUOUS LINE UNION
UNION DE LIGNE CONTINUE

REF.
BZJO



CABLE DE ACERO REGULABLE 1 UNIT./ REF. SE NECESITAN 2 UNIT. /LUM.
ADJUSTABLE STEEL CABLE 1 UNIT./ REF. 2 UNITS ARE REQUIRED./ LUM.
CÂBLE EN ACIER RÉGLABLE 1 UNITÉ./REF. 2 UNITÉS SONT NÉCESSAIRES. /LUMIÈRE.

REF.	mm
SUWIDE1000G	1000
SUWIDE4000G	4000



ABRAZADERAS DE ALUMINIO BAZZ PARA COLUMNA Ø 120-130 MM
BAZZ ALUMINIUM CLAMPS FOR COLUMN Ø 120-130 MM
COLLIERS DE SERRAGE ALUMINIUM BAZZ POUR COLONNE Ø 120-130 MM

REF.	COLOR	Kg
BZSFCL1		1,65 1 Bazz
BZSFCL2		2,20 2 Bazz



SOPORTE A PARED ORIENTABLE Y EXTENSIBLE (2 UNIDADES POR REFERENCIA)
ADJUSTABLE AND EXTENDABLE WALL SUPPORT (2 UNITS PER REFERENCE)
SUPPORT MURAL RÉGLABLE ET EXTENSIBLE (2 UNITÉS PAR RÉFÉRENCE)

REF.
ARROEX40G



DUIT *Scalable*

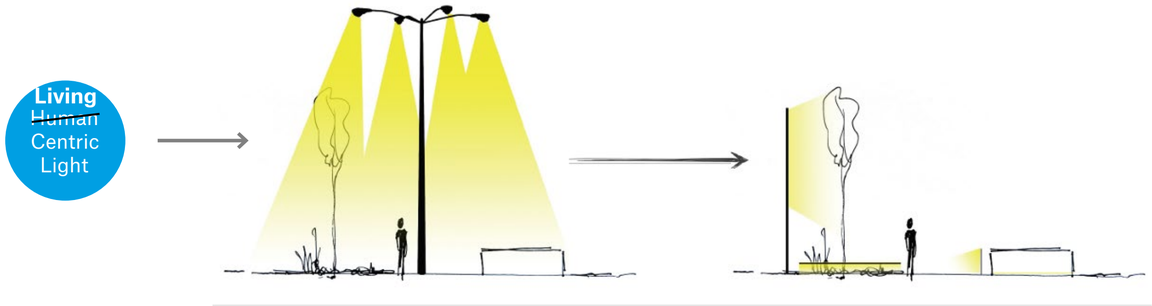

*Greater than the **sum of its parts***

Scalable lighting concept based on a luminaire unit that, together with installation accessories and optics, creates an ecosystem of outdoor solutions with a holistic and environmentally friendly approach.



+ TECHNICAL INFORMATION

SUSTAINABILITY

It allows lighting to be designed in close proximity, bringing the light source nearer to the element to be illuminated, creating a much more pleasant lighting atmosphere and reducing energy consumption. An amber option is available with a light spectrum that is highly respectful of the environment and the ecosystem.

CONFIGURABLE SYSTEM

- By selecting a lighting module with several photometric versions and combining it with the various installation and optical accessories, DUIT becomes a lighting solution capable of meeting most of the lighting requirements of an architectural lighting programme (façades), user environment lighting or path lighting.
- Optimised dimensions allow for a high degree of integration and connectivity with any outdoor space without sacrificing the technical aspects of the product. It can be installed in both new build and refurbishment projects thanks to its minimally obtrusive fixing systems, which reduce the visual impact.
- The family has been designed to provide a scalable, mechanically and technologically upgradeable solution. The construction in individual parts allows an easy separation of the materials, which can be recovered for recycling.



DUIT CONFIGURATOR

Architectural

Surroundings

Paths



1. Light motor (DUIT) and driver

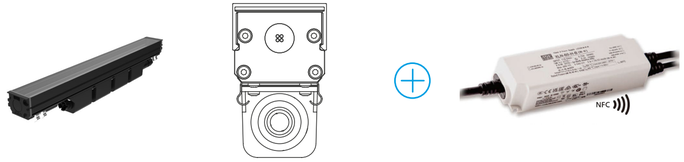

2. Installation accessories

BASIC
Surface

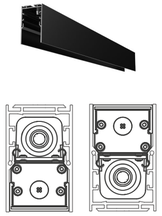



Recessed

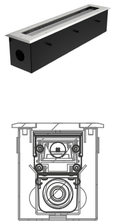



INTEGRATION
Surface Asym

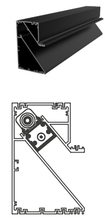



Trimless

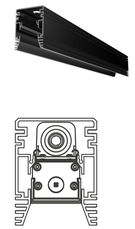



MINIMUM
Surface



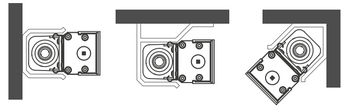

3. Optical accessories



MODELOS MODELS MODÈLES	**Duit**
DIMENSIONES DIMENSIONS	300 / 600 / 900 / 1200 / 1500 / 1800mm
LM LED	**Ambient Output (AO)** 1000lm **Low Output (LO)** 2160lm
IRC CRI	80
ÓPTICA OPTICS OPTIQUES	Opal WFL WallWasher Grazer
TEMPERATURA DE COLOR COLOR TEMPERATURE TEMPÉRATURE DE COULEUR	2700K 3000K 4000K AMBER (AB)
EQUIPO GEAR ALIMENTATION	-
POTENCIA POWER POUVOIR	1-20W
ACABADOS LUMINARIA LUMINAIRE FINISHES FINITION DES LUMINAIRES	Black

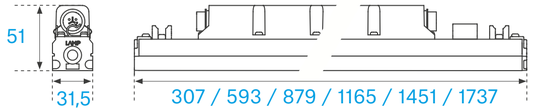

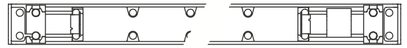

DUIT LIGHT ENGINE

+ TECHNICAL INFORMATION

Duit

/TECHNICAL *information*

DUIT



DIMENSIONES DIMENSIONS



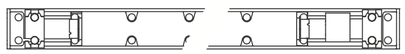

DUIT LIGHT ENGINE

TABLA DE CONFIGURACIÓN CONFIGURATION TABLE TABLE DE CONFIGURATION

Crea el código de la referencia a partir de la información técnica. Create reference code from the technical information. Crée le code de référence à partir des informations techniques.

FAMILIA FAMILY FAMILLE		**INSTALACIÓN** INSTALLATION		**FORMATOS** FORMATS		**Lm LED/m**		**ÓPTICA** OPTICS OPTIQUE		**IRC** CRI		**K**		**EQUIPO** GEAR ALIMENTATION		**ACABADOS** FINISHES FINITIONS	
DT1	Duit	**SF**	Surface	**300**	300mm	**AO**	1000lm	**WF**	WFL	**8**	80	**27**	2700K	**0**	0	**B**	Black
				600	600mm			**OP**	Opal			**30**	3000K				
				900	900mm							**40**	4000K				
				120	1200mm			**WW**	WallWasher			**27**	2700K				
				150	1500mm			**GZ**	Grazer			**30**	3000K				
				180	1800mm							**40**	4000K				
												AB	Amber				
						LO	2160lm	**WF**	WFL	**8**	80	**27**	2700K				
								OP	Opal			**30**	3000K				
												40	4000K				
								WW	WallWasher			**27**	2700K				
								GZ	Grazer			**30**	3000K				
												40	4000K				
												AB	Amber				
DT1		**SF**		**300**		**AO**		**WF**		**8**		**40**		**0**		**B**	

IP 67 · IP 65 · IK 08 · IK 10 · 850º · PC · TW · ↑lm · INFO

DUIT

CURVA FOTOMÉTRICA PHOTOMETRIC CURVE CORUBE PHOTOMÉTRIQUE

WF

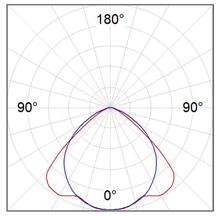

η = 101%
Imax = 394 cd/klm
UTE: 1,01D + 0,00T
CIE: 55 89 99 100 101

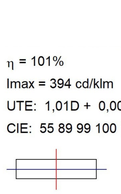

WW

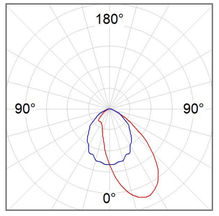

η = 100%
Imax = 680 cd/klm
UTE: 1,00D + 0,00T
CIE: 56 88 99 100 100



GZ

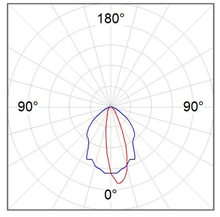

η = 100%
Imax = 1108 cd/klm
UTE: 1,00B + 0,00T
CIE: 71 93 99 100 100

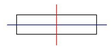

OP

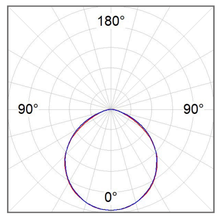

η = 100%
Imax = 390 cd/klm
UTE: 1,00D + 0,00T
CIE: 51 84 98 100 100



TABLA DE FLUJOS Y POTENCIA FLOW AND POWER TABLE TABLEAU DES FLUX ET PUISSANCES

DUIT			300mm			600mm			900mm			1200mm			1500mm			1800mm		
			CRI	W	LM OUT	CRI	W	LM OUT	CRI	W	LM OUT	CRI	W	LM OUT	CRI	W	LM OUT	CRI	W	LM OUT
AO	WF	2700K	80	1,3	102	80	2,6	204	80	3,9	306	80	5,2	408	80	6,5	510	80	7,8	612
		3000K			105			209			314			418			523			627
		4000K			111			221			332			442			553			663
	WW	2700K			96			193			289			386			482			578
		3000K			100			199			299			398			498			597
		4000K			105			210			315			420			525			630
		Amber			113			226			339			452			565			678
	OP	2700K			95			191			286			382			477			573
		3000K			97			195			292			390			487			585
		4000K			103			206			309			412			515			619
	GZ	2700K			120			240			360			492			600			720
		3000K			123			246			369			520			615			738
		4000K			130			260			390			556			650			780
		Amber			139			278			417			1163			695			834
LO	WF	2700K		3,3	291		6,6	581		9,9	872		13,2	1197		16,5	1454		19,8	1744
		3000K			299			598			898			1256			1496			1795
		4000K			316			632			949						1581			1897
	WW	2700K			279			558			837			1147			1994			1673
		3000K			287			574			860			1265			1434			1721
		4000K			316			632			949			1267			1581			1897
		Amber			317			634			950			1368			1584			1901
	GZ	2700K			342			684			1026			1408			1710			2052
		3000K			353			704			1056			1488			1760			2112
		4000K			372			744			1116			1560			1860			2232
		Amber			390			780			1170						1950			2340

ACCESORIOS ACCESSORIES ACCESSOIRES

BASIC PROFILE



PERFIL BASE SUPERFICIE
BASE SURFACE PROFILE
PROFIL DE SURFACE DE BASE

REF.	COLOR
DTBASFPR600B	●
DTBASFPR900B	●
DTBASFPR1200B	●
DTBASFPR1500B	●
DTBASFPR1800B	●



PERFIL BASICO INDIRECT
BASIC INDIRECT PROFILE
PROFIL INDIRECT DE BASE

REF.	COLOR
DTBAIDPR600B	●
DTBAIDPR900B	●
DTBAIDPR1200B	●
DTBAIDPR1500B	●
DTBAIDPR1800B	●



PERFIL BASICO EMPOTRADO
BASIC EMBEDDED PROFILE
PROFIL INTÉGRÉ DE BASE

REF.	COLOR
DTBAREBO300I	○
DTBAREBO600I	○
DTBAREBO1200I	○
DTBAREBO1500I	○
DTBAREBO1800I	○
DTBAREBO1200I	○
DTBAREBO1500I	○
DTBAREBO1800I	○
DTBAREBO2100I	○
DTBAREBO300I	○
DTBAREBO600I	○
DTBAREBO900I	○



TAPA FINAL SUPERFICIE
FINAL SURFACE COVER
COUVERTURE DE SURFACE FINALE

REF.
DTBASFCB
DTBAIDCB



SUSPENSIÓN RÍGIDA
RIGID SUSPENSION
SUSPENSION RIGIDE

REF.
DTBASUG0100I



CABLE DE ACERO REGULABLE
ADJUSTABLE STEEL CABLE
CÂBLE EN ACIER RÉGLABLE

REF: **DIRECT**
F3SUWIDE1000G
F3SUWIDE4000G
REF: **INDIRECT**
DTBAIDSUWIDE1000G
DTBAIDSUWIDE4000G



JUNTA INTERMEDIA
INTERMEDIATE BOARD
CONSEIL INTERMÉDIAIRE

REF.
DTBAJO



UNIÓN SOPORTE PARED 2 UNIT./ REF.
WALL SUPPORT UNION 2 UNITS/ REF.
UNION SUPPORT MURAL 2 UNITÉS/RÉF.

REF.
DTBAFX45



SOPORTE PARED ORIENTABLE 2 UNIT./ REF.
ADJUSTABLE WALL SUPPORT 2 UNIT./ REF.
SUPPORT MURAL RÉGLABLE 2 UNITÉS/RÉF.

REF.
DTBASUAJ50

ACCESORIOS ACCESSORIES ACCESSOIRES

INTEGRATION PROFILE



PERFIL INTEGRATION TRIMLESS
PROFILE INTEGRATION TRIMLESS
INTÉGRATION DE PROFIL SANS GARNITURE

REF.	COLOR
DTBATRPR600B	○
DTBATRPR900B	○
DTBATRPR1200B	○
DTBATRPR1500B	○
DTBATRPR1800B	○



PERFIL INTEGRATION EMPOTRADO ASIMÉTRICO
ASYMMETRIC RECESSED INTEGRATION PROFILE
PROFIL D'INTÉGRATION ENCASTRÉ ASYMÉTRIQUE

REF.	COLOR
DTBAASPR300B	○
DTBAASPR600B	○
DTBAASPR900B	○
DTBAASPR1200B	○
DTBAASPR1500B	○
DTBAASPR1800B	○



TAPA FINAL TRIMLESS
TRIMLESS END CAP
EMBOUT SANS GARNITURE

REF.
DTBATRCB



TAPA FINAL EMPOTRADO ASIMÉTRICO 2 UNIT./ REF
ASYMMETRIC RECESSED END COVER 2 UNITS/ REF.
COUVERCLE D'EXTRÉMITÉ ENCASTRÉ ASYMÉTRIQUE 2 UNITÉS/RÉF.

REF.
DTBAASRCB



JUNTA INTERMEDIA TRIMLESS
TRIMLESS INTERMEDIATE JOINT
JOINT INTERMÉDIAIRE SANS GARNITURE

REF.
DTBATRJO



JUNTA INTERMEDIA EMPOTRADO ASIMÉTRICO
ASYMMETRIC RECESSED INTERMEDIATE JOINT
JOINT INTERMÉDIAIRE ASYMÉTRIQUE ENCASTRÉ

REF.
DTBAASJO

MINIMUM PROFILE



ANCLAJE EN ESQUINA
CORNER ANCHOR
ANCRAGE D'ANGLE

REF.
DTFCRI



ANCLAJE HORIZONTAL
HORIZONTAL ANCHORING
ANCRAGE HORIZONTAL

REF.
DTFXVI



ANCLAJE LATERAL
SIDE ANCHORAGE
ANCRAGE LATÉRAL

REF.
DTFXVSII

ACCES.



MANGUERA
HOSE
TUYAU

REF
WI2X1NG
REF: **TUNABLE WHITE**
WI3X1NG



CONECTOR
CONNECTOR
CONNECTEUR

REF.
CT3P67N
CTY6P67N

OPTIC ACCES.



REJILLA ANTIDESLUMBRANTE HORIZONTAL
HORIZONTAL ANTI-GLARE GRID
GRILLE ANTI-REFLET HORIZONTALE

REF.
DTLOH300BK
DTLOH600BK
DTLOH900BK
DTLOH1200BK
DTLOH1500BK
DTLOH1800BK



REJILLA ANTIDESLUMBRANTE VERTICAL
VERTICAL ANTI-GLARE GRID
GRILLE ANTI-REFLET VERTICALE

REF.
DTLOV300BK
DTLOV600BK
DTLOV900BK
DTLOV1200BK
DTLOV1500BK
DTLOV1800BK

ACCESORIOS ACCESSORIES ACCESSOIRES

DRIVER INSTALLATION

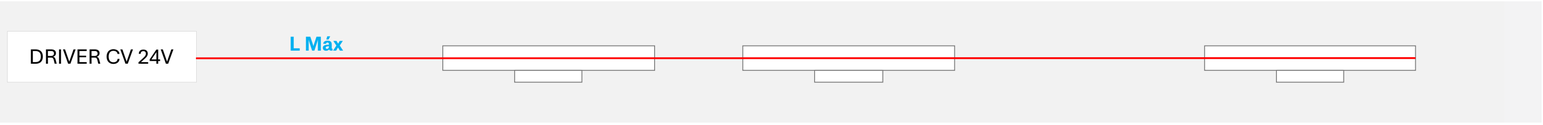

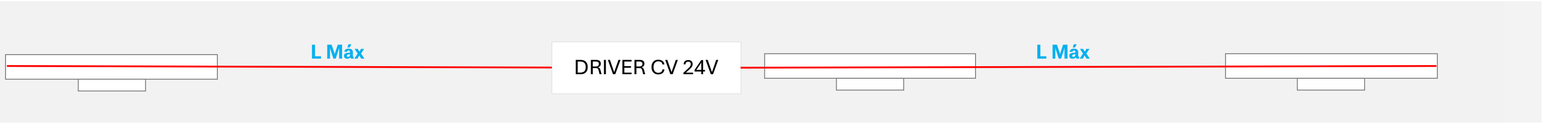

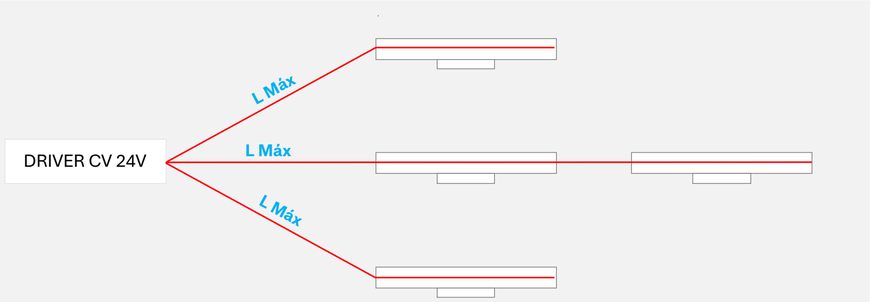

		MAX (W)	MAX (M)
ON/OFF	DRV673024N	28W	18M
	DRV677524N	71W	7M
	DRV6710024N	95W	5M
DALI	DRV676024D	57W	9M
	DRV679024D	85W	11M
	DRV6712024D	114W	5M

L Máx ≤ Distancia máxima entre driver y última luminaria.
L Máx ≤ Maximum distance between driver and last luminaire.
L Máx ≤ Distance maximale entre le conducteur et le dernier luminaire.

Escoger siempre el valor más restrictivo para elegir los equipos de alimentación por línea de luminarias, bien consumo máximo, distancia máxima entre driver y última luminaria.
Always take the maximum restrictive value to elect the power supply equipment for the lighting line, with maximum consumption, maximum distance between driver and last light.
Escoger toujours la valeur la plus restrictive pour choisir les équipements d'alimentation par ligne de luminaires, bien consommée maximale, distance maximale entre le conducteur et le dernier luminaire.

DRIVERS CV 24V / DRIVERS CV 24V



FUENTE DE ALIMENTACION ON/OFF
POWER SOURCE ON/OFF
SOURCE D'ALIMENTATION ON/OFF

REF.

DRV673024N



FUENTE DE ALIMENTACION ON/OFF
POWER SOURCE ON/OFF
SOURCE D'ALIMENTATION ON/OFF

REF.

DRV677524N



FUENTE DE ALIMENTACION ON/OFF
POWER SOURCE ON/OFF
SOURCE D'ALIMENTATION ON/OFF

REF.

DRV6710024N

DRIVERS CV 24V / DRIVERS CV 24V



FUENTE DE ALIMENTACION DALI
DALI POWER SUPPLY SOURCE
SOURCE D'ALIMENTATION DALI

REF.

DRV679024D



FUENTE DE ALIMENTACION DALI
DALI POWER SUPPLY SOURCE
SOURCE D'ALIMENTATION DALI

REF.

DRV6712024D



FUENTE DE ALIMENTACION DALI
DALI POWER SUPPLY SOURCE
SOURCE D'ALIMENTATION DALI

REF.

DRV676024D

FLUT
Neutral

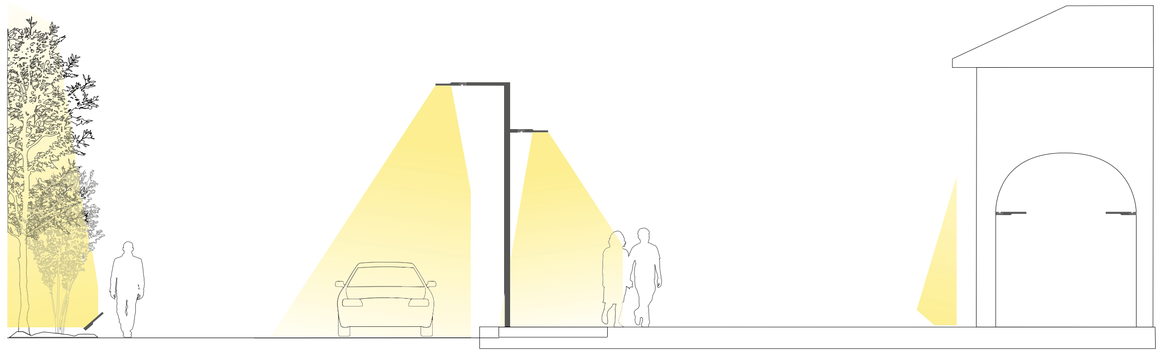

Form follows ***function***

Flut is a clear example of the philosophy of the Bauhaus school with its famous phrase: “Form follows function”. A product family with a neutral and compact design, offering a wide range of solutions and designed to simplify the installation process.



+ TECHNICAL INFORMATION



MULTIPLE POSSIBILITIES

- This family features a ball and socket joint that can be rotated between 90º and -30º in the desired direction and includes an anti-condensation valve.
- The compact design integrates maximum efficiency in a very small footprint, resulting in minimal environmental impact.
- Available with a wide range of accessories, including anti-glare wings and brackets and clamps to create a Street System, with tapered or cylindrical columns, suitable for illuminating pedestrian areas.

+ TECHNICAL INFORMATION

MODELOS MODELS MODÈLES	**Flut 180**	**Flut 280**
LM LED	3500 / 6500lm	9300 / 14000 / 18700lm
IRC CRI	80	80
ÓPTICA OPTICS OPTIQUES	AS SY ST	AS SY ST
TEMPERATURA DE COLOR COLOR TEMPERATURE TEMPÉRATURE DE COULEUR	3000K 4000K	3000K 4000K
EQUIPO GEAR ALIMENTATION	ON/OFF	ON/OFF
POTENCIA POWER POUVOIR	25-49W	64-126W
ACABADOS LUMINARIA LUMINAIRE FINISHES FINITION DES LUMINAIRES	Grey 03 Anthracite 01	Grey 03 Anthracite 01

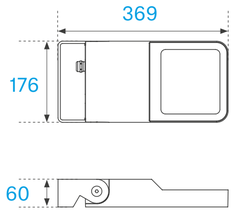

180

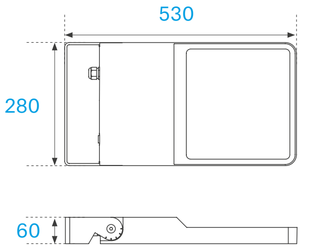

280

+ TECHNICAL INFORMATION

Flut

/TECHNICAL *information*

+ FAMILY PRESENTATION

FLUT G3



180 LO



280 LO / MO



180 MO

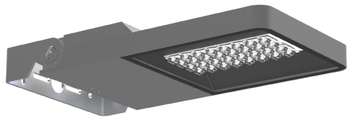

280 HO

TABLA DE CONFIGURACIÓN CONFIGURATION TABLE TABLE DE CONFIGURATION

Crea el código de la referencia a partir de la información técnica. Create reference code from the technical information. Crée le code de référence à partir des informations techniques.

FAMILIA FAMILY FAMILLE		**FORMATO** FORMAT		**Lm LED/m**		**ÓPTICA** OPTICS OPTIQUE		**IRC** CRI		**K**		**EQUIPO** GEAR ALIMENTATION		**ACABADOS** FINISHES FINITIONS	
FL3	Flut 180	**18**	180mm	**LO**	3500lm	**ST**	Street	**8**	80	**30**	3000K	**N**	ON/OFF	**G**	Grey 02
				MO	6500lm	**AS**	Asymmetric			**40**	4000K			**A**	Anthracite 01
		28	280mm	**LO**	9300lm	**VW**	Very Wide Flood								
				MO	14000lm										
				HO	19000lm										
FL3		**18**		**LO**		**AS**		**8**		**40**		**N**		**G**	

DIMENSIONES DIMENSIONS

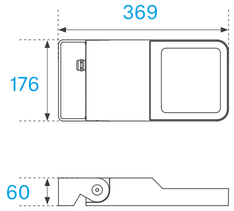

180

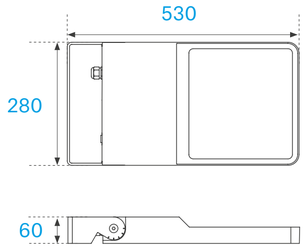

280

STREET



FLUT

CURVA FOTOMÉTRICA PHOTOMETRIC CURVE CORUBE PHOTOMÉTRIQUE

AS

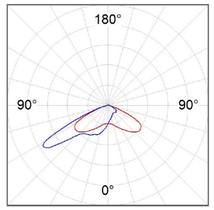

η = 100%
Imax = 679 cd/klm
UTE:
CIE: 29 74 100 100 100

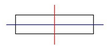

ST

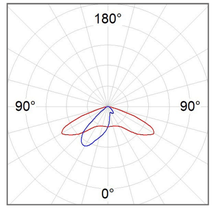

η = 100%
Imax = 773 cd/klm
UTE:
CIE: 36 78 100 100 100

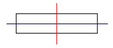

VWF

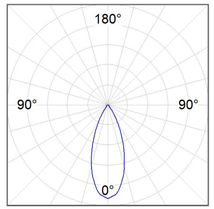

η = 100%
Imax = 1855 cd/klm
UTE: 1,00A
CIE: 91 98 100 100 100

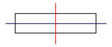

TABLA DE FLUJOS Y POTENCIA FLOW AND POWER TABLE TABLEAU DES FLUX ET PUISSANCES

FLUT			180			280		
			CRI	W	LM OUT	CRI	W	LM OUT
LO	AS	3000K	80	22,1	2529	80	58,3	8727
		4000K			2692			9290
	ST	3000K			2649			8685
		4000K			2820			9246
	VWF	3000K			2804			8626
		4000K			2985			9183
MO	AS	3000K		44,3	5462		92,6	12835
		4000K			5814			13664
	ST	3000K			5443			12791
		4000K			5794			13617
	VWF	3000K			6068			12501
		4000K			6460			13308
HO	AS	3000K					140	18915
		4000K						20137
	ST	3000K						18865
		4000K						20083
	VWF	3000K						18630
		4000K						19833

ACCESORIOS ACCESSORIES ACCESSOIRES



ALETAS ANTIDESLUMBRANTES STREET
ALETAS ANTIDESLUMBRANTES STREET
RUE ALETAS ANTIDESLUMBRANTES

REF.	COLOR	FORMAT
MFLOSTB	●	Street
FFLOSTB	●	Street 180



SOPORTE FIJACIÓN SHOT/FLUT/MINI FLUT DE ALUMINIO PARA COLUMNA Ø60-135 MM
SUPPORT FOR FIXING SHOT/FLUT/MINI FLUT OF ALUMINUM FOR COLUMN Ø60-135 MM
SUPPORT DE FIXATION SHOT/FLUT/MINI FLUT EN ALUMINIUM POUR COLONNE Ø60-135 MM

1 LUM.	COLOR
COARIN060G	●
COARIN060A	●

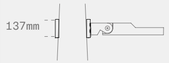



ABRAZADERAS DE ALUMINIO SHOT/FLUT/MINI FLUT PARA COLUMNA Ø120-130 MM
ALUMINUM FRAMES SHOT/FLUT/MINI FLUT FOR COLUMN Ø120-130 MM
ABRASEURS EN ALUMINIUM SHOT/FLUT/MINI FLUT POUR COLONNE Ø120-130 MM

1 LUM.	COLOR
COARIN120G	●
COARIN120A	●
2 LUM.	COLOR
COARDB120G	●
COARDB120A	●

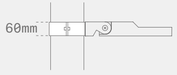



ALETAS ANTIDESLUMBRANTES ASYMMETRIC
ASYMMETRIC ANTI-DELUMBRANT COVERS
ALETAS ANTIDESLUMBRANTES ASYMÉTRIQUE

REF.	COLOR	FORMAT
FLLOAS1B	●	Asymmetric 32/64 LED
FLLOAS1B	●	Asymmetric 18 LED
MFLOASB	●	Asymmetric 180

GAP *Architecture*



Architecturally enhancing lighting *in **highly demanding applications***

An empirical design project based on the study of volumes, on minimising the height of the recess and on guaranteeing that the sealing does not depend on its installation, gave us the final geometry of the product.



+ TECHNICAL INFORMATION

INSTALLATION AND DESIGN

- Special recessed ring for mounting in suspended ceilings and with decorative frame.
- Can be installed in shallow floor and wall recesses.
- Compact design with minimum recessed height for multiple areas.



ORIENTABLE OPTICS

- Adjustable recessed uplight with tilting option for adjusting the light emitted and ease of installation.
- This family allows for spot, flood and wide flood optics.

+ TECHNICAL INFORMATION

MODELOS MODELS MODÈLES	**Gap**
LM LED	1400-3600lm
IRC CRI	80
ÓPTICA OPTICS OPTIQUES	SP 11º MFL 23º WFL 46º
TEMPERATURA DE COLOR COLOR TEMPERATURE TEMPÉRATURE DE COULEUR	3000K 4000K
EQUIPO GEAR ALIMENTATION	ON/OFF
POTENCIA POWER POUVOIR	10-30W
ACABADOS LUMINARIA LUMINAIRE FINISHES FINITION DES LUMINAIRES	Inox 02

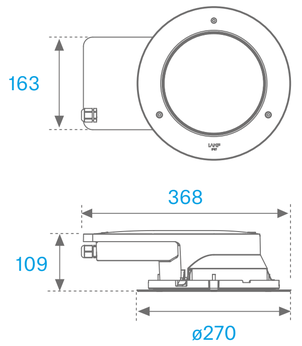

+ TECHNICAL INFORMATION

Gap /TECHNICAL *information*

GAP G2



TABLA DE CONFIGURACIÓN CONFIGURATION TABLE TABLE DE CONFIGURATION

Crea el código de la referencia a partir de la información técnica.
Create reference code from the technical information.
Crée le code de référence à partir des informations techniques.

FAMILIA FAMILY FAMILLE		**Lm LED/m**		**ÓPTICA** OPTICS OPTIQUE		**IRC** CRI		**K**		**EQUIPO** GEAR ALIMENTATION		**ACABADOS** FINISHES FINITIONS	
GA2	Gap	**15** **30** **35**	1400lm 2800lm 3600lm	**SP** **MF** **WF**	SP 11º MFL 23º WFL 46º	**8**	80	**30** **40**	3000K 4000K	**N**	ON/OFF	**I**	Inox 02
GA2		**15**		**SP**		**8**		**40**		**N**		**I**	

ACCESORIOS ACCESSORIES ACCESSOIRES



ARO EMPOTRAMIENTO FALSO TECHO Y MARCO EMBELLECEDOR
ARO EMPOTRAMIENTO FALSO TECHO Y MARCO EMBELLECEDOR
ARO EMPOTRAMIENTO FALSO TECHO Y MARCO EMBELLECEDOR

REF.	PICT.
GARERIRDM	Max. 30mm ø 248



CAJA DE EMPOTRAMIENTO
PACKAGING BOX
BOÎTE DE CHARGEMENT

1 LUM.
GAREBOB

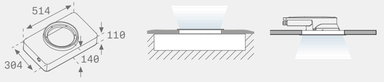

DIMENSIONES DIMENSIONS

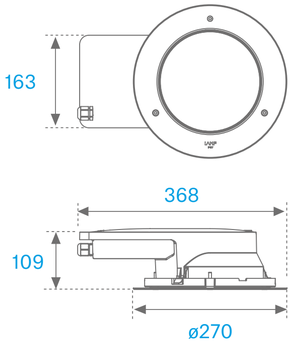

CURVA FOTOMÉTRICA
PHOTOMETRIC CURV
CORUBE PHOTOMÉTRIQUE

SP

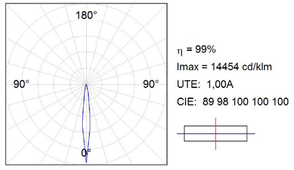

η = 99%
Imax = 14454 cd/klm
UTE: 1,00A
CIE: 89 98 100 100 100

MF

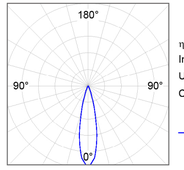

η = 100%
Imax = 4984 cd/klm
UTE: 1,00A
CIE: 89 98 100 100 100

WF

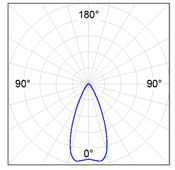

η = 100%
Imax = 1438 cd/klm
UTE: 1,00A
CIE: 89 98 100 100 100

TABLA DE FLUJOS Y POTENCIA
FLOW AND POWER TABLE
TABLEAU DES FLUX ET PUISSANCES

GAP		1400lm			2800lm			3600lm		
		CRI	**W**	**LM OUT**	**CRI**	**W**	**LM OUT**	**CRI**	**W**	**LM OUT**
SP	3000K	80	13	1130	80	23	2171	80	33,5	2944
	4000K									
MFL	3000K			**1081**			2113			2851
	4000K									
WFL	3000K			1092			2124			2877
	4000K									

CE IP 67 IK 10 CLASE I AI GLASS INOX AISI 304 960º máx 1000 Kg 90º 30º DALI OPAL + INFO



LUP
Environment

*Making the **surroundings** relevant*

Using the same formal language, the Lup wall light and downlight provide both accent lighting and general lighting in outdoor spaces, thanks to their optimised design that seeks to blend in with the surroundings and provide greater lighting versatility.



+ TECHNICAL INFORMATION

COMPACT AND VERSATILE DESIGN

- Family of downlights and wall lights that follow the same aesthetic line and formal coherence, allowing them to be used in different applications.
- Wall-mounted option with direct and indirect lighting, or direct lighting only, as well as different optics: medium, spot and asymmetrical.
- Downlight option for outdoor spaces with Flood and Wide Flood optics in diameters of 110 mm and 162 mm.
- Fixture with a minimalist, elegant and compact design, where the seams disappear, minimising the visible joins. A design that allows for optimal integration into spaces.

SUSTAINABILITY

Manufactured with 80–85% recycled extruded aluminium, reducing carbon footprint and environmental impact.

+ TECHNICAL INFORMATION



MODELOS MODELS MODÈLES	**Lup Downlight 110**	**Lup Downlight 162**	**Lup Wall 70**	**Lup Wall 110**
DIMENSIONES DIMENSIONS	ø110mm	ø162mm	ø70mm	ø110mm
LM LED	500 / 1000lm	3000 / 4000lm	1000lm	3000lm
IRC CRI	80	80	80	80
ÓPTICA OPTICS OPTIQUES	FL 34º WFL 54º	FL 30º WFL 71º	AS SP 10º MFL 38º WFL 60º *Direct o Dir/Ind	AS SP 10º MFL 38º WFL 60º *Direct o Dir/Ind
TEMPERATURA DE COLOR COLOR TEMPERATURE TEMPÉRATURE DE COULEUR	○ 3000K ○ 4000K	○ 3000K ○ 4000K	○ 3000K ○ 4000K	○ 3000K ○ 4000K
EQUIPO GEAR ALIMENTATION	ON/OFF	ON/OFF	ON/OFF	ON/OFF
POTENCIA POWER POUVOIR	10W	25-31W	6-10W	64-126W
ACABADOS LUMINARIA LUMINAIRE FINISHES FINITION DES LUMINAIRES	● Black 03	● Black 03	● Black 03	● Black 03

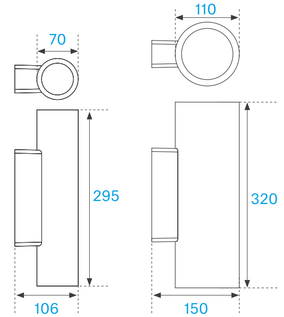

DOWNLIGHT

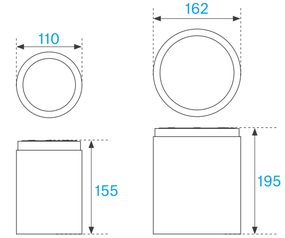

WALL

+ TECHNICAL INFORMATION

Lup

/TECHNICAL *information*

+ FAMILY PRESENTATION

LUP WALL MOUNTED



Ø70



Ø110

DIMENSIONES DIMENSIONS

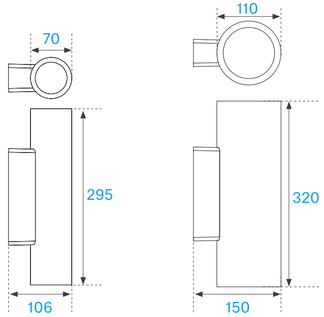

Ø70

Ø110

TABLA DE CONFIGURACIÓN CONFIGURATION TABLE TABLE DE CONFIGURATION

Crea el código de la referencia a partir de la información técnica. Create reference code from the technical information. Crée le code de référence à partir des informations techniques.

FAMILIA FAMILY FAMILLE		**DIÁMETRO** DIAMETER DIAMÈTRE		**ÓPTICA** OPTICS OPTIQUE		**Lm LED/m**		**ÓPTICA** OPTICS OPTIQUE		**K**		**EQUIPO** GEAR ALIMENTATION		**ACABADOS** FINISHES FINITIONS	
LW1	Lup Wall Mounted	**70**	Ø70mm	**DR**	Direct	**10**	1000lm	**AS**	Asymmetric	**30** **40**	3000K 4000K	**N**	ON/OFF	**B**	Black 03
				DI	Dir-Ind	**10**	500+500lm	**SP** **MF** **WF**	SP 10º MFL 38º WFL 60º						
		110	Ø100mm	**DR**	Direct	**10**	3000lm	**AS**	Asymmetric	**40**	4000K				
				DI	Dir-Ind	**40**	2000lm+2000lm	**SP** **MF** **WF**	SP 16º MFL 32º WFL 53º						
LW1		**70**		**DR**		**10**		**AS**		**40**		**N**		**B**	

LUP WALL MOUNTED

CURVA FOTOMÉTRICA PHOTOMETRIC CURVE CORUBE PHOTOMÉTRIQUE

AS

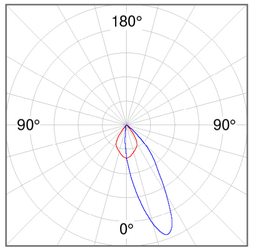

η = 100%
Imax = 2415 cd/klm
UTE: 1,00A
CIE: 85 98 100 100 100



SP

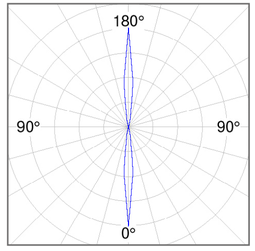

η = 100%
Imax = 10116 cd/klm
UTE: 0,50T
CIE: 106 100 100 50 100



MFL

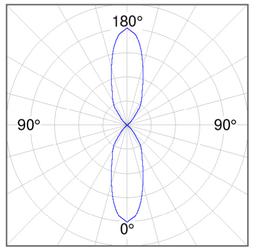

η = 100%
Imax = 806 cd/klm
UTE: 0,50A + 0,50T
CIE: 92 100 100 50 100



WFL

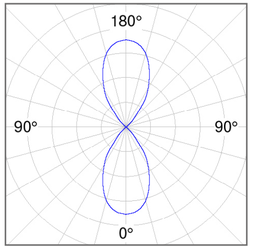

η = 100%
Imax = 530 cd/klm
UTE: 0,50A + 0,50T
CIE: 91 99 100 50 100



TABLA DE FLUJOS Y POTENCIA FLOW AND POWER TABLE TABLEAU DES FLUX ET PUISSANCES

LUP WALL Ø70			1300lm		
			CRI	W	LM OUT
DIR	AS	3000K	80	10,6	665
		4000K			705

LUP WALL Ø110			3000lm		
			CRI	W	LM OUT
DIR	AS	4000K	80	25,8	1295

LUP WALL Ø70			650+650lm		
			CRI	W	LM OUT
DIR-IND	SP	3000K	80	12,4	863
		4000K			928
	MFL	3000K		10,1	1011
		4000K			1072
	WFL	3000K			1031
		4000K			1093

LUP WALL Ø110			2000lm+2000lm		
			CRI	W	LM OUT
DIR-IND	SP	4000K	80	37,2	2510
	MFL	4000K		30,8	2706
	WFL	4000K			2748

LUP DOWNLIGHT



Ø110



Ø162

TABLA DE CONFIGURACIÓN CONFIGURATION TABLE TABLE DE CONFIGURATION

Crea el código de la referencia a partir de la información técnica. Create reference code from the technical information. Crée le code de référence à partir des informations techniques.

FAMILIA FAMILY FAMILLE		**DIÁMETRO** DIAMETER DIAMÈTRE		**Lm LED/m**		**ÓPTICA** OPTICS OPTIQUE		**K**		**EQUIPO** GEAR ALIMENTATION		**ACABADOS** FINISHES FINITIONS	
LS1	Lup Wall Downlight	**110**	Ø110mm	**05** **10**	500lm 1000lm	**FL** **WF**	FL 34º WFL 54º	**30** **40**	3000K 4000K	**N**	ON/OFF	**B**	Black 03
		162	Ø162mm	**30** **40**	3000lm 4000lm	**FL** **WF**	FL 30º WFL 71º	**40**	4000K				
LS1		**110**		**10**		**FL**		**40**		**N**		**B**	

DIMENSIONES DIMENSIONS

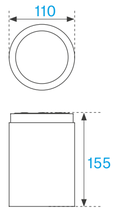

Ø110

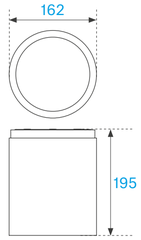

Ø162

TABLA DE FLUJOS Y POTENCIA FLOW AND POWER TABLE TABLEAU DES FLUX ET PUISSANCES

LUP DOWNLIGHT Ø110		500lm			1000lm		
		CRI	**W**	**LM OUT**	**CRI**	**W**	**LM OUT**
FL	3000K	80	6,3	600	80	9,7	963
	4000K			626			1003
WF	3000K			624			1008
	4000K			650			1080

LUP DOWNLIGHT Ø162		3000lm			4000lm		
		CRI	**W**	**LM OUT**	**CRI**	**W**	**LM OUT**
FL	4000K	80	25,9	2162	80	33,9	2850
WF	4000K			2392			3114

CE IP 65 CLASE I AI IK 06 960º 1-10V PUSH TRIAC DALI lm K WB CRI TW OPAL + INFO

Mun Dark IP65

/TECHNICAL *information*

MUN DARK IP65



Ø140 **Ø200**

DIMENSIONES DIMENSIONS

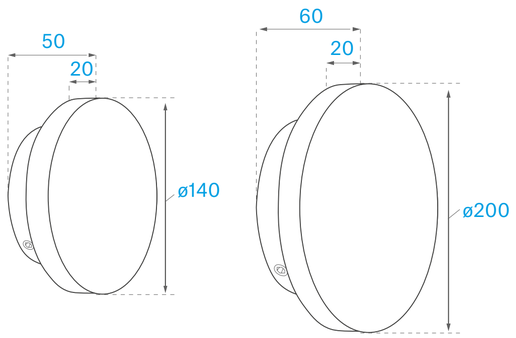

Ø140 **Ø200**

TABLA DE CONFIGURACIÓN CONFIGURATION TABLE TABLE DE CONFIGURATION

Crea el código de la referencia a partir de la información técnica. Create reference code from the technical information. Crée le code de référence à partir des informations techniques.

FAMILIA FAMILY FAMILLE		**INSTALACIÓN** INSTALLATION		**DIÁMETRO** DIAMETER DIAMÈTRE		**Lm LED/m**		**IP**		**IP**		**K**		**EQUIPO** GEAR ALIMENTATION		**ACABADOS** FINISHES FINITIONS	
MD1	Mun Dark	**SF**	Surface	**140** **200**	Ø140mm Ø200mm	**01**	1000lm	**65**	IP65	**8**	80	**30**	3000K	**N**	ON/OFF	**B** **W**	Black White
MD1		**SF**		**140**		**01**		**65**		**8**		**30**		**N**		**W**	

CURVA FOTOMÉTRICA PHOTOMETRIC CURVE CORUBE PHOTOMÉTRIQUE

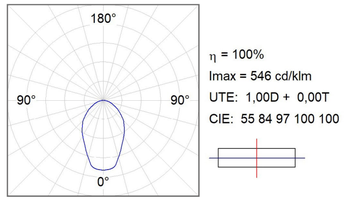

η = 100%
Imax = 546 cd/klm
UTE: 1,00D + 0,00T
CIE: 55 84 97 100 100

TABLA DE FLUJOS Y POTENCIA FLOW AND POWER TABLE TABLEAU DES FLUX ET PUISSANCES

MUN DARK IP65		Ø140			Ø200		
		CRI	**W**	**LM OUT**	**CRI**	**W**	**LM OUT**
WH	3000K	80	6,8	440	80	9,1	630
BK				370			540

Niu

/TECHNICAL *information*

NIU



DIMENSIONES DIMENSIONS

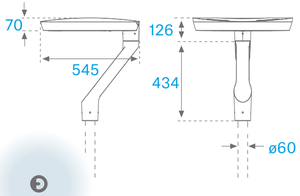

Symmetric

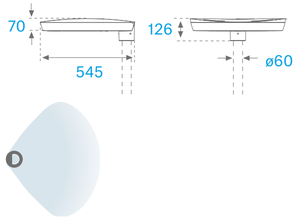

Street

TABLA DE CONFIGURACIÓN CONFIGURATION TABLE TABLE DE CONFIGURATION

Crea el código de la referencia a partir de la información técnica. Create reference code from the technical information. Crée le code de référence à partir des informations techniques.

FAMILIA FAMILY FAMILLE		Lm LED/m		CLASE CLASS		ÓPTICA OPTICS OPTIQUE		CRI		K		EQUIPO GEAR ALIMENTATION		ACABADOS FINISHES FINITIONS	
NI1	Niu	**45** **90**	4500lm 9000lm	**1** **2**	I II	**SY** **ST**	Symmetric Street	**7**	70	**40**	4000K	**N**	ON/OFF	**G**	Grey 03
NI1		**45**		**1**		**SY**		**7**		**40**		**N**		**G**	

CURVA FOTOMÉTRICA PHOTOMETRIC CURVE CORUBE PHOTOMÉTRIQUE

SY

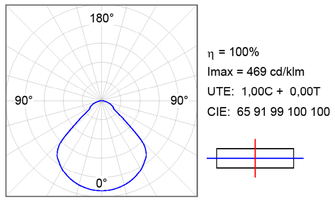

η = 100%
Imax = 469 cd/klm
UTE: 1,00C + 0,00T
CIE: 65 91 99 100 100

ST

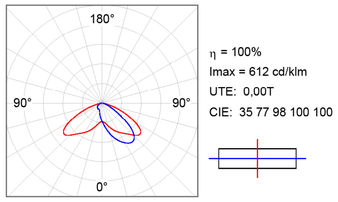

η = 100%
Imax = 612 cd/klm
UTE: 0,00T
CIE: 35 77 98 100 100

TABLA DE FLUJOS Y POTENCIA FLOW AND POWER TABLE TABLEAU DES FLUX ET PUISSANCES

NIU		4500lm			9000lm		
		CRI	**W**	**LM OUT**	**CRI**	**W**	**LM OUT**
SY	4000K	70	52	4068	70	104	8013
ST				3439			6737

STREET

CE IP 66 IK 10 AI GLASS 960° LED 4000°K 0% ULOR PUSH TRIAC DALI lm K CRI TW OPAL +INFO

ACCESORIOS ACCESSORIES ACCESSOIRES

STREET



BRAZO FINAL Ø60MM
FINAL ARM Ø60MM
BRAS FINAL Ø60MM

REF.
NIARED60G



SOPORTE A BÁCULO
SUPPORT THE SEAT
SUPPORT À BAC

REF.	
NIPOBR48G	ø48mm
NIPOBR60G	ø60mm



BRAZO A PARED
ARM TO WALL
BRAS AU MUR

REF.
NIAR650G



ABRAZADERA COLUMNA 60-135MM
COLUMN ADAPTER Ø76MM
ADAPTATEUR DE COLONNE Ø76MM

REF.
NIPOBR135G

SYMMETRIC



ADAPTADOR COLUMNAS Ø76MM
COLUMN ADAPTER Ø76MM
ADAPTATEUR DE COLONNE Ø76MM

REF.
NIPOAD76G

Owl

/TECHNICAL *information*

OWL



DIMENSIONES DIMENSIONS

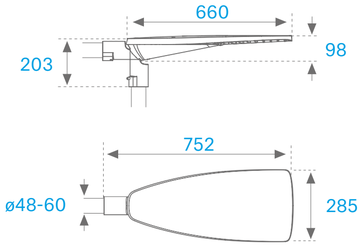

TABLA DE CONFIGURACIÓN CONFIGURATION TABLE TABLE DE CONFIGURATION

Crea el código de la referencia a partir de la información técnica.
Create reference code from the technical information.
Crée le code de référence à partir des informations techniques.

FAMILIA FAMILY FAMILLE		**Lm LED/m**		**CLASE** CLASS		**ÓPTICA** OPTICS OPTIQUE		**CRI**		**K**		**EQUIPO** GEAR ALIMENTATION		**ACABADOS** FINISHES FINITIONS	
OW1	Owl	**05** **09** **13** **18**	4800lm 8500lm 12500lm 17500lm	**1** **2**	I II	**ST**	Street	**8**	80	**30** **40**	3000K 4000K	**N**	ON/OFF	**G**	Grey 03
OW1		**05**		**1**		**ST**		**7**		**40**		**N**		**G**	

CURVA FOTOMÉTRICA PHOTOMETRIC CURVE CORUBE PHOTOMÉTRIQUE

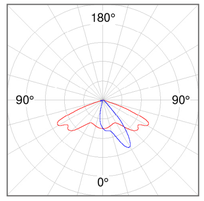

η = 100%
Imax = 855 cd/klm
UTE: 1,00E + 0,00T
CIE: 40 78 99 100 100



TABLA DE FLUJOS Y POTENCIA FLOW AND POWER TABLE TABLEAU DES FLUX ET PUISSANCES

OWL		4800lm			8500lm			12500lm			17500lm		
		CRI	**W**	**LM OUT**	**CRI**	**W**	**LM OUT**	**CRI**	**W**	**LM OUT**	**CRI**	**W**	**LM OUT**
ST	3000K	80	37,6	3871	80	68	7789	80	103	11228	80	135	14762
	4000K												

ACCESORIOS ACCESSORIES ACCESSOIRES



BRAZO A PARED OWL
OWL ARM TO WALL
BRAS AU MUR OWL

REF.

OWAR1000G



POSIBILIDAD DE OTRAS ÓPTICAS
POSSIBILITY OF OTHER OPTICS
POSSIBILITÉ D'AUTRES OPTIQUES

CE IP 66 IK 07 AI GLASS 960° LED 4000 K max. 10° 0° max. 10° 0% ULOR PUSH TRIAC DALI lm K CRI OPAL INFO



PUCK
Integrated

Integrated handrail lighting system

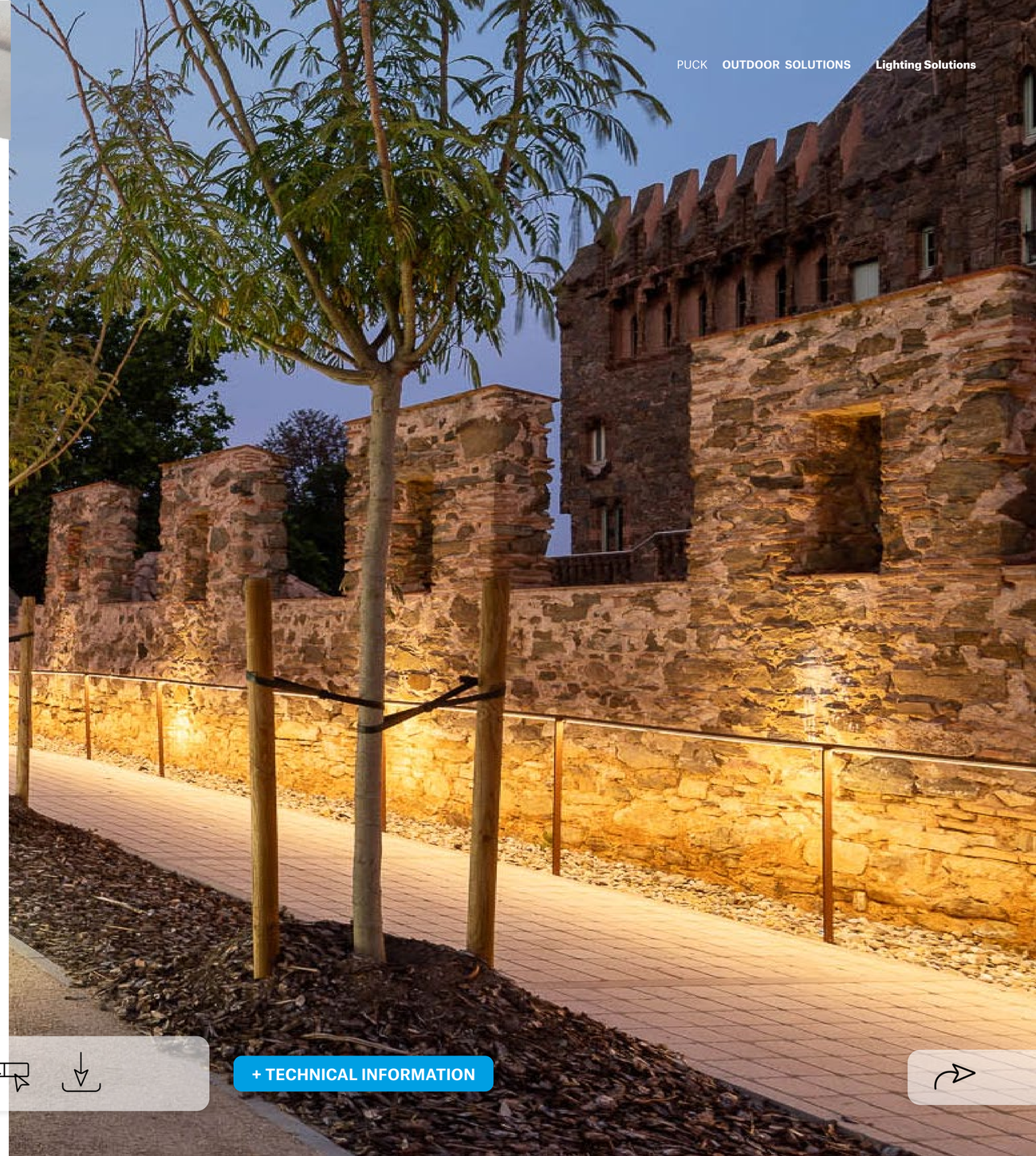

+ TECHNICAL INFORMATION

DURABILITY

- Luminaire with a corrosion-resistant 316 V4A stainless steel body.
- Suitable for installation in marine environments.
- Suitable for outdoor installation, IP66 watertightness rating.
- IK10 vandalism resistant.
- Useful life of 50,000 hours (L80 B10).





VERSATILE INTEGRATION

- Lighting system for integration into railings (round profile).
- Suitable for both indoor and outdoor installations.
- Stainless steel luminaire with polycarbonate lens specially developed for handrail applications, with various photometric distribution options (Symmetrical; Double symmetrical; Asymmetrical).
- Colour rendering index CRI > 80 and colour temperature options of 3000 K and 4000 K available.
- Efficiency: up to 123 lm/W.



Wurzburg University, Germany

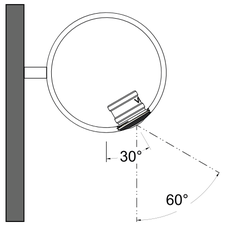

Symmetrical distribution



MP1201501

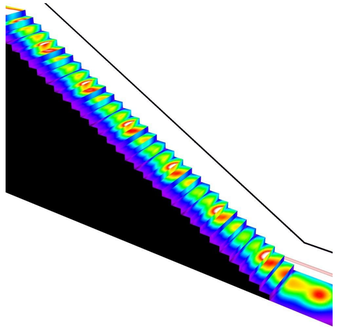

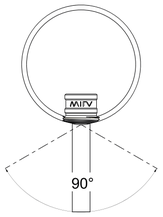

Double symmetrical distribution



MP1201503

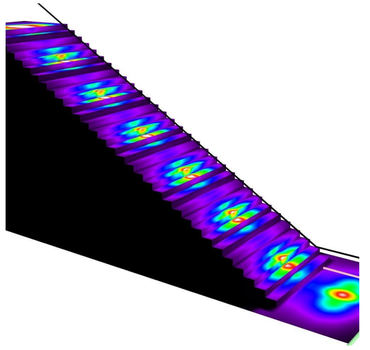





Halle District Cour, Germany

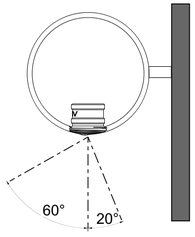

Unilateral distribution



MP1201505

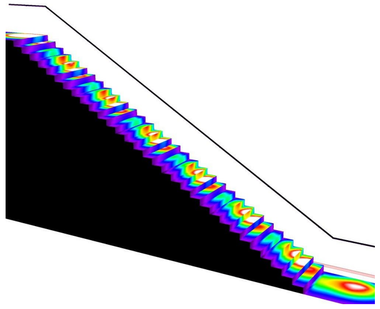



Puck

/TECHNICAL *information*

+ FAMILY PRESENTATION

PUCK CURVED



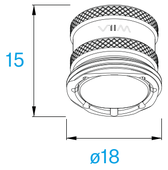

REF.	DESCRIPCIÓN
MP1201501-70-27	PUCK XT CURVED 2700K ONE SIDE 1.5W
MP1201501-70-30	PUCK XT CURVED 3000K ONE SIDE 1.5W
MP1201501-70-40	PUCK XT CURVED 4000K ONE SIDE 1.5W
MP1201503-70-27	PUCK XT CURVED 2700K SYM 1.5W
MP1201503-70-30	PUCK XT CURVED 3000K SYM1.5W
MP1201503-70-40	PUCK XT CURVED 4000K SYM 1.5W
MP1201505-70-27	PUCK XT CURVED 2700K ASYM 1.5W
MP1201505-70-30	PUCK XT CURVED 3000K ASYM 1.5W
MP1201505-70-40	PUCK XT CURVED 4000K ASYM 1.5W

ACCESORIOS ACCESSORIES ACCESSOIRES

REF.	DESCR.
MP-002	Pliers/disk crimping tools
MP-003	Gel connectors (2 required per disk)
MP-004	Loctite 243 10ml bottle
MP-011	Puck xt insertion tool
MPPSU001D-SELV	Driver 500 mA Dip Swatches 4 to 18 DALI-2 Dimmable
MPXTPSU002A500-D	Driver 500 mA Pre-programmed 19 to 50 DALI Dimmable

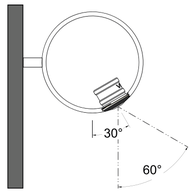

Symmetrical distribution (ONE SIDED)

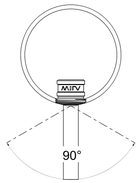

Double symmetrical distribution (DBL SIDED)

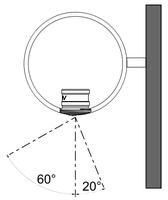

Asymmetrical distribution (ASYM)



MP1201501



MP1201503



MP1201505

TABLA DE FLUJOS Y POTENCIA
FLOW AND POWER TABLE
TABLEAU DES FLUX ET PUISSANCES

PUCK CURVED		CRI	W	LM OUT
ONE S	2700K	80	1,5	165
	3000K			169
	4000K			177
DLS S	2700K			166
	3000K			170
	4000K			185
ASYM	2700K			156
	3000K			159
	4000K			169

MP-011



Installation view



CURVA FOTOMÉTRICA
PHOTOMETRIC CURV
CORUBE PHOTOMÉTRIQUE

SY

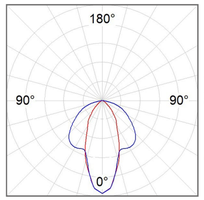

η = 95%
Imax = 726 cd/klm
UTE: 0,95D + 0,00T
CIE: 59 87 98 100 95

SY

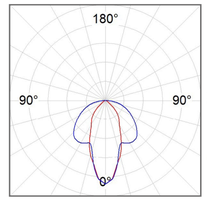

η = 94%
Imax = 655 cd/klm
UTE: 0,94D + 0,00T
CIE: 54 83 96 100 94

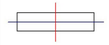

AS

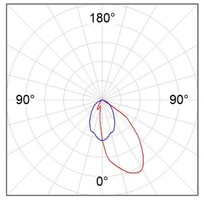

η = 100%
Imax = 861 cd/klm
UTE: 1,00D
CIE: 59 90 99 100 100

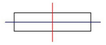

CE | IP 66 | IK 07 | AI | GLASS | 960° | LED 3000 K | LED 4000 K | ULOR | PUSH | TRIAC | DALI | K | CRI | OPAL | INFO

PUCK STRAIGHT



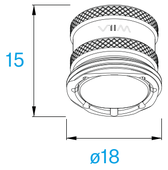

REF.	DESCRIPCIÓN
MP1201513-70-27	PUCK XT STRAIGHT 2700K SYM 1.5W
MP1201513-70-30	PUCK XT STRAIGHT 3000K SYM 1.5W
MP1201513-70-40	PUCK XT STRAIGHT 4000K SYM 1.5W
MP1201511-70-27	PUCK XT STRAIGHT 2700K ASYM 1.5W
MP1201511-70-30	PUCK XT STRAIGHT 3000K ASYM 1.5W
MP1201511-70-40	PUCK XT STRAIGHT 4000K ASYM 1.5W

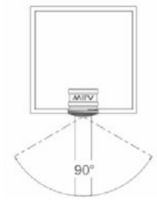

Double Sided Beam

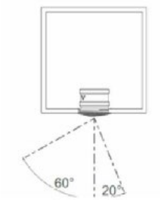

Asymmetric Beam





CURVA FOTOMÉTRICA
PHOTOMETRIC CURV
CORUBE PHOTOMÉTRIQUE

SYM

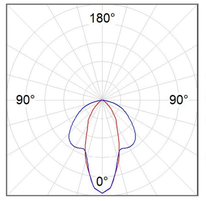

η = 95%
Imax = 726 cd/klm
UTE: 0,95D + 0,00T
CIE: 59 87 98 100 95

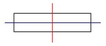

ASYM

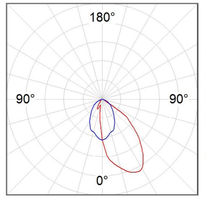

η = 100%
Imax = 861 cd/klm
UTE: 1,00D
CIE: 59 90 99 100 100



ACCESORIOS ACCESSORIES ACCESSOIRES

REF.	DESCR.
MP-002	Pliers/disk crimping tools
MP-003	Gel connectors (2 required per disk)
MP-004	Loctite 243 10ml bottle
MP-011	Puck xt insertion tool
MPPSU001D-SELV	Driver 500 mA Dip Swatches 4 to 18 DALI-2 Dimmable
MPXTPSU002A500-D	Driver 500 mA Pre-programmed 19 to 50 DALI Dimmable

TABLA DE FLUJOS Y POTENCIA
FLOW AND POWER TABLE
TABLEAU DES FLUX ET PUISSANCES

PUCK		CRI	W	LM OUT
SYM	2700K	80	1,5	165
	3000K			170
	4000K			185
ASYM	2700K			150
	3000K			156
	4000K			169



SETI
Vertical

*More than a **sculpture***

More than an outdoor bollard, Seti is a lighting system designed to be installed vertically, with the aim of covering an endless number of construction possibilities and lighting formats.





+ TECHNICAL INFORMATION

VARIETY OF FINISHES

Different finishes and combinations with black-and-white and anthracite-and-black. The product is finished differently on the inside and outside, generating a distinct perception of the different planes. Customisable colours.

LIGHTING APPLICATION AND OPTICS

Applications
- Single: lights up the horizontal plane unidirectionally.
- Double: lights up the horizontal plane bidirectionally.

Optics
- Spot: illuminates horizontal surfaces with high contrast between illuminated and non-illuminated areas.
- Soft: the product gains presence and generates a more diffused light on the horizontal surface.

SUSTAINABILITY

Manufactured with 80–85% recycled extruded aluminium, reducing carbon footprint and environmental impact.

+ TECHNICAL INFORMATION

MODELOS MODELS MODÈLES	**Seti**
DIMENSIONES DIMENSIONS	500 / 900 / 1200mm (Individual/Double)
LM LED	200-1000lm
IRC CRI	80
ÓPTICA OPTICS OPTIQUES	SOFT SPOT
TEMPERATURA DE COLOR COLOR TEMPERATURE TEMPÉRATURE DE COULEUR	3000K
EQUIPO GEAR ALIMENTATION	ON/OFF
POTENCIA POWER POUVOIR	10W
ACABADOS EXTERIORES EXTERIOR FINISHES FINITIONS DE L'EXTÉRIEUR	Black 03 Anthracite 01
ACABADOS LUMINARIA LUMINAIRE FINISHES FINITION DES LUMINAIRES	Black White

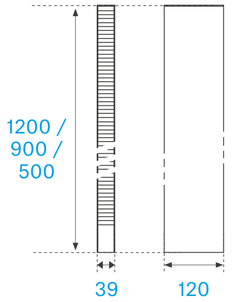

SOFT

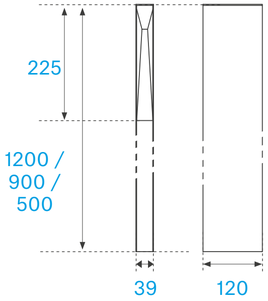

SPOT

+ TECHNICAL INFORMATION

Seti

/TECHNICAL *information*

SETI



Soft



Spot

DIMENSIONES DIMENSIONS

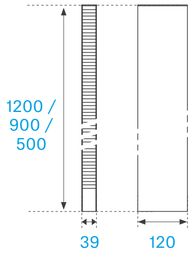

SOFT

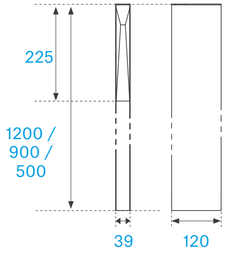

SPOT

TABLA DE CONFIGURACIÓN CONFIGURATION TABLE TABLE DE CONFIGURATION

Crea el código de la referencia a partir de la información técnica. Create reference code from the technical information. Crée le code de référence à partir des informations techniques.

FAMILIA FAMILY FAMILLE		**DIMENSIONES** DIMENSIONS		**ÓPTICA** OPTICS OPTIQUE		**Lm LED/m**		**ÓPTICA** OPTICS OPTIQUE		**K**		**EQUIPO** GEAR ALIMENTATION		**ACABADOS EXT.** FINISHES FINITIONS		**ACABADOS EXT.** FINISHES FINITIONS	
SE1	Seti	**050**	500mm	**I**	Individual	**02**	1000lm	**SO**	Soft	**30**	3000K	**N**	ON/OFF	**B**	Black 03	**B**	Black
				D	Double	**03**	300lm	**SP**	Spot					**A**	Anthracite 01	**W**	White
		090	900mm	**I**	Individual	**05**	500lm										
				D	Double												
		120	1200mm	**I**	Individual	**07**	700lm										
				D	Double	**10**	1000lm										
SE1		**050**		**I**		**02**		**SO**		**30**		**N**		**B**		**B**	

IP 65 · IK 08 · AI · PC DIFUSER · 960° · LED 3000 K · 1-10V · PUSH · TRIAC · DALI · lm · K · CRI · TW · INFO

CURVA FOTOMÉTRICA PHOTOMETRIC CURVE CORUBE PHOTOMÉTRIQUE

SETI SOFT 500

IND

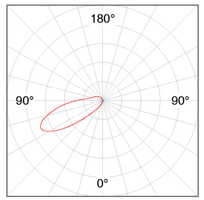

η = 100%
Imax = 1058 cd/klm
UTE: 0,25T
CIE: 18 41 80 75 100



DOU

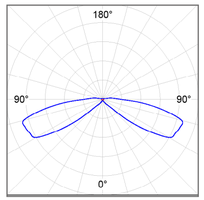

η = 100%
Imax = 859 cd/klm
UTE: 0,11T
CIE: 8 30 77 89 100

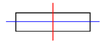

SETI SOFT 900

IND

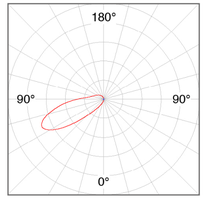

η = 100%
Imax = 1058 cd/klm
UTE: 0,25T
CIE: 18 41 80 75 100



DOU

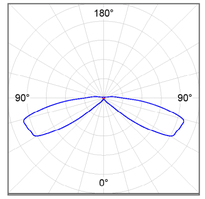

η = 100%
Imax = 859 cd/klm
UTE: 0,11T
CIE: 8 30 77 89 100



SETI SOFT 1200

IND

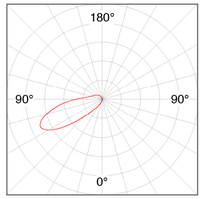

η = 100%
Imax = 1058 cd/klm
UTE: 0,25T
CIE: 18 41 80 75 100



DOU

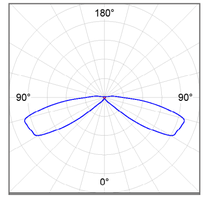

η = 100%
Imax = 859 cd/klm
UTE: 0,11T
CIE: 8 30 77 89 100

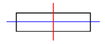

SETI SPOT 500

IND

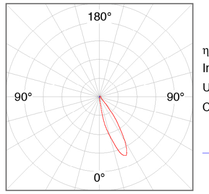

η = 100%
Imax = 5112 cd/klm
UTE: 0,81B + 0,19T
CIE: 74 88 94 81 100



DOU

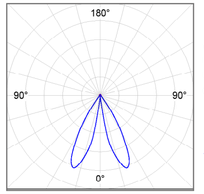

η = 100%
Imax = 3288 cd/klm
UTE: 0,87B + 0,14T
CIE: 83 92 96 87 100



SETI SPOT 900

IND

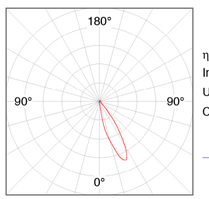

η = 100%
Imax = 5112 cd/klm
UTE: 0,81B + 0,19T
CIE: 74 88 94 81 100



DOU

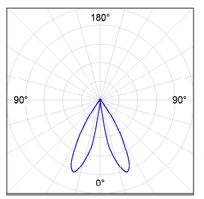

η = 100%
Imax = 3288 cd/klm
UTE: 0,87B + 0,14T
CIE: 83 92 96 87 100



SETI SPOT 1200

IND

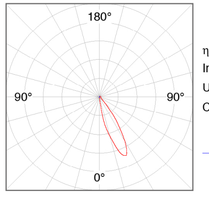

η = 100%
Imax = 5112 cd/klm
UTE: 0,81B + 0,19T
CIE: 74 88 94 81 100



DOU

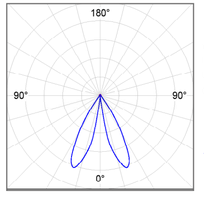

η = 100%
Imax = 3288 cd/klm
UTE: 0,87B + 0,14T
CIE: 83 92 96 87 100



SETI

TABLA DE FLUJOS Y POTENCIA FLOW AND POWER TABLE TABLEAU DES FLUX ET PUISSANCES

SETI SOFT		200lm			300lm			500lm			700lm			1000lm		
		CRI	W	LM OUT	CRI	W	LM OUT	CRI	W	LM OUT	CRI	W	LM OUT	CRI	W	LM OUT
IND B/W	3000K	80	3,4	41				80	6,8	87	80	9,4	116			
IND A/B				20						43			92			
DOU B/W					80	3,9	49		6,4	86				80	13	185
DOU A/B							28			49						106

SETI SPOT		200lm			300lm			500lm			700lm			1000lm		
		CRI	W	LM OUT	CRI	W	LM OUT	CRI	W	LM OUT	CRI	W	LM OUT	CRI	W	LM OUT
IND B/W	3000K	80	4,7	107				80	4,7	130	80	4,7	130			
IND A/B				80						97			97			
DOU B/W					80	9,2	261		9,2	261				80	9,2	261
DOU A/B							195			195						195

SHOT
Purity



*Technical **purity***

On the basis of technical premises in terms of luminaire performance and maintenance, a geometry was designed for strictly functional reasons, such as heat dissipation, without adding superfluous elements.



+ TECHNICAL INFORMATION

FUNCTIONAL DESIGN

The spotlight geometry is purely functional, with a refined aesthetic and a focus on technical efficiency. Based on technical considerations, the shape of each spotlight closely follows the function it performs, resulting in a coherent and highly efficient design.

Five spotlight models designed to cover a wide range of possibilities, from the most compact to the most powerful, offering solutions tailored to a variety of needs.

In addition, a range of accessories are included to allow arm, pole or surface mounting, providing flexibility and adaptability in different application contexts.



IMPROVED EFFICIENCY

The third generation Shot 290 and Shot 380 go from an average of 89.6 lm/W to 136 lm/W, a 50% improvement in efficiency.



+ TECHNICAL INFORMATION

MODELOS MODELS MODÈLES	**80** **Micro**	**120**	**120 Bracket**	**120** **Pole**	**180**	**290**	**380**
LM LED	900lm	1500-3800lm	1500-3800lm	1500-3800lm	5000-7200lm	5500lm	8000-10000lm
IRC CRI	80	80	80	80	80	80	80
ÓPTICA OPTICS OPTIQUES	SPOT 19º MF 28º	SPOT 11º MF 24º	SPOT 11º MF 24º	SPOT 11º MF 24º	SPOT 11º MF 24º ST	SPOT 13º MF 28º VW 86º ST	SPOT 13º MF 28º VW 86º ST
TEMPERATURA DE COLOR COLOR TEMPERATURE TEMPÉRATURE DE COULEUR	3000K 4000K	3000K 4000K	3000K 4000K	3000K 4000K	3000K 4000K	3000K 4000K	3000K 4000K
EQUIPO GEAR ALIMENTATION	ON/OFF NO GEAR	ON/OFF	ON/OFF	ON/OFF	ON/OFF	ON/OFF	ON/OFF
POTENCIA POWER POUVOIR	9W	12-36W	12-36W	12-36W	41-61W	48W	51-83W
ACABADOS LUMINARIA LUMINAIRE FINISHES FINITION DES LUMINAIRES	Grey 03 Anthracite	Grey 03 Anthracite	Grey 03 Anthracite	Grey 03 Anthracite	Grey 03 Anthracite	Grey 03 Anthracite	Grey 03 Anthracite

ON/OFF

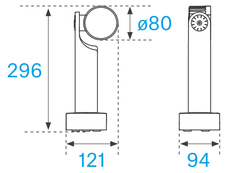

NO GEAR

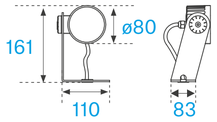

80

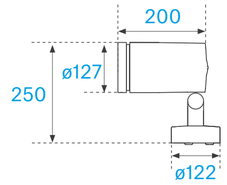

BRACKET

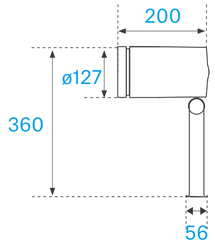

POLE

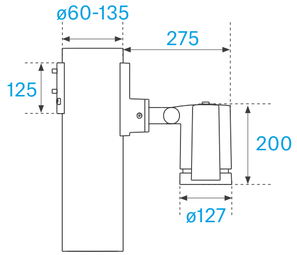

120

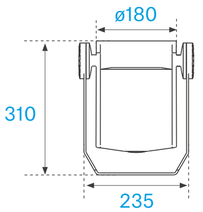

180

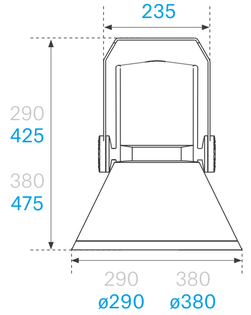

290 & 380

+ TECHNICAL INFORMATION

Shot

/TECHNICAL *information*

SHOT 80



On/Off



Ref: DRV6721700N

No Gear

DIMENSIONES DIMENSIONS

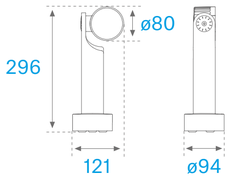

On/Off

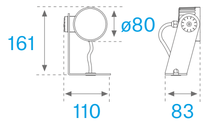

No gear

TABLA DE CONFIGURACIÓN CONFIGURATION TABLE TABLE DE CONFIGURATION

Crea el código de la referencia a partir de la información técnica.
Create reference code from the technical information.
Crée le code de référence à partir des informations techniques.

FAMILIA FAMILY FAMILLE		**Lm LED/m**		**ÓPTICA** OPTICS OPTIQUE		**K**		**EQUIPO** GEAR ALIMENTATION		**ACABADOS** FINISHES FINITIONS	
MC2	Shot 80	**09**	900lm	**SP**	SP 19º	**30**	3000K	**N**	ON/OFF	**G**	Grey 03
				MF	MFL 28º	**40**	4000K	**0**	NO GEAR	**A**	Anthracite 01
MC2		**09**		**SP**		**30**		**N**		**G**	

CURVA FOTOMÉTRICA PHOTOMETRIC CURVE CORUBE PHOTOMÉTRIQUE

SP

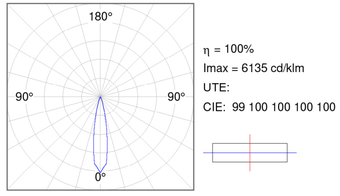

η = 100%
Imax = 6135 cd/klm
UTE:
CIE: 99 100 100 100 100

MF

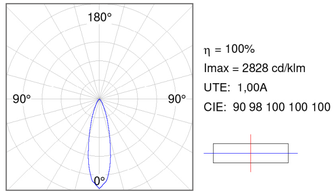

η = 100%
Imax = 2828 cd/klm
UTE: 1,00A
CIE: 90 98 100 100 100

TABLA DE FLUJOS Y POTENCIA FLOW AND POWER TABLE TABLEAU DES FLUX ET PUISSANCES

SHOT 80		200lm		
		CRI	**W**	**LM OUT**
SP	3000K	80	9,4	720
	4000K			
MF	3000K			609
	4000K			

ACCESORIOS ACCESSORIES ACCESSOIRES



ARO EMPOTRAMIENTO FALSO TECHO Y MARCO EMBELLECEDOR
ARO EMPOTRAMIENTO FALSO TECHO Y MARCO EMBELLECEDOR
ARO EMPOTRAMIENTO FALSO TECHO Y MARCO EMBELLECEDOR

REF.	COLOR
MCSC82B	●



CAJA DE EMPOTRAMIENTO
PACKAGING BOX
BOÎTE DE CHARGEMENT

1 LUM.	COLOR
MCSPN ●	●

● **Tratamiento anticorrosivo bicromatado.**
Bichromate anti-corrosion treatment.
Traitement anticorrosion au bichromate

CE IP 65 IK 06 AI GLASS 960º DALI CRI INFO

SHOT 120



Shot 120



Shot 120 Bracket



Shot 120 Pole

DIMENSIONES DIMENSIONS

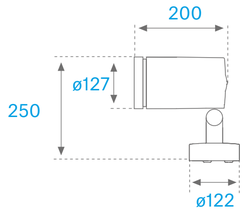

Shot 120

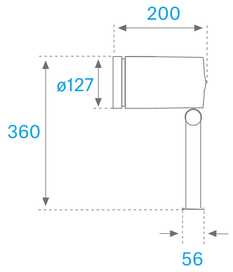

Shot 120 Bracket

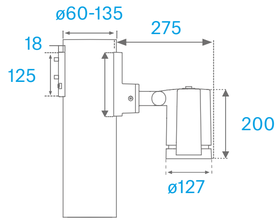

Shot 120 Pole

TABLA DE CONFIGURACIÓN CONFIGURATION TABLE TABLE DE CONFIGURATION

Crea el código de la referencia a partir de la información técnica. Create reference code from the technical information. Crée le code de référence à partir des informations techniques.

FAMILIA FAMILY FAMILLE		**Lm LED/m**		**ÓPTICA** OPTICS OPTIQUE		**CRI**		**K**		**EQUIPO** GEAR ALIMENTATION		**ACABADOS** FINISHES FINITIONS	
MN2	Shot 120	**15**	1500lm	**SP**	SP 11º	**8**	80	**30**	3000K	**N**	ON/OFF	**G**	Grey 03
		30	2900lm	**MF**	MFL 24º			**40**	4000K			**A**	Anthracite 01
MN2		**15**		**SP**		**8**		**30**		**N**		**G**	

FAMILIA FAMILY FAMILLE		**INSTALACIÓN** INSTALLATION		**Lm LED/m**		**ÓPTICA** OPTICS OPTIQUE		**CRI**		**K**		**EQUIPO** GEAR ALIMENTATION		**ACABADOS** FINISHES FINITIONS	
MN2	Shot 120	**BR**	Bracket	**15**	1500lm	**SP**	SP 11º	**8**	80	**30**	3000K	**N**	ON/OFF	**G**	Grey 03
				30	2900lm	**MF**	MFL 24º			**40**	4000K			**A**	Anthracite 01
		BJ	Pole	**40**	3800lm										
MN2		**BR**		**15**		**SP**		**8**		**30**		**N**		**G**	

SHOT 120

CURVA FOTOMÉTRICA PHOTOMETRIC CURVE CORUBE PHOTOMÉTRIQUE

SP

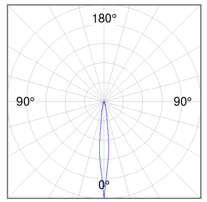

η = 99%
Imax = 14950 cd/klm
UTE:
CIE: 103 100 100 100 99



MF

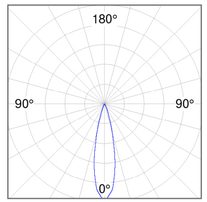

η = 100%
Imax = 4984 cd/klm
UTE:
CIE: 98 100 100 100 100



TABLA DE FLUJOS Y POTENCIA FLOW AND POWER TABLE TABLEAU DES FLUX ET PUISSANCES

SHOT 120		1500lm			2900lm			3800lm		
		CRI	W	LM OUT	CRI	W	LM OUT	CRI	W	LM OUT
SP	3000K	80	13,2	1146	80	23	2215	80	33,5	3032
	4000K									
MF	3000K			1097			2155			2937
	4000K									

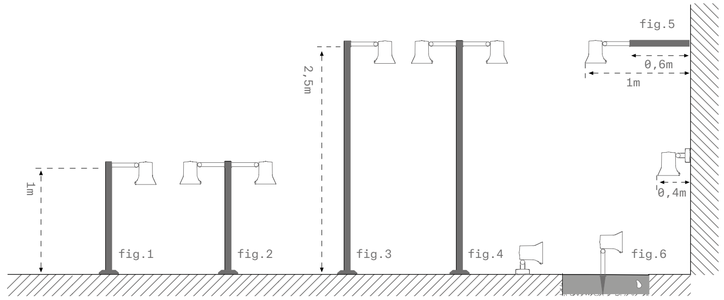

ACCESORIOS ACCESSORIES ACCESSOIRES



COLUMNA EN ALUMINIO (60 X 60 MM)
ALUMINUM COLUMN (60 X 60 MM)
COLONNE EN ALUMINIUM (60 X 60 MM)

Lm	REF.	COLOR	Fig.	Minishot	Pict.
1	MSPO1000G	●	1/2	1 o 2	
	MSPO1000A	●			
2,5	MSPO2500G	●	3/4		
	MSPO2500A	●			



ANCLAJE PARA HOMIGÓN MB
ANCHOR FOR MB HOMIGÓN
ANCRAGE POUR HOMIGÓN MB

1 LUM.	COLOR
MSFIC	●



ESTOQUE
STOKE
ESTOQUE

1 LUM.	COLOR	FIG.
MSSPM ●	●	6



PLANTILLA FIJACIÓN ANCLAJE COLUMNA
ANCHOR FIXING TEMPLATE COLUMN
GABARIT DE FIXATION D'ANCRAGE POUR COLONNE

1 LUM.	COLOR
MSFTSQG	●



SOPORTE PARA PARED 1M
SUPPORT MURAL 1M
WALL MOUNT 1M

1 LUM.	COLOR	FIG.
MSAR1000G	●	5
MSAR1000A	●	

● **Tratamiento anticorrosivo bicromatado.**
Bichromate anti-corrosion treatment.
Traitement anticorrosion au bichromate

SHOT 180



TABLA DE CONFIGURACIÓN CONFIGURATION TABLE TABLE DE CONFIGURATION

Crea el código de la referencia a partir de la información técnica.
Create reference code from the technical information.
Crée le code de référence à partir des informations techniques.

FAMILIA FAMILY FAMILLE		Lm LED/m		**ÓPTICA** OPTICS OPTIQUE		CRI		K		**EQUIPO** GEAR ALIMENTATION		**ACABADOS** FINISHES FINITIONS	
SH2	Shot 180	**50**	5000lm	**SP**	SP 11º	**8**	80	**30**	3000K	**N**	ON/OFF	**G**	Grey 03
		70	7200lm	**MF**	MFL 23-24º			**40**	4000K			**A**	Anthracite 01
				ST	Street			**40**	4000K				
SH2		**50**		**SP**		**8**		**30**		**N**		**G**	

DIMENSIONES DIMENSIONS

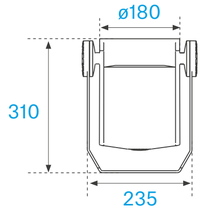

CURVA FOTOMÉTRICA PHOTOMETRIC CURVE CORUBE PHOTOMÉTRIQUE

SP

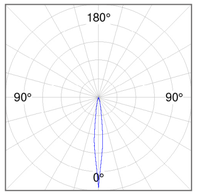

η = 99%
Imax = 14523 cd/klm
UTE:
CIE: 101 100 100 100 99

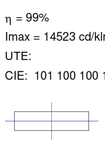

MF

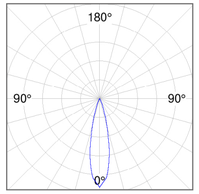

η = 100%
Imax = 4658 cd/klm
UTE: 1,00A + 0,00T
CIE: 96 100 100 100 100

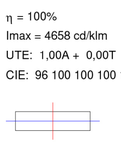

ST

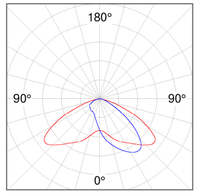

η = 100%
Imax = 437 cd/klm
UTE:
CIE: 36 78 98 100 100

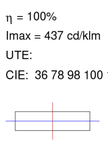

TABLA DE FLUJOS Y POTENCIA FLOW AND POWER TABLE TABLEAU DES FLUX ET PUISSANCES

SHOT 180		5000lm			7200lm		
		CRI	**W**	**LM OUT**	**CRI**	**W**	**LM OUT**
SP	3000K	80	41	4127	80	61,2	5419
	4000K						
MF	3000K			4112			5396
	4000K						
ST	4000K			3850			5050

CE IP 65 IK 05 CLASE I AI GLASS 960º ULOR PUSH TRIAC DALI lm K WB CRI TW OPAL INFO

ACCESORIOS ACCESSORIES ACCESSOIRES



VISERA ANTIDESLUMBRANTE
ANTI-GLARE VISOR
VISIÈRE ANTI-REFLET

1 LUM.	COLOR
SHSC184B	●

SISTEMA SHOT LED



ABRAZADERA DE ALUMINIO SHOT/FLUT PARA COLUMNA Ø120-130 MM
SHOT/FLUT ALUMINUM CLAMP FOR Ø120-130 MM COLUMN
COLLIER DE SERRAGE ALUMINIUM POUR COLONNE Ø120-130 MM

	1 LUM.	COLOR	FIG.
1 spot	**COARIN120G**	○	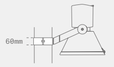
	COARIN120A	●	
2 spot	**COARDB120G**	○	
	COARDB120A	●	



SOPORTE FIJACIÓN SHOT / FLUT DE ALUMINIO PARA COLUMNA Ø60-135 MM
SHOT / FLUT ALUMINIUM MOUNTING BRACKET FOR Ø60-135 MM COLUMN
SUPPORT DE FIXATION SHOT / FLUT EN ALUMINIUM POUR COLONNE Ø60-135 MM

	1 LUM.	COLOR	FIG.
1 spot	**COARIN060G**	○	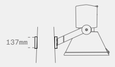
	COARIN060A	●	

SHOT 290 & 380 G3



Shot 290



Shot 380

TABLA DE CONFIGURACIÓN CONFIGURATION TABLE TABLE DE CONFIGURATION

Crea el código de la referencia a partir de la información técnica. Create reference code from the technical information. Crée le code de référence à partir des informations techniques.

FAMILIA FAMILY FAMILLE	**FORMATO** FORMAT	**Lm LED/m**	**ÓPTICA** OPTICS OPTIQUE	**CRI**	**K**	**EQUIPO** GEAR ALIMENTATION	**ACABADOS** FINISHES FINITIONS
SH3 Shot	**29** Ø290mm	**65** 5500lm	**SP** SP 13º **MF** MF 27º **VW** VWF 86º **ST** Street	**8** 80	**30** 3000K **40** 4000K	**N** ON/OFF	**G** Grey 03 **A** Anthracite 01
	38 Ø380mm	**07** 8000lm **10** 10000lm					
SH3	**29**	**65**	**SP**	**8**	**30**	**N**	**G**

DIMENSIONES DIMENSIONS

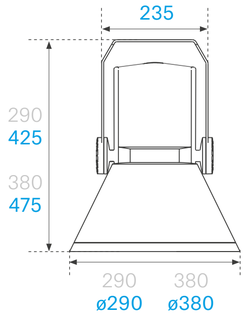



SHOT 290 & 380 G3

CURVA FOTOMÉTRICA PHOTOMETRIC CURVE CORUBE PHOTOMÉTRIQUE

SP

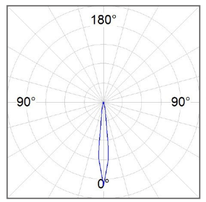

η = 99%
Imax = 10819 cd/klm
UTE: 0,99A
CIE: 87 100 100 100 99



MF

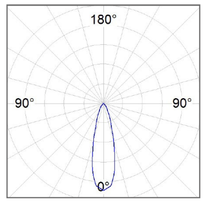

η = 100%
Imax = 2650 cd/klm
UTE: 1,00A
CIE: 90 98 100 100 100

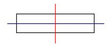

VWF

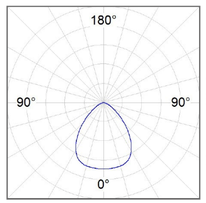

η = 100%
Imax = 517 cd/klm
UTE: 1,00C
CIE: 67 93 100 100 100

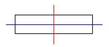

ST

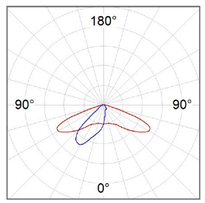

η = 100%
Imax = 811 cd/klm
UTE:
CIE: 36 77 100 100 100

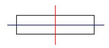

TABLA DE FLUJOS Y POTENCIA FLOW AND POWER TABLE TABLEAU DES FLUX ET PUISSANCES

SHOT 280		5500lm		
		CRI	W	LM OUT
SP	3000K	80	48	4220
	4000K			4541
MF	3000K			4757
	4000K			5063
VWF	3000K			4868
	4000K			5181
ST	3000K			4349
	4000K			4629

SHOT 390		8000lm			10000lm		
		CRI	W	LM OUT	CRI	W	LM OUT
SP	3000K	80	51,1	5148	80	59,5	7257
	4000K			5539			7809
MF	3000K			5703			8213
	4000K			6071			8743
VWF	3000K			5836			8405
	4000K			6213			8947
ST	3000K			5214			7509
	4000K			5550			7993

ACCESORIOS ACCESSORIES ACCESSOIRES



ANTIDESLUMBRANTE CIRCULAR 290
ANTI-GLARE CIRCULAR 290
CIRCULAIRE ANTI-SOMMEIL 290

REF.	COLOR
SH29SC297B	●

No vial models



ANTIDESLUMBRANTE CIRCULAR 380
ANTI-GLARE CIRCULAR 380
CIRCULAIRE ANTI-SOMMEIL 380

REF.	COLOR
SH38SC381B	●

No vial models

TRACE IP65
Form



Light reveals form

Looking for a way to illuminate spaces without revealing the light source, and inspired by the trail of light created by the moon during a solar eclipse, the result is a luminaire that reveals its shape when lit, creating a soft, diffused light that seems to emanate from the inside of a line.



+ TECHNICAL INFORMATION





Trace IP65

/TECHNICAL *information*

TRACE IP65



100



200 Sym





200 Asym

TABLA DE CONFIGURACIÓN CONFIGURATION TABLE TABLE DE CONFIGURATION

Crea el código de la referencia a partir de la información técnica. Create reference code from the technical information. Crée le code de référence à partir des informations techniques.

FAMILIA FAMILY FAMILLE		DIMENSIONES DIMENSIONS		FORMATO FORMAT		Lm LED/m		IP		ÓPTICA OPTICS OPTIQUE		CRI		K		EQUIPO GEAR ALIMENTATION		ACABADOS FINISHES FINITIONS	
TC1	Trace IP65	**10**	100mm	**H**	Horizontal	**01**	150lm	**65**	IP65	**SY**	Symmetric	**8**	80	**30**	3000K	**N**	ON/OFF	**B**	Black 07
		20	200mm	**H** **V**	Horizontal Vertical	**02**	150lm			**AS**	Asymmetric								
				V	Vertical	**02**	3000lm			**SY**	Symmetric								
TC1		**10**		**H**		**01**		**65**		**SY**		**8**		**30**		**N**		**B**	

DIMENSIONES DIMENSIONS

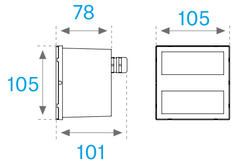

100

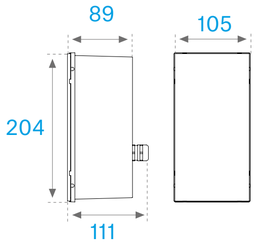

200



TRACE IP65

CURVA FOTOMÉTRICA PHOTOMETRIC CURVE CORUBE PHOTOMÉTRIQUE

100 SY

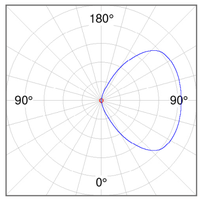

η = 100%
Imax = 337 cd/klm
UTE: 0,50T
CIE: 12 39 70 50 100

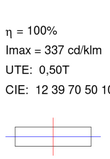

200 AS H

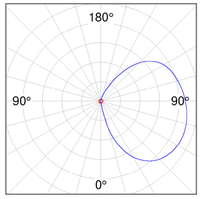

η = 100%
Imax = 365 cd/klm
UTE: 0,57J + 0,43T
CIE: 17 44 73 57 100



200 SY

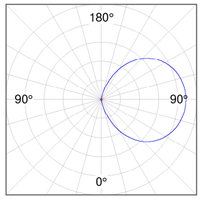

η = 100%
Imax = 354 cd/klm
UTE: 0,50T
CIE: 11 36 67 50 100

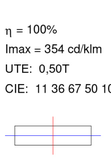

200 AS V

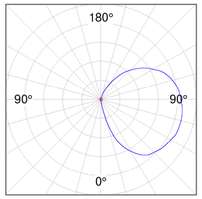

η = 100%
Imax = 358 cd/klm
UTE: 0,42T
CIE: 16 43 72 58 100



TABLA DE FLUJOS Y POTENCIA FLOW AND POWER TABLE TABLEAU DES FLUX ET PUISSANCES

TRACE IP65 100		150lm		
		CRI	W	LM OUT
SY	3000K	80	2,7	68

TRACE IP65 200		200lm			300lm		
		CRI	W	LM OUT	CRI	W	LM OUT
AS H	3000K	80	2,7	92			
AS V				94			
SY					80	4,1	156

ACCESORIOS ACCESSORIES ACCESSOIRES



CAJA EMPOTRAMIENTO TRACE 65 100
TRACE 65,100 STORAGE BOX
BOÎTE D'ENCASTREMENT TRACE 65 100

REF.	COLOR
TCREBO65100	●



CAJA EMPOTRAMIENTO TRACE 65 200
TRACE 65,200 STORAGE BOX
BOÎTE D'ENCASTREMENT TRACE 65 200

REF.	COLOR
TCREBO65200	●

Urban 100

/TECHNICAL *information*

URBAN 100



106 x 106

TABLA DE CONFIGURACIÓN CONFIGURATION TABLE TABLE DE CONFIGURATION

Crea el código de la referencia a partir de la información técnica. Create reference code from the technical information. Crée le code de référence à partir des informations techniques.

FAMILIA FAMILY FAMILLE	FORMATO FORMAT	Lm LED/m	IP	ÓPTICA OPTICS OPTIQUE	CRI	K	EQUIPO GEAR ALIMENTATION	ACABADOS FINISHES FINITIONS
UR1 Urban	**SQ** Square	**04** 400lm	**65** IP65	**AS** Asymmetric	**9** 90	**27** 2700K **30** 3000K	**N** ON/OFF	**G** Grey 03
UR1	**SQ**	**04**	**65**	**AS**	**9**	**30**	**N**	**G**

DIMENSIONES DIMENSIONS

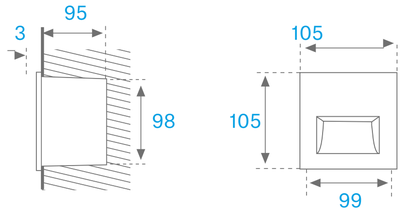

CURVA FOTOMÉTRICA PHOTOMETRIC CURVE CORUBE PHOTOMÉTRIQUE

AS

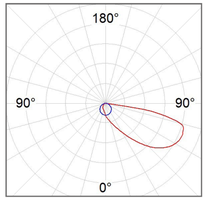

η = 100%
Imax = 833 cd/klm
UTE:
CIE: 23 56 90 100 100

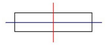

TABLA DE FLUJOS Y POTENCIA FLOW AND POWER TABLE TABLEAU DES FLUX ET PUISSANCES

URBAN 100		400lm		
		CRI	**W**	**LM OUT**
AS	2700K	80	1,7	113
	3000K			

CE IP 65 IK 07 CLASE I AI GLASS 960° LED + INFO

Xtrema

/TECHNICAL *information*

XTREMA G2



40



60

DIMENSIONES DIMENSIONS

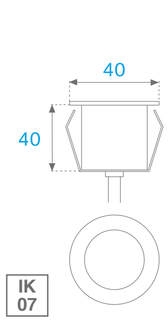

40

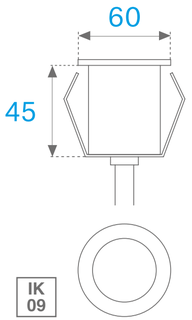

60

TABLA DE CONFIGURACIÓN CONFIGURATION TABLE TABLE DE CONFIGURATION

Crea el código de la referencia a partir de la información técnica.
Create reference code from the technical information.
Crée le code de référence à partir des informations techniques.

FAMILIA FAMILY FAMILLE		FORMATO FORMAT		Lm LED/m		IP		ÓPTICA OPTICS OPTIQUE		CRI		K		EQUIPO GEAR ALIMENTATION		ACABADOS FINISHES FINITIONS	
XT2	Xtrema	**40**	40mm	**01**	100lm	**67**	IP67	**WF**	WFL	**8**	80	**30**	3000K	**0**	Non included	**I**	Inox
		60	60mm	**03**	300lm							**40**	4000K				
XT2		**40**		**01**		**67**		**WF**		**8**		**30**		**0**		**I**	

● Driver 24V

CURVA FOTOMÉTRICA PHOTOMETRIC CURVE CORUBE PHOTOMÉTRIQUE

40

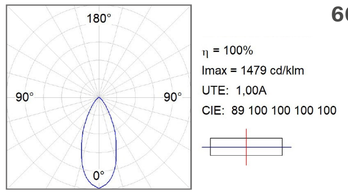

η = 100%
Imax = 1479 cd/klm
UTE: 1,00A
CIE: 89 100 100 100 100

60

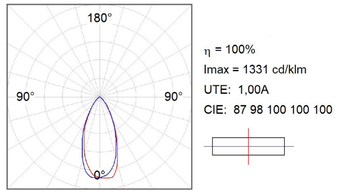

η = 100%
Imax = 1331 cd/klm
UTE: 1,00A
CIE: 87 98 100 100 100

TABLA DE FLUJOS Y POTENCIA FLOW AND POWER TABLE TABLEAU DES FLUX ET PUISSANCES

XTREMA		100lm			300lm		
		CRI	**W**	**LM OUT**	**CRI**	**W**	**LM OUT**
WF	3000K	80	1	85	80	3	174
	4000K						

ACCESORIOS ACCESSORIES ACCESSOIRES

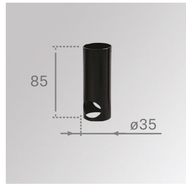

CAJA EMPOTRAMIENTO XTREMA 40
XTREMA 40 LOADING BOX
BOÎTE DE RANGEMENT XTREMA 40

REF.

X4BO36B



CAJA EMPOTRAMIENTO XTREMA 60
XTREMA 60 LOADING BOX
BOÎTE DE RANGEMENT XTREMA 60

REF.

X6BO56B



CONECTORES 4 POLOS IP67
CONNECTORS 4 POLES IP67
CONNECTEURS 4 PÔLES IP67

REF.

CT4P67N



DRIVER IP67
DRIVER IP67
PILOTE IP67

REF.

DRV6710024N

DRV6710024D

General Acc. Outdoor

/TECHNICAL *information*

ACCESORIOS ACCESSORIES ACCESSOIRES

VIAL SYSTEM/MODELS



BRAZO FINAL INDIVIDUAL CORTO SHOT/FLUT
SHORT SINGLE FINAL ARM SHOT/FLUT
TIR/FLUTE COURT EN SIMPLE FINAL AU BRAS

REF.	COLOR	ømm.	FIG.
COARSHIN60G	●	60	1
COARSHIN60A	●		
COARSHIN76G	●	76	
COARSHIN76A	●		



BRAZO FINAL INDIVIDUAL LARGO SHOT/FLUT
LONG SINGLE FINAL ARM SHOT/FLUT
TIR FINAL SIMPLE LONG AU BRAS/FLUT

REF.	COLOR	ømm.	FIG.
COARLOIN60G	●	60	3
COARLOIN60A	●		
COARLOIN76G	●	76	
COARLOIN76A	●		



BRAZO FINAL DOBLE CORTO SHOT/FLUT
SHORT DOUBLE FINAL ARM SHOT/FLUT
COUP DE BRAS FINAL DOUBLE COURT/FLUT

REF.	COLOR	ømm.	FIG.
COARSHDB60G	●	60	2
COARSHDB60A	●		
COARSHDB76G	●	76	
COARSHDB76A	●		



BRAZO FINAL DOBLE LARGO SHOT/FLUT
DOUBLE LONG FINAL ARM SHOT/FLUT
DOUBLE LONG BRAS FINAL SHOT/FLUT

REF.	COLOR	ømm.	FIG.
COARLODB60G	●	60	4
COARLODB60A	●		
COARLODB76G	●	76	
COARLODB76A	●		



BRAZO INTERMEDIO INDIVIDUAL CORTO SHOT/FLUT
INTERMEDIATE SINGLE SHORT ARM SHOT/FLUT
INTERMÉDIAIRE TIR SIMPLE AU BRAS COURT/FLUT

REF.	COLOR	ømm.	FIG.
COARSHDB60G	●	Min. 80	5
COARSHDB60A	●	Máx. 120	



BRAZO INTERMEDIO INDIVIDUAL LARGO SHOT/FLUT
INTERMEDIATE SINGLE LONG ARM SHOT/FLUT
INTERMÉDIAIRE TIR SIMPLE AU BRAS LONG/FLUT

REF.	COLOR	ømm.	FIG.
COARLOINT080G	●	Min. 80	5
COARLOINT080A	●	Máx. 120	



BRAZO PARED LARGO SHOT/FLUT
LONG WALL ARM SHOT/FLUT
TIR/FLUTE AU BRAS LONG MUR

REF.	COLOR	ømm.	FIG.
FXARWAG	●	0,8	8
FXARWAA	●		

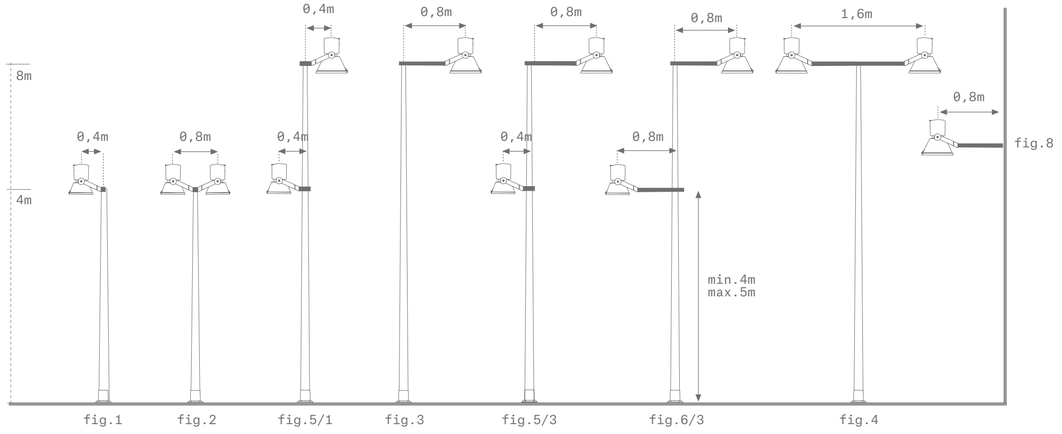

GENERAL TECHNICAL INFORMATION

LIGHTING IN WORKPLACES ACCORDING TO UNE STANDARD - EN 12464-1

TYPE OF ACTIVITY	LUX	UGRL	Ra
OFFICES			
Filing, copying	300	19	80
Writing, typing, reading, data processing	500	19	80
Technical drawing	750	19	80
CAD workstations	500	19	80
Conference and meeting rooms	500	19	80
Reception desk	300	22	80
RETAIL PREMISES			
Sales floor	300	22	80
Cash desk areas	500	19	80
Wrapping table	500	19	80
PUBLIC GATHERING SPACES			
Common areas			
Entrance lobbies	100	22	80
Cloakrooms	200	25	80
Halls	200	22	80
Ticket offices	300	22	80
Restaurants and hotels			
Reception, cash desk and concierge	300	22	80
Kitchens	500	25	80
Restaurant, dining room and meeting rooms	-	-	80
Conference rooms	500	19	80
Corridors	100	25	80
Trade fairs, exhibition halls, theatres, cinemas and concert halls			
Geneal lighting	300	22	80
Museums			
Non-light-sensitive exhibited works	Lighting determined by display requirements		
Light-sensitive exhibited works			
Libraries			
Shelving	200	19	80
Reading areas	500	19	80
Public service desks	500	19	80
Public car parks (indoor)			
Access or exit ramps (day)	300	25	80
Access or exit ramps (night)	75	25	80
Circulation lanes	75	25	80
Parking area	75	-	80
Tills	300	19	80
INDUSTRIAL AND CRAFT ACTIVITIES			
Agriculture			
Loading and product and machinery operations	200	25	80
Livestock buildings	50	-	40
Veterinary room, birthing stalls	200	25	80
Cement, cement articles, concrete, bricks			
Drying	50	28	20
Preparation of materials, work in ovens and mixers	200	28	40
Machine work in general, formwork	300	25	80

GENERAL TECHNICAL INFORMATION

LIGHTING IN WORKPLACES ACCORDING TO UNE STANDARD - EN 12464-1

TYPE OF ACTIVITY	LUX	UGRL	Ra
Ceramics, tiles, glass			
Drying	50	28	20
Preparation, working on machines in general	300	25	80
Glazing, laminating, pressing, firing	300	22	80
Grinding, engraving, polishing	750	19	80
Optical glass grinding	750	19	80
Precision work	1000	16	90
Manufacture of precious stones	1500	16	90
Plastics and rubber chemical industry			
Remote control processing facilities	50	-	20
Manual control processing facilities	150	28	40
Protected workstations in facilities	300	25	80
Precision measurement rooms, laboratories	500	19	80
Pharmaceutical and tyre production	500	22	80
Colour inspection	1000	16	90
Cutting, finishing, inspection	750	19	80
Electrical industry			
Manufacture of cable and threads, large coils	300	25	80
Small coils	750	19	80
Coil impregnation and galvanisation	300	25	80
Coarse assembly work (transformers)	300	25	80
Medium assembly work (meter box)	500	22	80
Fine assembly work (phones)	750	19	80
Precision assembly work (eq. measurement)	1000	16	80
Electronics workshops	1500	16	80
Food products and luxury food industry			
Workstations, beer factory	200	25	80
Washing and cleaning workstations	200	25	80
Cooking area workstations	200	25	80
Sugar factory workstations	200	25	80
Tobacco drying and fermenting workstations	200	25	80
Products sorting and washing	300	25	80
Workstations in critical slaughterhouse areas	500	25	80
Cutting and sorting of fruits and vegetables	300	25	80
Manufacture of delicatessen products	500	22	80
Inspection of glasses and bottles	500	22	80
Laboratories	500	19	80
Colour inspection	1000	16	80
Metal smelting and casting			
Pits, caves	50	-	20
Platforms	100	25	40
Sand preparation	200	25	80
Changing rooms	200	25	80
Dome and mixer workstations	200	25	80
Casting and machine moulding buildings	200	25	80
Hand and core moulding and pressure moulding	300	25	80
Model construction	500	22	80

GENERAL TECHNICAL INFORMATION

LIGHTING IN WORKPLACES ACCORDING TO UNE STANDARD - EN 12464-1

TYPE OF ACTIVITY	LUX	UGRL	Ra
Bakeries			
Preparation and baking ovens	300	22	80
Finishing, baking, decoration	500	22	80
Hair salons			
Hairdressing work	500	19	90
Jewellery making			
Work with precious stones	1500	16	90
Jewellery making	1000	16	90
Manual watch making	1500	16	80
Automatic watch making	500	19	80
Laundry and dry cleaning services			
Marking, classification of articles and washing	300	25	80
Dry cleaning, ironing and steam	300	25	80
Inspection and repairs	750	19	80
Leather and leather goods			
Work with dyes, barrels and wells	200	25	40
Cleaning and scrubbing of pelts	300	25	80
Tanning, shoe manufacture	500	22	80
Quality control	1000	19	80
Colour inspection	1000	16	90
Metal working and processing			
Open die forge	200	25	60
Hot stamping, welding	300	25	60
Toolmaking	750	19	60
Coarse assembly	200	25	80
Medium assembly	300	25	80
Fine assembly	500	22	80
Precision assembly	750	19	80
Galvanisation	300	25	80
Surface preparation and painting	750	25	80
Toolmaking, micro-mechanics	1000	19	80
Paper and paper articles			
Vertical and pulp mill	200	25	80
Paper manufacture and processing	300	25	80
Standard binding, folding, gluing	500	22	80
Electric power plants			
Boiler housing	100	28	40
Machine rooms	200	25	80
Printing presses			
Cutting, engraving, typography, clichés, printing	500	19	80
Paper classification and hand printing	500	19	80
Typeface adjustments, retouching, lithography	1000	19	80
Inspection of colours in printing, multicolour	1500	16	90
Steel and copper engraving	2000	16	80
Lamination, steelworks			
Product installation, no manual intervention	50	-	20
Product installation, continuous manual intervention	200	25	80

GENERAL TECHNICAL INFORMATION

LIGHTING IN WORKPLACES ACCORDING TO UNE STANDARD - EN 12464-1

TYPE OF ACTIVITY	LUX	UGRL	Ra
Kilns	200	25	20
Rolling mill, winding machine	300	25	40
Control platforms	300	22	80
Testing, measurement and inspection	500	22	80
Textile industry			
Workstations and service points	200	25	60
Carding, ironing, washing, combing	300	22	80
Spinning, folding, rolling, winding, weaving	500	22	80
Sewing, knitted fabric, seams, patterns	750	22	80
Finishing, dying	500	22	80
Drying room	100	28	60
Automatic fabric printing	500	25	80
Colour inspection, fabric control	1000	16	90
Invisible fabric repairs	1500	19	90
Vehicle manufacturing			
Bodywork and assembly	500	22	80
Painting, spraying, polishing	750	22	80
Painting, retouching, inspection	1000	19	80
Upholstery making	1000	19	80
Lumber and wood treatment industry			
Automatic board treatment, drying, and manufacture	50	28	40
Steam treatments	150	28	40
Joinery, glueing, assembly.	300	25	80
Polishing, painting, fine assemblies	750	22	80
Milling, fluting, straightening, grooving	500	19	80
Selecting wood panels	750	22	90
Marquetry work, wood inlays	750	22	90
Quality control, inspection	1000	19	90
EDUCATIONAL ESTABLISHMENTS			
Kindergartens, nurseries, educational buildings			
Classrooms, tutorial rooms	300	19	80
Classrooms for evening adult classes	500	19	80
Technical drawing classrooms	750	16	80
Practical classrooms, laboratories, workshops	500	19	80
Music, computer and language classrooms	300	19	80
Preparation classrooms and workshops	500	22	80
Entrance halls, common study classrooms	200	22	80
HOSPITALS, MEDICAL CONSULTATIONS, CLINICS			
Common rooms	200	22	80
Corridors (daytime)	200	22	80
Corridors (night time)	50	22	80
Diagnostic rooms, general lighting	500	19	90
Diagnostic rooms, visit or treatment lighting	1000	19	90
Operating theatre	1000	19	90
Pharmacy, laboratory, dentists	500	19	90
Intensive care	1000	19	90
Disinfection and sterilisation rooms	300	22	80

LUX: Average horizontal lighting level. Normally calculated at a height of approximately 85 cm from the floor, always in working areas and flush with the floor in circulation or passage areas.
UGR: Uniform internal glare index of the zone. It determines direct glare in any application according to the distribution of luminaires in relation to the characteristics of the area to be illuminated and the operator's point of observation.
Ra: Minimum colour rendering index of light sources.

GENERAL TECHNICAL INFORMATION

PICTOGRAPH

CLASE I	Luminaire in which, in addition to the main insulation, protection against electric shock is provided by the connection of conductive parts accessible to earth.
	Luminaire in which protection against electric shock does not rely on the main insulation but includes additional safety measures such as double insulation.
III	Luminaire in which protection against electric shocks is ensured by the safe extra-low voltage (ELV) power supply.
	Luminaires not suitable for covering with thermal insulation.
XX°	Maximum luminaire tilt angle.
XXX°	Maximum horizontal rotation angle of the luminaire.
XX° XX° XX° XX°	Maximum tilt angle on the two axes of a gimbal-mounted luminaire.
GLASS	Luminaire with built-in glass.
INOX AISI XXX	Stainless steel.
PC	Polycarbonate body.
PC	Recycled polycarbonate body.
Al	Aluminium body.
Al	Recycled aluminium body.
	Cataphoresis. Painting process designed to protect against corrosion.
XXX°	The material has successfully passed the glow thread test at the specified temperature.
ø XXX	Ground recessed diameter.
ø XXX	Ceiling cut-out diameter.
XXX x XXX	Rectangular ceiling cut-out measures.
Max XX mm	Maximum height of the panel to adapt the luminaire anchor

CE	CE self-certification
	Luminaire that requires gear, but does not have it built in.
c	TRIAC Trailing edge
	Outdoor luminaire for under-ceiling installation.
	Luminaire with end caps not incorporated.
	1m HO7RN-F (3x1.5) cable included.
Anod.	Anodised: Electrolytic passivation process for corrosion protection.
Group 0 EN 62471	Risk Classification 0 (Exempt Group) according to standard EN62471
TW	Luminaire with dynamic white light source (2700-6500 K)
	Suitable for saline environments
UGR <19	Glare index (Dimensions: 4H8H Reflectances 70/50/20)
WB	Wellbeing technology
PMMA DIFUSER	Methacrylate Diffuser
	Active Cooling. Model that incorporates active dissipation.
DALI	DALI gear.

CO-CREATION PICTOGRAPH

1-10V	Regulation 1-10V
PUSH	PUSH regulation
TRIAC	TRIAC regulation
DALI	DALI regulation
	Emergency battery
	Bluetooth control
LED RETAIL	LED for RETAIL (VW, meat, fish, bread, fruit)
	Other distributions
lm	Flux
K	Colour temperature
LED AMBER	Amber LED
CRI	Colour rendering index
TW	Dynamic white
L	Lengths
F	Formats
	Finishes
	Screen-printed finishes
	Integrated sensors
	Trimless installation
IP65	IP65
	Adapted for saline environments
OPAL	Opal diffuser
IK	IK 10 with PC Diffuser
	Exterior Installation
WB	Wellbeing technology

GENERAL TECHNICAL INFORMATION

IP CODE

Pursuant to EN 60598-1, luminaires are classified according to the degree of protection derived from their components. The nomenclature is symbolised by the letters IP followed by three digits, even if the first two digits are indicated.



1st digit
Protection of materials from penetration of solid foreign bodies and dust, and of persons against the voltage of luminaire components.

0 - Not protected.
1 - Protected against solid bodies larger than 50 mm.
2 - Protected against solid bodies larger than 12 mm.
3 - Protected against solid bodies larger than 2.50 mm.
4 - Protected against solid bodies larger than 1 mm.
5 - Protected against dust.
6 - Complete protection against dust.

2nd digit
Protection of the material from liquid penetration.

0 - Not protected.
1 - Protected against vertical water drops.
2 - Protected against drops falling at an angle of up to 15° from the vertical.
3 - Protected against rain.
4 - Protected against water splashes.
5 - Protected against water nozzle.
6 - Protected against wave impact.
7 - Protected against immersion.
8 - Submersible material.

IK CODE

A coding system used to indicate the degree of protection afforded by an enclosure against the harmful effects of mechanical shock.



IK	Impact energy (J)
IK00	0
IK01	0.15
IK02	0.2
IK03	0.35
IK04	0.5
IK05	0.7
IK06	1
IK07	2
IK08	5
IK09	10
IK10	20

LENSES

Superspot (SSP)	0º - 9º
Spot (SP)	10º - 19º
Medium Flood (MFL)	20º - 29º
Flood (FL)	30º -39º
Wide Flood (WFL)	40º - 69º
Very Wide Flood (VWFL)	>70º
Elliptical	12º x 30º
Street	-
Direct / Indirect	-
Opal	-
Prismatic	-
360°	-

COLOUR TEMPERATURES

K	Colour
5000K	Cool White
4000K	Neutral White
3500K	Active Warm
3000K	Warm White
2700K	Very Warm White
2700-6500 K	Tunable White

GENERAL TECHNICAL INFORMATION

FINISHES

BLACK: B	
Black 01	RAL 9005 BLACK
Black 02	RAL 9011 MATTE BLACK
Black 03	RAL 9011 TEXTURED BLACK
Black 04	RAL 9011 GLOSS BLACK
Black 05	RAL 7021 TEXT. MATTE
Black 06	CATAPHORESIS
ANTHRACITE: A	
Anthracite	ANTHRACITE
GREY: G	
Grey 01	RAL 9006
Grey 02	ANODISED MATT SILVER
Grey 03	SW GREY TEXTURED
STAINLESS STEEL: I	
Stainless steel 01	STAINLESS STEEL AISI 303
Stainless steel 02	STAINLESS STEEL AISI 304
CHROME: R	
Chrome 01	CHROME 01
WHITE: W	
White 01	RAL 9104 TEXTURED WHITE
White 02	RAL 9010 MATTE WHITE
White 03	RAL 9010 TEXTURED WHITE
White 04	RAL 9010 GLOSS WHITE
White 05	RAL 9016 TEXTURED WHITE
White 06	RAL 9016 MATTE WHITE

YELLOW: Y	
Yellow 01	RAL 1021 TEXTURED
COPPER: C	
Copper 01	MATTE COPPER
WELLBEING: 3	
4050-R90B	
1505-Y10R	
7024	
4030-B50G	
7001	
BE SOCIAL: 4	
4050-R90B	
1050-B10G	
7502-R	
2070-Y80R	
2011	
MATERIALITY: 1	
1505-Y10R	
7024	
3010-G	
2010-Y20R	
3013	

SPECIAL COLOURS

Colours other than those established in the price list are considered **special orders**. Please contact us for prices and delivery times. Depending on the application, there may be slight differences between the original colours and those obtained in certain products.

Affiliated to ECOTIC Foundation for the Environment, in application of Community Directive 2002/96/EC WEEE, for the recycling of waste from electrical and electronic lighting equipment. The ECO-WEEE management costs of the luminaires are covered by Lamp. For the bulbs used in some of our luminaires, the ECO-WEEE fee charged to us by the manufacturer is passed on.

The conditions for the return of lighting equipment apply to deliveries made by Lamp S.A.U., as set out below:

1. Any return not caused by a manufacturer's error requires prior authorisation from the company.
2. No returns of special material will be accepted, i.e., not charged at the current rate.
3. Returns must always make reference to the invoice and / or delivery note, with which it was supplied.
4. Returns will not be accepted for any material that is more than 90 days old, referring to the date of the supply invoice.
5. If the return of a product is expressly accepted, it must be in its original packaging, in its complete box, unopened and in good condition, as if it were a new product.
6. Goods must be returned carriage paid at the expense and risk of the customer.
7. Payment in respect of any authorised refund will be subject to a minimum deduction of 15% of the invoice amount.

LAMP
Worktitude for light

Lamp (04/2025)

Published by:
Lamp S.A.U

Coordination, Graphic Design, Layout and Drafting:
Lamp Marketing Dept.

HEADQUARTERS
Córdoba 16, 08226,
Terrassa (Barcelona)
SPAIN
T. +34 937 366 800
lamp@lamp.es
www.lamp.es

CHILE
Calle 74B Nº 69-15
Bogotá (Colombia)
T. +57 (1) 7430092
colombia@lamp.com.co

COLOMBIA
Calle 74B Nº 69-15
Bogotá (Colombia)
T. +57 (1) 7430092
colombia@lamp.com.co

MEXICO
Calle 74B Nº 69-15
Bogotá (Colombia)
T. +57 (1) 7430092
colombia@lamp.com.co

MIDDLE EAST
Jumeirah Bay X2 – 3rd Floor
Cluster X - Jumeirah Lake Towers
P.O. BOX 126732 Dubai (UAE)
T. +971 4 437 5716
uae@lamp.es

LAMP

Worktitude for light

Digital Working 2025